



cannondale

2021 COLLECTION



Road

RACE

ENDURANCE

GRAVEL

CYCLOCROSS

SystemSix

FASTER EVERYWHERE

cannondale

SystemSix Hi-MOD Red eTap AXS



C11201M

Frame	Hi-MOD Carbon, integrated cable routing w/ Switchplate, SAVE, PF30a, flat mount disc, 12x142 Speed Release thru-axle
Fork	BallisTec Hi-MOD Carbon, 1-1/8" - 1-1/4" steerer, 12x100mm Speed Release thru-axle, flat mount disc, 55mm offset (47-51cm) 45mm offset (54-62cm)
Rims	HollowGram 64 SL KNØT, Carbon, 20h front, 24h rear, 64mm deep, 21mm IW, tubeless ready
Hubs	(F) HollowGram KNØT, sealed bearing 12x100 centerlock / (R) HollowGram KNØT, 12x142 centerlock w/ DT Swiss 240 internals
Spokes	DT Swiss Aerolite
Tires	Vittoria Rubino Pro Speed, 700 x 25c
Pedals	Not included
Crank	SRAM RED, DUB, 48/35
Bottom Bracket	SRAM DUB PF30 ROAD73-A
Chain	SRAM Red, 12-speed

Rear Cogs	SRAM XG-1290, 10-28, 12-speed
Front Derailleur	SRAM RED eTap AXS, braze-on
Rear Derailleur	SRAM Red eTap AXS
Shifters	SRAM RED eTap AXS HRD, 12-speed
Handlebar	HollowGram KNØT SystemBar, Carbon, 8 deg. pitch adjust
Grips	Cannondale Bar Tape, 3.5mm
Stem	HollowGram KNØT, Alloy w/ cable cover, -17°
Headset	Integrated, 1-1/8" - 1-1/4
Brakes	SRAM Red hydraulic disc, 160/160mm Centerline X rotors
Brake Levers	SRAM Red eTap AXS
Saddle	Prologo Dimension Nack NDR, 143mm width, carbon rails
Seatpost	HollowGram 60 KNØT Carbon, 330mm
Connectivity	Cannondale Wheel Sensor
Sizes	47, 51, 54, 56, 58, 60, 62
Color 1	Carbon (CRB)

SystemSix Hi-MOD Ultegra Di2



C11301M

Frame	Hi-MOD Carbon, integrated cable routing w/ Switchplate, SAVE, PF30a, flat mount disc, 12x142 Speed Release thru-axle
Fork	BallisTec Hi-MOD Carbon, 1-1/8" - 1-1/4" steerer, 12x100mm Speed Release thru-axle, flat mount disc, 55mm offset (47-51cm) 45mm offset (54-62cm)
Rims	HollowGram 64 KNØT, Carbon, 20h front, 24h rear, 64mm deep, 21mm IW, tubeless ready
Hubs	(F) HollowGram KNØT, sealed bearing 12x100 centerlock / (R) HollowGram KNØT, 12x142 centerlock w/ DT Swiss 350 internals
Spokes	HollowGram 2.0/1.8/2.0
Tires	Vittoria Rubino Pro Speed, 700 x 25c
Pedals	Not included
Crank	HollowGram, BB30a, OPI SpideRing, 52/36
Bottom Bracket	Cannondale Alloy PressFit30
Chain	Shimano HG701, 11-speed
Rear Cogs	Shimano Ultegra, 11-30, 11-speed

Front Derailleur	Shimano Ultegra Di2, braze-on
Rear Derailleur	Shimano Ultegra Di2
Shifters	Shimano Ultegra Di2, 11-speed
Handlebar	HollowGram KNØT SystemBar, Carbon, 8 deg. pitch adjust
Grips	Cannondale Bar Tape, 3.5mm
Stem	HollowGram KNØT, Alloy w/ cable cover, -17°
Headset	Integrated, 1-1/8" - 1-1/4
Brakes	Shimano Ultegra Di2 hydraulic disc, 160/140mm RT800 rotors
Brake Levers	Shimano Ultegra Di2
Saddle	Prologo Dimension NDR, Tirox rails
Seatpost	HollowGram 60 KNØT Carbon, 330mm
Connectivity	Cannondale Wheel Sensor
Sizes	47, 51, 54, 56, 58, 60, 62
Color 1	Team Replica (REP)

SystemSix Carbon Ultegra



C11401M

Frame	BallisTec Carbon, integrated cable routing w/ Switchplate, SAVE, PF30a, flat mount disc, 12x142 Speed Release thru-axle	Front Derailleur	Shimano Ultegra, braze-on
Fork	BallisTec Carbon, 1-1/8" - 1-1/4" steerer, 12x100mm Speed Release thru-axle, flat mount disc, 55mm offset (47-51cm) 45mm offset (54-62cm)	Rear Derailleur	Shimano Ultegra
Rims	Vision SC55, carbon clincher disc, tubeless ready	Shifters	Shimano Ultegra, 11-speed
Hubs	(F) Vision Sealed Cartridge hub 12x100mm / (R) Vision Sealed Cartridge hub, 12x142mm	Handlebar	HollowGram KNØT SystemBar, Carbon, 8 deg. pitch adjust
Spokes	DP Spokes - 21F / 24R	Grips	Cannondale Bar Tape, 3.5mm
Tires	Vittoria Rubino Pro Bright Black, 700 x 25c, reflective strip	Stem	HollowGram KNØT, Alloy w/ cable cover, -17°
Pedals	Not included	Headset	Integrated, 1-1/8" - 1-1/4
Crank	HollowGram, BB30a, OPI SpideRing, 52/36	Brakes	Shimano Ultegra hydraulic disc, 160/140mm RT800 rotors
Bottom Bracket	Cannondale Alloy PressFit30	Brake Levers	Shimano Ultegra
Chain	Shimano HG601, 11-speed	Saddle	Prologo Dimension STN NDR, steel rails
Rear Cogs	Shimano 105, 11-30, 11-speed	Seatpost	HollowGram 60 KNØT Carbon, 330mm
		Connectivity	Cannondale Wheel Sensor
		Sizes	47, 51, 54, 56, 58, 60, 62
		Color 1	Candy Red (CRD)
		Color 2	Black Pearl (BPL)

SystemSix Hi-MOD Frameset



C11281U

Frame	Hi-MOD Carbon, integrated cable routing w/ Switchplate, SAVE, PF30a, flat mount disc, 12x142 Speed Release thru-axle	Headset	Integrated, 1-1/8" - 1-1/4
Fork	BallisTec Hi-MOD Carbon, 1-1/8" - 1-1/4" steerer, 12x100mm Speed Release thru-axle, flat mount disc, 55mm offset (47-51cm) 45mm offset (54-62cm)	Seatpost	HollowGram 60 KNØT Carbon, 330mm
Bottom Bracket	Cannondale Alloy PressFit30	Sizes	47, 51, 54, 56, 58, 60, 62
		Color 1	Matte Black (BBQ)
		Color 2	Iridescent (IRD)

SuperSix EVO

FAST, JUST GOT FASTER.

cannondale

SuperSix EVO Hi-MOD Disc Dura-Ace Di2



C11151M

Frame	BallisTec Hi-MOD Carbon, integrated cable routing w/ Switchplate, 12x142 Speed Release thru-axle, SAVE, PF30a, flat mount disc, integrated seat binder
Fork	BallisTec Hi-MOD Carbon, SAVE, integrated crown race, 12x100mm Speed Release thru-axle, flat mount disc, internal routing, 1-1/8" to 1-1/4" steerer and 55mm offset (48-54cm), 1-1/8" to 1-3/8" steerer and 45mm offset (56-62cm)
Rims	HollowGram 45 KNØT SL, Carbon, 20h front, 24h rear, 45mm deep, 21mm IW, tubeless ready
Hubs	(F) HollowGram KNØT, sealed bearing 12x100mm centerlock / (R) HollowGram KNØT, 12x142mm centerlock w/ DT Swiss 240 internals
Spokes	DT Swiss Aerolite
Tires	Vittoria Corsa, 700 x 25c
Pedals	Not included
Crank	HollowGram SISL2, BB30a, OPI SpideRing, 52/36
Bottom Bracket	Cannondale Alloy PressFit30

Chain	Shimano Dura-Ace, 11-speed
Rear Cogs	Shimano Dura-Ace, 11-30, 11-speed
Front Derailleur	Shimano Dura-Ace Di2, braze-on
Rear Derailleur	Shimano Dura-Ace Di2
Shifters	Shimano Dura-Ace Di2, 11-speed
Handlebar	HollowGram SAVE SystemBar, Carbon, 8 deg. pitch adjust
Grips	Cannondale Bar Tape, 3.5mm
Stem	HollowGram KNØT, Alloy w/ cable cover, -6°
Headset	Integrated, 1-1/8" - 1-1/4" (48-54 cm), 1-1/8" - 1-3/8" (56-62 cm)
Brakes	Shimano Dura Ace Di2 hydraulic disc, 160/140mm RT900 rotors
Brake Levers	Shimano Dura-Ace
Saddle	Prologo Dimension Nack NDR, carbon rails
Seatpost	HollowGram 27 SL KNØT, Carbon, 2 bolt clamp, 330mm, 0mm offset (48cm), 15mm offset (51-62cm)
Connectivity	Cannondale Wheel Sensor
Sizes	48, 51, 54, 56, 58, 60, 62
Color 1	Team Replica (REP)

SuperSix EVO Hi-MOD Disc Red eTap AXS



C11251M

Frame	BallisTec Hi-MOD Carbon, integrated cable routing w/ Switchplate, 12x142 Speed Release thru-axle, SAVE, PF30a, flat mount disc, integrated seat binder
Fork	BallisTec Hi-MOD Carbon, SAVE, integrated crown race, 12x100mm Speed Release thru-axle, flat mount disc, internal routing, 1-1/8" to 1-1/4" steerer and 55mm offset (48-54cm), 1-1/8" to 1-3/8" steerer and 45mm offset (56-62cm)
Rims	HollowGram 45 SL KNØT, Carbon, 20h front, 24h rear, 45mm deep, 21mm IW, tubeless ready
Hubs	(F) HollowGram KNØT, sealed bearing 12x100mm centerlock / (R) HollowGram KNØT, 12x142mm centerlock w/ DT Swiss 240 internals
Spokes	DT Swiss Aerolite, straight-pull
Tires	Vittoria Corsa, 700 x 25c
Crank	SRAM RED, DUB, 48/35
Bottom Bracket	SRAM DUB PF30 ROAD73-A
Chain	SRAM RED, 12-speed

Rear Cogs	SRAM XG-1290, 10-33, 12-speed
Front Derailleur	SRAM RED eTap AXS, braze-on
Rear Derailleur	SRAM Red eTap AXS
Shifters	SRAM RED eTap AXS HRD, 12-speed
Handlebar	HollowGram SAVE SystemBar, Carbon, 8 deg. pitch adjust
Grips	Cannondale Bar Tape, 3.5mm
Stem	HollowGram KNØT, Alloy w/ cable cover, -6°
Headset	Integrated, 1-1/8" - 1-1/4" (48-54 cm), 1-1/8" - 1-3/8" (56-62 cm)
Brakes	SRAM Red hydraulic disc, 160/160mm Centerline XR rotors
Brake Levers	SRAM RED eTap AXS HRD
Saddle	Prologo Dimension Nack NDR, carbon rails
Seatpost	HollowGram 27 SL KNØT, Carbon, 2 bolt clamp, 330mm, 0mm offset (48cm), 15mm offset (51-62cm)
Connectivity	Cannondale Wheel Sensor
Sizes	48, 51, 54, 56, 58, 60, 62
Color 1	Lavender (LAV)

SuperSix EVO Hi-MOD Disc Ultegra Di2



C11351M

Frame	BallisTec Hi-MOD Carbon, integrated cable routing w/ Switchplate, 12x142 Speed Release thru-axle, SAVE, PF30a, flat mount disc, integrated seat binder
Fork	BallisTec Hi-MOD Carbon, SAVE, integrated crown race, 12x100mm Speed Release thru-axle, flat mount disc, internal routing, 1-1/8" to 1-1/4" steerer and 55mm offset (48-54cm), 1-1/8" to 1-3/8" steerer and 45mm offset (56-62cm)
Rims	HollowGram 45 SL KNØT, Carbon, 20h front, 24h rear, 45mm deep, 21mm IW, tubeless ready
Hubs	(F) HollowGram KNØT, sealed bearing 12x100mm centerlock / (R) HollowGram KNØT, 12x142mm centerlock w/ DT Swiss 240 internals
Spokes	DT Swiss Aerolite
Tires	Vittoria Corsa, 700 x 25c
Pedals	Not included
Crank	HollowGram, BB30a, OPI SpideRing, 52/36
Bottom Bracket	Cannondale Alloy PressFit30
Chain	Shimano HG701, 11-speed

Rear Cogs	Shimano Ultegra, 11-30, 11-speed
Front Derailleur	Shimano Ultegra Di2, braze-on
Rear Derailleur	Shimano Ultegra Di2
Shifters	Shimano Ultegra Di2, 11-speed
Handlebar	HollowGram SAVE SystemBar, Carbon, 8 deg. pitch adjust
Grips	Cannondale Bar Tape, 3.5mm
Stem	HollowGram KNØT, Alloy w/ cable cover, -6°
Headset	Integrated, 1-1/8" - 1-1/4" (48-54 cm), 1-1/8" - 1-3/8" (56-62 cm)
Brakes	Shimano Ultegra Di2 hydraulic disc, 160/140mm RT800 rotors
Brake Levers	Shimano Ultegra Di2
Saddle	Prologo Dimension NDR, Tirox rails
Seatpost	HollowGram 27 SL KNØT, Carbon, 2 bolt clamp, 330mm, 0mm offset (48cm), 15mm offset (51-62cm)
Connectivity	Cannondale Wheel Sensor
Sizes	48, 51, 54, 56, 58, 60, 62
Color 1	Matte Black (BBQ)

SuperSix EVO Hi-MOD Disc Ultegra



C11451M

Frame	BallisTec Hi-MOD Carbon, integrated cable routing w/ Switchplate, 12x142 Speed Release thru-axle, SAVE, PF30a, flat mount disc, integrated seat binder
Fork	BallisTec Hi-MOD Carbon, SAVE, integrated crown race, 12x100mm Speed Release thru-axle, flat mount disc, internal routing, 1-1/8" to 1-1/4" steerer and 55mm offset (48-54cm), 1-1/8" to 1-3/8" steerer and 45mm offset (56-62cm)
Rims	HollowGram 35, Carbon, 24h front, 28h rear, 35mm deep, 19mm IW, tubeless ready
Hubs	(F) HollowGram, sealed bearing 12x100mm centerlock / (R) HollowGram 3-pawl, sealed bearing, 12x142mm centerlock
Spokes	HollowGram 2.0/1.8/2.0
Tires	Vittoria Rubino Pro Bright Black, 700 x 25c, reflective strip
Pedals	Not included
Crank	HollowGram, BB30a, OPI SpideRing, 52/36
Bottom Bracket	Cannondale Alloy PressFit30
Chain	Shimano HG601, 11-speed

Rear Cogs	Shimano 105, 11-30, 11-speed
Front Derailleur	Shimano Ultegra, braze-on
Rear Derailleur	Shimano Ultegra
Shifters	Shimano Ultegra, 11-speed
Handlebar	HollowGram SAVE SystemBar, Carbon, 8 deg. pitch adjust
Grips	Cannondale Bar Tape, 3.5mm
Stem	HollowGram KNØT, Alloy w/ cable cover, -6°
Headset	Integrated, 1-1/8" - 1-1/4" (48-54 cm), 1-1/8" - 1-3/8" (56-62 cm)
Brakes	Shimano Ultegra hydraulic disc, 160/160mm RT800 rotors
Brake Levers	Shimano Ultegra
Saddle	Prologo Nago RS STN, steel rails
Seatpost	HollowGram 27 SL KNØT, Carbon, 2 bolt clamp, 330mm, 0mm offset (48cm), 15mm offset (51-62cm)
Connectivity	Cannondale Wheel Sensor
Sizes	48, 51, 54, 56, 58, 60, 62
Color 1	Candy Red (CRD)
Color 2	Team Replica (REP)

SuperSix EVO Carbon Disc Ultegra Di2



C11371M

Frame	BallisTec Carbon, integrated cable routing w/ Switchplate, 12x142 Speed Release thru-axle, SAVE, PF30a, flat mount disc, integrated seat binder
Fork	BallisTec Carbon, SAVE, integrated crown race, 12x100mm Speed Release thru-axle, flat mount disc, internal routing, 1-1/8" to 1-1/4" steerer and 55mm offset (48-54cm), 1-1/8" to 1-3/8" steerer and 45mm offset (56-62cm)
Rims	HollowGram 45 KNØT, Carbon, 20h front, 24h rear, 45mm deep, 21mm IW, tubeless ready
Hubs	(F) HollowGram KNØT, sealed bearing 12x100mm centerlock / (R) HollowGram KNØT, 12x142mm centerlock w/ DT Swiss 350 internals
Spokes	HollowGram 2.0/1.8/2.0
Tires	Vittoria Rubino Pro Bright Black, 700 x 25c, reflective strip
Pedals	Not included
Crank	HollowGram, BB30a, OPI SpideRing, 50/34
Bottom Bracket	Cannondale Alloy PressFit30

Chain	Shimano HG701, 11-speed
Rear Cogs	Shimano Ultegra, 11-30, 11-speed
Front Derailleur	Shimano Ultegra Di2, braze-on
Rear Derailleur	Shimano Ultegra Di2 GS
Shifters	Shimano Ultegra Di2, 11-speed
Handlebar	HollowGram SAVE SystemBar, Carbon, 8 deg. pitch adjust
Grips	Cannondale Bar Tape, 3.5mm
Stem	HollowGram KNØT, Alloy w/ cable cover, -6°
Headset	Integrated, 1-1/8" - 1-1/4" (48-54 cm), 1-1/8" - 1-3/8" (56-62 cm)
Brakes	Shimano Ultegra Di2 hydraulic disc, 160/160mm RT800 rotors
Brake Levers	Shimano Ultegra Di2
Saddle	Prologo Dimension NDR, Tirox rails
Seatpost	HollowGram 27 SL KNØT, Carbon, 2 bolt clamp, 330mm, 0mm offset (48cm), 15mm offset (51-62cm)
Connectivity	Cannondale Wheel Sensor
Sizes	48, 51, 54, 56, 58, 60, 62
Color 1	Mercury (MRC)

SuperSix EVO Carbon Disc Ultegra



RENDERING

C11671M

Frame	BallisTec Carbon, integrated cable routing w/ Switchplate, 12x142 Speed Release thru-axle, SAVE, PF30a, flat mount disc, integrated seat binder
Fork	BallisTec Carbon, SAVE, integrated crown race, 12x100mm Speed Release thru-axle, flat mount disc, internal routing, 1-1/8" to 1-1/4" steerer and 55mm offset (48-54cm), 1/8" to 1-3/8" steerer and 45mm offset (56-62cm)
Rims	HollowGram 35, Carbon, 24h front, 28h rear, 35mm deep, 19mm IW, tubeless ready
Hubs	(F) HollowGram, sealed bearing 12x100mm centerlock / (R) HollowGram 3-pawl, sealed bearing, 12x142mm centerlock
Spokes	HollowGram 2.0/1.8/2.0
Tires	Vittoria Rubino Pro Bright Black, 700 x 25c, reflective strip
Pedals	Not included
Crank	Cannondale 1, BB30a, 50/34
Bottom Bracket	Cannondale Alloy PressFit30
Chain	Shimano HG601, 11-speed

Rear Cogs	Shimano 105, 11-32, 11-speed
Front Derailleur	Shimano Ultegra, braze-on
Rear Derailleur	Shimano Ultegra
Shifters	Shimano Ultegra, 11-speed
Handlebar	HollowGram SAVE SystemBar, Carbon, 8 deg. pitch adjust
Grips	Cannondale Bar Tape, 3.5mm
Stem	HollowGram KNØT, Alloy w/ cable cover, -6°
Headset	Integrated, 1-1/8" - 1-1/4" (48-54 cm), 1-1/8" - 1-3/8" (56-62 cm)
Brakes	Shimano Ultegra hydraulic disc, 160/160mm RT800 rotors
Brake Levers	Shimano Ultegra
Saddle	Prologo Nago RS STN
Seatpost	HollowGram 27 SL KNØT, Carbon, 2 bolt clamp, 330mm
Connectivity	Cannondale Wheel Sensor
Sizes	48, 51, 54, 56, 58, 60, 62
Color 1	Matte Black (BBQ)
Color 2	Cashmere (CAS)

SuperSix EVO Carbon Disc 105



RENDERING

C11771M

Frame	BallisTec Carbon, integrated cable routing w/ Switchplate, 12x142 Speed Release thru-axle, SAVE, PF30a, flat mount disc, integrated seat binder
Fork	BallisTec Carbon, SAVE, integrated crown race, 12x100mm Speed Release thru-axle, flat mount disc, internal routing, 1-1/8" to 1-1/4" steerer and 55mm offset (48-54cm), 1/8" to 1-3/8" steerer and 45mm offset (56-62cm)
Rims	Cannondale Disc, double wall w/eyelet, 28h
Hubs	(F) Formula CL-712, 12x100 centerlock (R) Formula RXC-400, 12x142 centerlock
Spokes	Stainless Steel, 14g
Tires	Vittoria Zaffiro Pro Slick, 700 x 25c
Pedals	Not included
Crank	Cannondale 1, BB30a, 50/34
Bottom Bracket	Cannondale Alloy PressFit30
Chain	Shimano HG601, 11-speed

Rear Cogs	Shimano 105, 11-30, 11-speed
Front Derailleur	Shimano 105, braze-on
Rear Derailleur	Shimano 105 GS
Shifters	Shimano 105, 11-speed
Handlebar	Cannondale 3, 6061 alloy, Compact
Grips	Cannondale Bar Tape, 3.5mm
Stem	Cannondale 3, 6061 Alloy, 31.8, 7°
Headset	Integrated, 1-1/8" - 1-1/4" (48-54 cm), 1-1/8" - 1-3/8" (56-62 cm)
Brakes	Shimano 105 hydraulic disc, 160/160mm RT64 rotors
Brake Levers	Shimano 105
Saddle	Prologo Nago RS STN
Seatpost	HollowGram 27 KNØT, Alloy, 2 bolt clamp, 330mm, 15mm offset
Color 1, sizes	Alpine (ALP), 48-51-54-56-58-60-62
Color 2, sizes	Black Pearl (BPL), 48-51-54-56-58-60-62
Color 3, sizes	Bio Lime (BIO), 44-48-51-54-56-58-60-62

SuperSix EVO Carbon Disc Women's 105



C11751F

Frame	BallisTec Carbon, integrated cable routing w/ Switchplate, 12x142 Speed Release thru-axle, SAVE, PF30a, flat mount disc, integrated seat binder
Fork	BallisTec Carbon, SAVE, integrated crown race, 12x100mm Speed Release thru-axle, flat mount disc, internal routing, 1-1/8" to 1-1/4" steerer, 55mm offset
Rims	Cannondale RD 2.0 Disc, double wall w/ eyelet, 28h
Hubs	(F) Formula CL-712, 12x100 centerlock (R) Formula RXC-400, 12x142 centerlock
Spokes	Stainless Steel, 14g
Tires	Vittoria Zaffiro Pro Slick, 700 x 25c
Pedals	Not included
Crank	Cannondale 1, BB30a, 50/34
Bottom Bracket	Cannondale Alloy PressFit30
Chain	Shimano HG601, 11-speed

Rear Cogs	Shimano 105, 11-30, 11-speed
Front Derailleur	Shimano 105, braze-on
Rear Derailleur	Shimano 105 GS
Shifters	Shimano 105, 11-speed, Small Hands
Handlebar	Cannondale 3, 6061 alloy, Compact
Grips	Cannondale Bar Tape, 3.5mm
Stem	Cannondale 3, 6061 Alloy, 31.8, 7°
Headset	Integrated, 1-1/8" - 1-1/4" (44-54 cm), 1-1/8" - 1-3/8" (56-62 cm)
Brakes	Shimano 105 hydraulic disc, 160/160mm RT64 rotors
Brake Levers	Shimano 105
Saddle	Prologo Kappa Dea RS
Seatpost	HollowGram 27 KNØT, Alloy, 2 bolt clamp, 330mm, 15mm offset
Sizes	44, 48, 51, 54
Color 1	Lavender (LAV)

ROAD | RACE

SuperSix EVO SE

RENDERING

EMBARGO

APRIL 21



C17102U

Frame	All-New, Carbon, internal cable routing w/ Switchplate and Delta steerer, 12x142mm Speed Release thru-axle, SAVE, PF30-83 Ai, flat mount disc, integrated seatpost binder
Fork	All-New, Carbon, SAVE, integrated crown race, 12x100mm Speed Release thru-axle, flat mount disc, internal routing, 1-1/8" to 1-1/2" Delta steerer, 55mm offset
Rims	DT Swiss CR-1600 SPLINE, 25h, tubeless ready
Hubs	(F) DT Swiss 350, straightpull, 12x100 centerlock / (R) DT Swiss 350 with Ratchet System 18, straightpull, 12x142 Ai centerlock
Spokes	DT Swiss Aero Comp straightpull (Ai Offset Dish - Rear)
Tires	Vittoria Terreno Dry TNT, 700 x 40c, tubeless ready
Crank	HollowGram, BB86a w/ OPI SpideRing, 46/30
Bottom Bracket	Cannondale Alloy PressFit30
Chain	Shimano HG601, 11-speed
Rear Cogs	Shimano Ultegra R8000, 11-34, 11-speed

Front Derailleur	Shimano GRX 800, braze-on
Rear Derailleur	Shimano GRX 810, Shadow RD+
Shifters	Shimano GRX 800, 2x11-speed
Handlebar	Cannondale 2, 6061 alloy, Compact
Grips	Cannondale Bar Tape, 3.5mm
Stem	Cannondale 2, 6061 Alloy, 31.8, 7°
Headset	Integrated, 1-1/8" - 1-1/2"
Brakes	Shimano GRX 800 hydraulic disc, 160/160mm RT800 rotors
Brake Levers	Shimano GRX 800 hydraulic disc
Saddle	Fabric Scoop Shallow Race, titanium rails
Seatpost	HollowGram 27 SL KNØT, Carbon, 2 bolt clamp, 330mm, 0mm offset (46cm), 15mm offset (51-58cm)
Sizes	46, 51, 54, 56, 58
Color	Cool Mint (CMT)

SuperSix EVO CX

RENDERING

EMBARGO

APRIL 21



C17201U

Frame	All-New, Carbon, internal cable routing w/ Switchplate and Delta steerer, 12x142mm Speed Release thru-axle, SAVE, PF30-83 Ai, flat mount disc, integrated seatpost binder
Fork	All-New, Carbon, SAVE, integrated crown race, 12x100mm Speed Release thru-axle, flat mount disc, internal routing, 1-1/8" to 1-1/2" Delta steerer, 55mm offset
Rims	DT Swiss CR-1600 SPLINE, 25h, tubeless ready
Hubs	(F) DT Swiss 350, straightpull, 12x100 centerlock / (R) DT Swiss 350 with Ratchet System 18, straightpull, 12x142 Ai centerlock
Spokes	DT Swiss Aero Comp straightpull (Ai Offset Dish - Rear)
Tires	Vittoria Terreno Mix TNT, 700 x 33c, tubeless ready
Crank	Cannondale 1, BB86a, OPI SpideRing, 40T
Bottom Bracket	Cannondale Alloy PressFit30
Chain	Shimano HG601, 11-speed
Rear Cogs	Shimano SLX, 11-42, 11-speed

Front Derailleur	N/A (Braze-on compatible)
Rear Derailleur	Shimano GRX 812, Shadow RD+
Shifters	Shimano GRX 600, 1x11-speed
Handlebar	Cannondale 2, 6061 alloy, Compact
Grips	Cannondale Bar Tape, 3.5mm
Stem	Cannondale 3, 6061 Alloy, 31.8, 7°
Headset	Integrated, 1-1/8" - 1-1/2"
Brakes	Shimano GRX 400 hydraulic disc, 160/140mm RT70 rotors
Brake Levers	Shimano GRX 600 hydraulic disc
Saddle	Fabric Scoop Shallow Sport, steel rails
Seatpost	HollowGram 27 SL KNØT, Carbon, 2 bolt clamp, 330mm, 0mm offset all sizes
Sizes	46, 51, 54, 56, 58
Color	Purple Haze (PRH)

SuperSix EVO Carbon Aftermarket Frame



C11481U

Frame	Hi-MOD Carbon, integrated cable routing w/ Switchplate, 12x142 Speed Release thru-axle, SAVE, PF30a, flat mount disc, integrated seat binder
Fork	BallisTec Hi-MOD Carbon, SAVE, integrated crown race, 12x100mm Speed Release thru-axle, flat mount disc, internal routing, 1-1/8" to 1-1/4" steerer and 55mm offset (48-54cm), 1/8" to 1-3/8" steerer and 45mm offset (56-62cm)

Headset	Integrated, 1-1/8" - 1-1/4" (48-54 cm), 1-1/8" - 1-3/8" (56-62 cm)
Seatpost	HollowGram 27 SL KNØT, Carbon, 2 bolt clamp, 330mm
Sizes	48, 51, 54, 56, 58, 60, 62
Color 1	Chameleon (CML)

SuperSix EVO Carbon Aftermarket Frame



C11181U

Frame	Hi-MOD Carbon, integrated cable routing w/ Switchplate, 12x142 Speed Release thru-axle, SAVE, PF30a, flat mount disc, integrated seat binder
Fork	BallisTec Hi-MOD Carbon, SAVE, integrated crown race, 12x100mm Speed Release thru-axle, flat mount disc, internal routing, 1-1/8" to 1-1/4" steerer and 55mm offset (48-54cm), 1/8" to 1-3/8" steerer and 45mm offset (56-62cm)

Headset	Integrated, 1-1/8" - 1-1/4" (48-54 cm), 1-1/8" - 1-3/8" (56-62 cm)
Seatpost	HollowGram 27 SL KNØT, Carbon, 2 bolt clamp, 330mm, 0mm offset (48cm), 15mm offset (51-62cm)
Sizes	48, 51, 54, 56, 58, 60, 62
Color 1	Team Replica (REP)
Color 2	Matte Black (BBQ)
Color 3	Rainbow Trout (RBT)

CAAD13

MAKE YOUR OWN LUCK

cannondale

CAAD13 Disc Ultegra



C13171M

Frame	SmartForm C1 Premium Alloy, 12x142 Speed Release thru-axle, flat-mount disc, integrated cable routing w/ Switchplate, SAVE, BB30a, Di2 ready
Fork	BallisTec Carbon, SAVE, 1-1/8" to 1-1/4" steerer, integrated crown race, 12x100mm Speed Release thru-axle, flat mount disc, internal routing, 55mm offset (47-54cm) 45mm offset (56-62cm)
Rims	Fulcrum Racing 600 DB
Hubs	(F) Fulcrum Racing 900, 12x100mm centerlock / (R) Fulcrum Racing 900, 12x142mm centerlock
Spokes	Stainless steel, 14g
Tires	Vittoria Rubino Pro Bright Black, 700 x 28c
Pedals	Not Included
Crank	Cannondale 1, BB30a, FSA rings, 50/34
Bottom Bracket	Cannondale BB30
Chain	Shimano HG601, 11-speed

Rear Cogs	Shimano 105, 11-30, 11-speed
Front Derailleur	Shimano Ultegra, braze-on
Rear Derailleur	Shimano Ultegra GS
Shifters	Shimano Ultegra hydraulic disc, 11-speed
Handlebar	Cannondale C2, 7050 alloy, Compact
Grips	Cannondale Bar Tape, 3.5mm
Stem	Cannondale C2, 6061 Alloy, 31.8, 7°
Headset	CAAD13, integrated, 1-1/8" - 1-1/4"
Brakes	Shimano Ultegra hydraulic disc, 160/160mm RT30 rotors
Brake Levers	Shimano Ultegra hydraulic disc
Saddle	Prologo Nago RS STN
Seatpost	HollowGram 27 KNØT, Alloy, 2 bolt clamp, 330mm, 15mm offset
Sizes	48, 51, 54, 56, 58, 60, 62
Color 1	Mercury (MRC)

CAAD13 Disc 105



C13371M

Frame	SmartForm C1 Premium Alloy, 12x142 Speed Release thru-axle, flat-mount disc, integrated cable routing w/ Switchplate, SAVE, BB30a, Di2 ready
Fork	BallisTec Carbon, SAVE, 1-1/8" to 1-1/4" steerer, integrated crown race, 12x100mm Speed Release thru-axle, flat mount disc, internal routing, 55mm offset (47-54cm) 45mm offset (56-62cm)
Rims	Cannondale RD 2.0 Disc
Hubs	(F) Formula CL-712, 12x100mm centerlock (R) Formula RXC-400, 12x142 centerlock
Spokes	Stainless steel, 14g
Tires	Vittoria Rubino Pro Bright Black, 700 x 28c
Pedals	Not Included
Crank	Cannondale 1, BB30a, FSA rings, 50/34
Bottom Bracket	Cannondale BB30
Chain	Shimano HG601, 11-speed

Rear Cogs	Shimano 105, 11-30, 11-speed
Front Derailleur	Shimano 105, braze-on
Rear Derailleur	Shimano 105 GS
Shifters	Shimano 105 hydraulic disc, 11-speed
Handlebar	Cannondale 3, 6061 alloy, Compact
Grips	Cannondale Bar Tape, 3.5mm
Stem	Cannondale 3, 6061 Alloy, 31.8, 7°
Headset	CAAD13, integrated, 1-1/8" - 1-1/4"
Brakes	Shimano 105 hydraulic disc, 160/160mm RT54 rotors
Brake Levers	Shimano 105 hydraulic disc
Saddle	Prologo Nago RS STN
Seatpost	HollowGram 27 KNØT, Alloy, 2 bolt clamp, 330mm, 15mm offset
Sizes	48, 51, 54, 56, 58, 60, 62
Color 1	Stealth Grey (SGY)
Color 2	Black Pearl (BPL)

CAAD13 Disc Women's 105



C13271F

Frame	SmartForm C1 Premium Alloy, 12x142 Speed Release thru-axle, flat-mount disc, integrated cable routing w/ Switchplate, SAVE, BB30a, Di2 ready
Fork	BallisTec Carbon, SAVE, 1-1/8" to 1-1/4" steerer, integrated crown race, Speed Release 12x100mm thru-axle, flat mount disc, internal routing, 55mm offset
Rims	Cannondale RD 2.0 Disc
Hubs	(F) Formula CL-712, 12x100mm centerlock (R) Formula RXC-400, 12x142 centerlock
Spokes	Stainless steel, 14g
Tires	Vittoria Rubino Pro Bright Black, 700 x 28c
Pedals	Not Included
Crank	Cannondale 1, BB30a, FSA rings, 50/34
Bottom Bracket	Cannondale BB30
Chain	Shimano HG601, 11-speed

Rear Cogs	Shimano 105, 11-30, 11-speed
Front Derailleur	Shimano 105, braze-on
Rear Derailleur	Shimano 105 GS
Shifters	Shimano 105 hydraulic disc, 11-speed, Small Hands
Handlebar	Cannondale 3, 6061 alloy, Compact
Grips	Cannondale Bar Tape, 3.5mm
Stem	Cannondale 3, 6061 Alloy, 31.8, 7°
Headset	CAAD13, integrated, 1-1/8" - 1-1/4"
Brakes	Shimano 105 hydraulic disc, 160/160mm RT54 rotors
Brake Levers	Shimano 105 hydraulic disc
Saddle	Prologo Kappa Dea RS
Seatpost	HollowGram 27 KNØT, Alloy, 2 bolt clamp, 330mm, 15mm offset
Sizes	44, 48, 51, 54
Color 1	Emerald (EMR)

CAAD13 Disc 105

RENDERING



RENDERING

C13321U

Frame	SmartForm C1 Premium Alloy, 12x142 Speed Release thru-axle, flat-mount disc, integrated cable routing w/ Switchplate, SAVE, BB30a, Di2 ready
Fork	Carbon, SAVE, 1-1/8" to 1-1/4" steerer, integrated crown race, 12x100mm Speed Release thru-axle, flat mount disc, internal routing, 55mm offset (47-54cm) 45mm offset (56-62cm)
Rims	DT Swiss R470 db, 28h
Hubs	(F) Formula CL-712, 12x100 centerlock / (R) Formula RXC-400, 12x142 centerlock
Spokes	Stainless Steel, 14g
Tires	Vittoria Rubino Pro Bright Black, 700 x 25c
Pedals	Not included
Crank	Shimano RS510, 52/36
Bottom Bracket	Cannondale BB30 w/ 24mm adapter
Chain	Shimano HG601, 11-speed
Rear Cogs	Shimano 105, 11-30, 11-speed

Front Derailleur	Shimano 105, braze-on
Rear Derailleur	Shimano 105 GS
Shifters	Shimano 105 hydraulic disc, 11-speed
Handlebar	Cannondale 3, 6061 alloy, Compact
Grips	Cannondale Bar Tape, 3.5mm
Stem	Cannondale 3, 6061 Alloy, 31.8, 7°
Headset	CAAD13, integrated, 1-1/8" - 1-1/4"
Brakes	Shimano 105 hydraulic disc, 160/160mm RT54 rotors
Brake Levers	Shimano 105 hydraulic disc
Saddle	Prologo Nago RS STN
Seatpost	HollowGram 27 KNØT, Alloy, 2 bolt clamp, 330mm
Sizes	44, 48, 51, 54, 56, 58, 60, 62
Color 1	Barbecue (BBQ)
Color 2	Candy Red (CRD)

CAAD13 Disc Tiagra



RENDERING

C13421U

Frame	SmartForm C1 Premium Alloy, 12x142 Speed Release thru-axle, flat-mount disc, integrated cable routing w/ Switchplate, SAVE, BB30a, Di2 ready
Fork	Carbon, SAVE, 1-1/8" to 1-1/4" steerer, integrated crown race, 12x100mm Speed Release thru-axle, flat mount disc, internal routing, 55mm offset (47-54cm) 45mm offset (56-62cm)
Rims	RD 2.0, 28h
Hubs	(F) Formula CL-712, 12x100mm centerlock / (R) Formula RXC-400, 12x142mm centerlock
Spokes	Stainless Steel, 14g
Tires	Vittoria Zaffiro Pro Slick, 700 x 25c
Pedals	Not included
Crank	Shimano Tiagra, 52/36
Bottom Bracket	Cannondale BB30 w/ 24mm adapter
Chain	KMC X10, 10-speed

Rear Cogs	Shimano Tiagra, 11-34, 10-speed
Front Derailleur	Shimano Tiagra, braze-on
Rear Derailleur	Shimano Tiagra GS
Shifters	Shimano Tiagra hydraulic disc, 10-speed
Handlebar	Cannondale 4, 6061 alloy, Compact
Grips	Cannondale Bar Tape, 3.5mm
Stem	Cannondale 4, 6061 Alloy, 31.8, 7°
Headset	CAAD13, integrated, 1-1/8" - 1-1/4"
Brakes	Shimano Tiagra hydraulic disc, 160/160mm RT54 rotors
Brake Levers	Shimano Tiagra hydraulic disc
Saddle	Prologo Nago RS STN
Seatpost	HollowGram 27 KNØT, Alloy, 2 bolt clamp, 330mm
Sizes	44, 48, 51, 54, 56, 58, 60, 62
Color 1	Purple Haze (PRH)

CAAD Optimo

WHERE PERFORMANCE TAKES OFF.

CAAD Optimo 1



C14101M

Frame	All-New SmartForm C2 Alloy, SAVE, tapered headtube, fender mounts, 130×9mm QR	Rear Derailleur	Shimano 105 GS
Fork	BallisTec Full Carbon, 1-1/8" to 1-1/4" steerer, fender mounts, 100×9mm QR	Shifters	Shimano 105, 11-speed
Rims	RS 2.0, 24h front, 28h rear	Handlebar	Cannondale 3, 6061 alloy, Compact
Hubs	(F) Formula RB-56 (R) Formula RB-5711	Grips	Cannondale Bar Tape, 3.5mm
Spokes	Stainless Steel, 14g	Stem	Cannondale 3, 6061 Alloy, 31.8, 7°
Tires	Vittoria Zaffiro Pro Slick, 700 × 25c	Headset	CAAD Optimo, 1-1/8" to 1-1/4", 25mm top cap
Pedals	Wellgo w/ Clip and Strap	Brakes	Tektro R741
Crank	FSA Gossamer Alloy, 50/34	Brake Levers	Shimano 105
Bottom Bracket	FSA MegaExo	Saddle	Cannondale Stage CX
Chain	KMC X11, 11-speed	Seatpost	Cannondale 3, 6061 Alloy, 27.2 × 350mm
Rear Cogs	Shimano 105, 11-30, 11-speed	Sizes	48, 51, 54, 56, 58
Front Derailleur	Shimano 105, 31.8 clamp	Color 1	Candy Red (CRD)
		Color 2	Alpine (ALP)

CAAD Optimo 2



C14201M

Frame	All-New SmartForm C2 Alloy, SAVE, tapered headtube, fender mounts, 130×9mm QR	Rear Derailleur	Shimano Tiagra GS
Fork	BallisTec Full Carbon, 1-1/8" to 1-1/4" steerer, fender mounts, 100×9mm QR	Shifters	Shimano Tiagra, 10-speed
Rims	RS 2.0, 24h front, 28h rear	Handlebar	6061 alloy, Compact
Hubs	(F) Formula RB-31 (R) Formula RB-32	Grips	Cannondale Bar Tape, 3.5mm
Spokes	Stainless Steel, 14g	Stem	6061 Alloy, 31.8, 7°
Tires	Vittoria Zaffiro, 700 × 25c	Headset	CAAD Optimo, 1-1/8" to 1-1/4", 25mm top cap
Pedals	Wellgo w/ Clip and Strap	Brakes	Promax RC-476
Crank	FSA Omega ME Alloy, 50/34	Brake Levers	Shimano Tiagra
Bottom Bracket	FSA Cartridge	Saddle	Cannondale Stage CX
Chain	KMC X10EL, 10-speed	Seatpost	Cannondale 4, 6061 Alloy, 27.2 × 350mm
Rear Cogs	Shimano HG500, 11-32, 10-speed	Sizes	48, 51, 54, 56, 58
Front Derailleur	Shimano Tiagra, 31.8 clamp	Color 1	Black Pearl (BPL)

CAAD Optimo 3



C14301M

Frame	All-New SmartForm C2 Alloy, SAVE, tapered headtube, fender mounts, 130×9mm QR
Fork	BallisTec Full Carbon, 1-1/8" to 1-1/4" steerer, fender mounts, 100×9mm QR
Rims	RS 2.0, 24h front, 28h rear
Hubs	(F) Formula RB-31 (R) Formula RB-32
Spokes	Stainless Steel, 14g
Tires	Vittoria Zaffiro, 700 × 25c
Pedals	Wellgo w/ Clip and Strap
Crank	FSA Vero Alloy, 50/34
Bottom Bracket	Cartridge, square taper
Chain	KMC X9, 9-speed
Rear Cogs	Shimano HG50, 11-30, 9-speed
Front Derailleur	Shimano Sora, 31.8 clamp

Rear Derailleur	Shimano Sora GS
Shifters	Shimano Sora, 9-speed
Handlebar	6061 alloy, Compact
Grips	Cannondale Bar Tape, 3.5mm
Stem	6061 Alloy, 31.8, 7°
Headset	CAAD Optimo, 1-1/8" to 1-1/4", 25mm top cap
Brakes	Promax RC-452
Brake Levers	Shimano Sora
Saddle	Cannondale Stage CX
Seatpost	Cannondale 4, 6061 Alloy, 27.2 × 350mm
Sizes	48, 51, 54, 56, 58
Color 1	Black (BLK)

CAAD Optimo 4



C14401M

Frame	All-New SmartForm C2 Alloy, SAVE, tapered headtube, fender mounts, 130×9mm QR
Fork	BallisTec Full Carbon, 1-1/8" to 1-1/4" steerer, fender mounts, 100×9mm QR
Rims	RS 2.0, 24h front, 28h rear
Hubs	(F) Formula RB-31 (R) Formula RB-32
Spokes	Stainless Steel, 14g
Tires	Vittoria Zaffiro, 700 × 25c
Pedals	Wellgo w/ Clip and Strap
Crank	FSA Tempo, 50/34
Bottom Bracket	Cartridge, square taper
Chain	Shimano HG71, 8-speed
Rear Cogs	Shimano HG50, 11-30, 8-speed

Front Derailleur	Shimano Claris, 31.8 clamp
Rear Derailleur	Shimano Claris
Shifters	Shimano Claris, 8-speed
Handlebar	6061 alloy, Compact
Grips	Cannondale Bar Tape, 3.5mm
Stem	6061 Alloy, 31.8, 7°
Headset	CAAD Optimo, 1-1/8" to 1-1/4", 25mm top cap
Brakes	Promax RC-452
Brake Levers	Shimano Claris
Saddle	Cannondale Stage CX
Seatpost	Cannondale 4, 6061 Alloy, 27.2 × 350mm
Sizes	48, 51, 54, 56, 58
Color 1	Silver (SLV)

Synapse Carbon

KEEP FIRING

Synapse Carbon Ultegra Di2



C12301M

Frame	BallisTec Carbon, Di2 ready, SAVE, BB30a, flat mount, 12×142mm thru axle, internal cable routing, removable fender bridge
Fork	BallisTec Full Carbon, integrated crown race, SAVE, size-specific design, 12×100mm thru-axle, internal routing
Rims	Fulcrum Racing 600 DB
Hubs	(F) Fulcrum Racing 600, 12×100mm thru-axle (R) Fulcrum Racing 600, 12×142mm thru-axle
Spokes	Fulcrum
Tires	Vittoria Rubino Pro Bright Black, 700 × 30c, reflective
Pedals	Not included
Crank	Cannondale 1, BB30a, 50/34
Bottom Bracket	Cannondale BB30
Chain	Shimano HG601, 11-speed
Rear Cogs	Shimano Ultegra HG800, 11-34T, 11-speed
Front Derailleur	Shimano Ultegra Di2, braze-on

Rear Derailleur	Shimano Ultegra Di2 GS
Shifters	Shimano Ultegra Di2, 11-speed
Handlebar	Cannondale 2, 7050 alloy, Compact
Grips	Cannondale Bar Tape, 3.5mm
Stem	Cannondale 2, 6061 Alloy, 31.8, 7°
Headset	Synapse Carbon, integrated, 1-1/8" - 1-1/8" (48 cm), 1-1/8" - 1-1/4" (51-54 cm), 1-1/8" - 1-3/8" (56-61 cm)
Brakes	Shimano Ultegra Di2 hydraulic disc, 160/160mm RT800 rotors
Brake Levers	Shimano Ultegra Di2 hydraulic disc
Saddle	Fabric Scoop Shallow Sport, steel rails
Seatpost	Cannondale 2, UD Carbon, 25.4 × 300mm (48-51), 350mm (54-56), 400mm (58-61)
Connectivity	Cannondale Wheel Sensor
Sizes	48, 51, 54, 56, 58, 61
Color 1	Mercury (MRC)

Synapse Carbon Ultegra



C12321M

Frame	BallisTec Carbon, Di2 ready, SAVE, BB30a, flat mount, 12×142mm thru axle, internal cable routing, removable fender bridge
Fork	BallisTec Full Carbon, integrated crown race, SAVE, size-specific design, 12×100mm thru-axle, internal routing
Rims	Fulcrum Racing 600 DB
Hubs	(F) Fulcrum Racing 600, 12×100mm thru-axle (R) Fulcrum Racing 600, 12×142mm thru-axle
Spokes	Fulcrum
Tires	Vittoria Rubino Pro Bright Black, 700 × 30c, reflective
Pedals	Not included
Crank	Cannondale 1, BB30a, 50/34
Bottom Bracket	Cannondale BB30
Chain	Shimano HG601, 11-speed
Rear Cogs	Shimano Ultegra HG800, 11-34T, 11-speed
Front Derailleur	Shimano Ultegra, braze-on

Rear Derailleur	Shimano Ultegra
Shifters	Shimano Ultegra, 11-speed
Handlebar	Cannondale 3, 6061 alloy, Compact
Grips	Cannondale Bar Tape, 3.5mm
Stem	Cannondale 3, 6061 Alloy, 31.8, 7°
Headset	Synapse Carbon, integrated, 1-1/8" - 1-1/8" (48 cm), 1-1/8" - 1-1/4" (51-54 cm), 1-1/8" - 1-3/8" (56-61 cm)
Brakes	Shimano Ultegra hydraulic disc, 160/160mm RT800 rotors
Brake Levers	Shimano Ultegra hydraulic disc
Saddle	Fabric Scoop Shallow Sport, steel rails
Seatpost	Cannondale 3, 6061 Alloy, 25.4 × 300mm (48-51), 350mm (54-56), 400mm (58-61)
Connectivity	Cannondale Wheel Sensor
Sizes	48, 51, 54, 56, 58, 61
Color 1	Graphite (GRA)

Synapse Carbon Women's Ultegra



C12321F

Frame	BallisTec Carbon, Di2 ready, SAVE, BB30a, flat mount, 12x142mm thru axle, internal cable routing, removable fender bridge
Fork	BallisTec Full Carbon, integrated crown race, SAVE, size-specific design, 12x100mm thru-axle, internal routing
Rims	Fulcrum Racing 600 DB
Hubs	(F) Fulcrum Racing 600, 12x100mm thru-axle (R) Fulcrum Racing 600, 12x142mm thru-axle
Spokes	Fulcrum
Tires	Vittoria Rubino Pro Bright Black, 700 x 30c, reflective
Pedals	Not included
Crank	Cannondale 1, BB30a, 50/34
Bottom Bracket	Cannondale BB30
Chain	Shimano HG601, 11-speed
Rear Cogs	Shimano Ultegra HG800, 11-34T, 11-speed
Front Derailleur	Shimano Ultegra, braze-on

Rear Derailleur	Shimano Ultegra
Shifters	Shimano Ultegra, 11-speed, Small Hands
Handlebar	Cannondale 3, 6061 alloy, Compact
Grips	Cannondale Bar Tape, 3.5mm
Stem	Cannondale 3, 6061 Alloy, 31.8, 7°
Headset	Synapse Carbon, integrated, 1-1/8" - 1-1/8" (44-48 cm), 1-1/8" - 1-1/4" (51-54 cm)
Brakes	Shimano Ultegra hydraulic disc, 160/160mm RT800 rotors
Brake Levers	Shimano Ultegra hydraulic disc, small hands
Saddle	Fabric Scoop Women's Sport, 155mm width, steel rails
Seatpost	Cannondale 3, 6061 Alloy, 25.4 x 300mm (44-51), 350mm (54)
Connectivity	Cannondale Wheel Sensor
Sizes	44, 48, 51, 54
Color 1	Lavender (LAV)

Synapse Carbon 105



C12371M

Frame	BallisTec Carbon, Di2 ready, SAVE, BB30a, flat mount, 12x142mm thru axle, internal cable routing, removable fender bridge
Fork	BallisTec Full Carbon, integrated crown race, SAVE, size-specific design, 12x100mm thru-axle, internal routing
Rims	Cannondale RD 2.0 Disc, double wall w/ eyelet, 28h
Hubs	(F) Formula CL-712, 12x100mm centerlock (R) Formula RXC-400, 12x142mm centerlock
Spokes	Stainless Steel, 14g
Tires	Vittoria Zaffiro Pro Bright Black, 700 x 30c, reflective
Pedals	Not included
Crank	Cannondale 1, BB30a, 50/34
Bottom Bracket	Cannondale BB30
Chain	Shimano HG601, 11-speed
Rear Cogs	Shimano 105, 11-34, 11-speed
Front Derailleur	Shimano 105, braze-on

Rear Derailleur	Shimano 105 GS
Shifters	Shimano 105, 11-speed
Handlebar	Cannondale 3, 6061 alloy, Compact
Grips	Cannondale Bar Tape, 3.5mm
Stem	Cannondale 3, 6061 Alloy, 31.8, 7°
Headset	Synapse Carbon, integrated, 1-1/8" - 1-1/8" (48 cm), 1-1/8" - 1-1/4" (51-54 cm), 1-1/8" - 1-3/8" (56-61 cm)
Brakes	Shimano 105 hydraulic disc, 160/160mm RT64 rotors
Brake Levers	Shimano 105 hydraulic disc
Saddle	Fabric Scoop Shallow Sport, steel rails
Seatpost	Cannondale 3, 6061 Alloy, 25.4 x 300mm (48-51), 350mm (54-56), 400mm (58-61)
Sizes	48, 51, 54, 56, 58, 61
Color 1	Mantis (MAT)

Synapse Carbon Women's 105




C12371F

Frame	BallisTec Carbon, Di2 ready, SAVE, BB30a, flat mount, 12x142mm thru axle, internal cable routing, removable fender bridge
Fork	BallisTec Full Carbon, integrated crown race, SAVE, size-specific design, 12x100mm thru-axle, internal routing
Rims	Cannondale RD 2.0 Disc, double wall w/ eyelet, 28h
Hubs	(F) Formula CL-712, 12x100mm centerlock (R) Formula RXC-400, 12x142mm centerlock
Spokes	Stainless Steel, 14g
Tires	Vittoria Zaffiro Pro Bright Black, 700 x 30c, reflective
Pedals	Not included
Crank	Cannondale 1, BB30a, 50/34
Bottom Bracket	Cannondale BB30
Chain	Shimano HG601, 11-speed
Rear Cogs	Shimano 105, 11-34, 11-speed

Front Derailleur	Shimano 105, braze-on
Rear Derailleur	Shimano 105 GS
Shifters	Shimano 105, 11-speed, Small Hands
Handlebar	Cannondale 3, 6061 alloy, Compact
Grips	Cannondale Bar Tape, 3.5mm
Stem	Cannondale 3, 6061 Alloy, 31.8, 7°
Headset	Synapse Carbon, integrated, 1-1/8" - 1-1/8" (44-48 cm), 1-1/8" - 1-1/4" (51-54 cm)
Brakes	Shimano 105 hydraulic disc, 160/160mm RT64 rotors
Brake Levers	Shimano 105 hydraulic disc, small hands
Saddle	Fabric Scoop Women's Sport, 155mm width, steel rails
Seatpost	Cannondale 3, 6061 Alloy, 25.4 x 300mm (44-51), 350mm (54)
Sizes	44, 48, 51, 54
Color 1	Iridescent (IRD)

Synapse Carbon LTD RLE

EMBARGO
MAY 21




C12151U

Spec to be announced

Synapse Carbon 2 RL

EMBARGO
MAY 21




C12251U

Spec to be announced

Synapse Carbon 3 L

EMBARGO
MAY 21



C12302U

Spec to be announced

Topstone Carbon

MORE GIVE. MORE GO.

Topstone Carbon Lefty 1



C15251M

Frame	BallisTec Carbon Frame, Kingpin suspension system, 12x142 Speed Release thru-axle, dropper post compatible, direct line cable routing
Fork	All-New Lefty Oliver Carbon, 30mm travel, Chamber Damper w/ All-Over tune, ISO High-Ride air spring, tapered steerer, 650b, 55mm offset
Rims	HollowGram 23, Superlight Hi-Impact Carbon, 28h, 23mm IW, tubeless ready
Hubs	(F) Lefty 50, 6-bolt / (R) HollowGram 12x142mm centerlock w/ DT Swiss 370 Internals
Spokes	HollowGram 2.0/1.8/2.0
Tires	(F) WTB Venture TCS Light, 650 x 47c, tubeless ready (R) WTB Byway TCS Light, 650 x 47c, tubeless ready
Pedals	Not included
Crank	SRAM Force AXS 1x Crankset, DUB Spindle, 40T
Bottom Bracket	SRAM BB DUB BB30 ROAD83-A

Chain	SRAM X01 Eagle, 12-speed
Rear Cogs	SRAM PG-1295, X01 Eagle, 10-50, 12-speed
Rear Derailleur	SRAM X01 Eagle eTap AXS
Shifters	SRAM Force eTap AXS HRD, 12-speed
Handlebar	HollowGram SAVE SystemBar, Carbon, 8 deg. pitch adjust
Grips	Cannondale Bar Tape, 3.5mm
Stem	HollowGram SAVE, Alloy, -6°
Headset	Integrated, 1-1/8" - 1-1/2"
Brakes	SRAM Force eTap AXS, 160/160mm Centerlock rotors
Brake Levers	SRAM Force AXS
Saddle	Fabric Scoop Shallow Race, titanium rails
Seatpost	HollowGram SAVE Carbon, 27.2 x 350mm
Connectivity	Cannondale Wheel Sensor
Sizes	XS, SM, MD, LG, XL
Color 1	Chameleon (CML)

Topstone Carbon 2



C15301M

Frame	BallisTec Carbon Frame, Kingpin suspension system, Speed Release thru-axle, dropper post compatible, direct line cable routing
Fork	BallisTec Full Carbon, 1-1/8" to 1.5" steerer, 55mm OutFront offset, flat mount disc, internal routing, 12x100 speed release thru axle
Rims	HollowGram 22, Superlight Hi-Impact Carbon, 28h, 22mm deep, 25mm IW, tubeless ready
Hubs	(F) HollowGram, cartridge bearing, Centerlock, 12x100mm / (R) HollowGram 3-pawl, Centerlock, cartridge bearing, 12x142mm
Spokes	HollowGram, 2.0/1.8/2.0, straight-pull
Tires	WTB Riddler TCS Light, 700 x 37c, tubeless ready
Pedals	Not included
Crank	HollowGram, BB30a, OPI SpideRing, 46/30
Bottom Bracket	Cannondale BB30
Chain	Shimano HG701, 11-speed
Rear Cogs	Shimano Ultegra, 11-34, 11-speed

Front Derailleur	Shimano GRX 800, braze-on
Rear Derailleur	Shimano GRX 810, Shadow RD+
Shifters	Shimano GRX 800, 11-speed
Handlebar	Cannondale 3, butted 6061 alloy, 16 deg flare drop
Grips	Cannondale Bar Tape, 3.5mm
Stem	Cannondale 2, 6061 Alloy, 31.8, 7°
Headset	Integrated, 1-1/8" - 1.5"
Brakes	Shimano GRX 800 hydraulic disc, 160/160mm RT800 rotor
Brake Levers	Shimano GRX 800 hydraulic disc
Saddle	Fabric Scoop Shallow Race, titanium rails
Seatpost	HollowGram SAVE Carbon, 27.2 x 350mm
Connectivity	Cannondale Wheel Sensor
Sizes	XS, SM, MD, LG, XL
Color 1	Saber (SBR)

Topstone Carbon Lefty 3



C15151M

Frame	BallisTec Carbon Frame, Kingpin suspension system, 12x142 Speed Release Thru-axle, dropper post compatible, direct line cable routing	Rear Derailleur	Shimano GRX 800 Wide
Fork	All-New Lefty Oliver, 30mm travel, Chamber Damper w/ All-Over tune, ISO High-Ride air spring, tapered steerer, 650b, 55mm offset	Shifters	Shimano GRX 600, 11-speed
Rims	WTB ST i23 TCS, 28h, tubeless ready	Handlebar	Cannondale 3, butted 6061 alloy, 16 deg flare drop
Hubs	(F) Lefty 50, 6-bolt / (R) Formula DHT-142, 12x142mm centerlock	Grips	Cannondale Bar Tape, 3.5mm
Spokes	Stainless Steel, 14g	Stem	Cannondale 2, 6061 Alloy, 31.8, 7°
Tires	(F) WTB Venture TCS Light, 650 x 47c, tubeless ready (R) WTB Byway TCS Light, 650 x 47c, tubeless ready	Headset	Integrated, 1-1/8" - 1-1/2"
Pedals	Not included	Brakes	Shimano GRX 400 hydraulic disc, 160/160mm RT76 rotors
Crank	Cannondale 1, BB30a, OPI SpideRing, 40T	Brake Levers	Shimano GRX 600 hydraulic disc
Bottom Bracket	Cannondale BB30	Saddle	Fabric Scoop Shallow Elite, cro-mo rails
Chain	Shimano HG601, 11-speed	Seatpost	Cannondale 2, UD Carbon, 27.2 x 350mm
Rear Cogs	Shimano SLX, 11-42, 11-speed	Connectivity	Cannondale Wheel Sensor
		Sizes	XS, SM, MD, LG, XL
		Color 1	Mantis (MAT)
		Color 2	Stealth Grey (SGY)

Topstone Carbon Women's Lefty 3



C15151F

Frame	BallisTec Carbon Frame, Kingpin suspension system, Speed Release thru-axle, dropper post compatible, direct line cable routing	Rear Cogs	Shimano SLX, 11-42, 11-speed
Fork	All-New Lefty Oliver, 30mm travel, Chamber Damper w/ All-Over tune, ISO High-Ride air spring, tapered steerer, 650b, 55mm offset	Rear Derailleur	Shimano GRX 812, Shadow RD+
Rims	WTB ST i23 TCS, 28h, tubeless ready	Shifters	Shimano GRX 600, 11-speed
Hubs	(F) Lefty 50, 6-bolt / (R) Formula DHT-142, 12x142mm centerlock	Handlebar	Cannondale 3, butted 6061 alloy, 16 deg flare drop
Spokes	Stainless Steel, 14g	Grips	Cannondale Bar Tape, 3.5mm
Tires	(F) WTB Venture TCS Light, 650 x 47c, tubeless ready (R) WTB ByWay TCS Light, 650 x 47c, tubeless ready	Stem	Cannondale 2, 6061 Alloy, 31.8, 7°
Pedals	Not included	Headset	Integrated, 1-1/8" - 1-1/2"
Crank	Cannondale 1, BB30a, OPI SpideRing, 40T	Brakes	Shimano GRX 400 hydraulic disc, 160/160mm RT76 rotors
Bottom Bracket	Cannondale BB30	Brake Levers	Shimano GRX 600 hydraulic disc
Chain	Shimano HG601, 11-speed	Saddle	Fabric Scoop Flat Elite, cro-mo rails
		Seatpost	Cannondale 2, UD Carbon, 27.2 x 350mm
		Connectivity	Cannondale Wheel Sensor
		Sizes	XS, SM, MD
		Color 1	Alpine (ALP)

Topstone Carbon 4



C15501M

Frame	BallisTec Carbon Frame, Kingpin suspension system, 12x142 Speed Release thru-axle, dropper post compatible, direct line cable routing
Fork	BallisTec Full Carbon, 1-1/8" to 1.5" steerer, 55mm OutFront offset, flat mount disc, internal routing, 12x100 speed release thru axle
Rims	WTB KOM Light i23 TCS, 28h, tubeless ready
Hubs	(F) Formula CL-712, 12x100 centerlock (R) Formula RXC-400, 12x142 centerlock
Spokes	Stainless Steel, 14g
Tires	WTB Riddler TCS Light, 700 x 37c, tubeless ready
Pedals	Not included
Crank	Cannondale, BB30a, OPI SpideRing, 46/30
Bottom Bracket	Cannondale BB30
Chain	Shimano HG601, 11-speed
Rear Cogs	Shimano 105, 11-34, 11-speed

Front Derailleur	Shimano GRX 800, braze-on
Rear Derailleur	Shimano GRX 810, Shadow RD+
Shifters	Shimano GRX 800, 11-speed
Handlebar	Cannondale 3, butted 6061 alloy, 16 deg flare drop
Grips	Cannondale Bar Tape, 3.5mm
Stem	Cannondale 2, 6061 Alloy, 31.8, 7°
Headset	Integrated, 1-1/8" - 1.5"
Brakes	Shimano GRX 800 hydraulic disc, 160/160mm RT70 rotor
Brake Levers	Shimano GRX 800 hydraulic disc
Saddle	Fabric Scoop Shallow Elite, cro-mo rails
Seatpost	Cannondale 2, UD Carbon, 27.2 x 350mm
Connectivity	Cannondale Wheel Sensor
Sizes	XS, SM, MD, LG, XL
Color 1	Champagne (CHP)

Topstone Carbon Women's 4



C15501F

Frame	BallisTec Carbon Frame, Kingpin suspension system, 12x142 Speed Release Thru-axle, dropper post compatible, direct line cable routing
Fork	BallisTec Full Carbon, 1-1/8" to 1.5" steerer, 55mm OutFront offset, flat mount disc, internal routing, 12x100 speed release thru axle
Rims	WTB KOM Light i23 TCS, 28h, tubeless ready
Hubs	(F) Formula CL-712, 12x100 centerlock (R) Formula RXC-400, 12x142 centerlock
Spokes	Stainless Steel, 14g
Tires	WTB Riddler TCS Light, 700 x 37c, tubeless ready
Pedals	Not included
Crank	Cannondale, BB30a, OPI SpideRing, 46/30
Bottom Bracket	Cannondale BB30
Chain	Shimano HG601, 11-speed
Rear Cogs	Shimano 105, 11-34, 11-speed

Front Derailleur	Shimano GRX 800, braze-on
Rear Derailleur	Shimano GRX 810, Shadow RD+
Shifters	Shimano GRX 800, 11-speed
Handlebar	Cannondale 3, butted 6061 alloy, 16 deg flare drop
Grips	Cannondale Bar Tape, 3.5mm
Stem	Cannondale 2, 6061 Alloy, 31.8, 7°
Headset	Integrated, 1-1/8" - 1.5"
Brakes	Shimano GRX 800 hydraulic disc, 160/160mm RT70 rotor
Brake Levers	Shimano GRX 800 hydraulic disc
Saddle	Fabric Scoop Flat Elite, cro-mo rails
Seatpost	Cannondale 2, UD Carbon, 27.2 x 350mm
Connectivity	Cannondale Wheel Sensor
Sizes	XS, SM, MD
Color 1	Lavender (LAV)

Topstone Carbon 5



C15601M

Frame	BallisTec Carbon Frame, Kingpin suspension system, 12x142 Speed Release Thru-axle, dropper post compatible, direct line cable routing	Rear Derailleur	Shimano GRX 810, Shadow RD+
Fork	BallisTec Full Carbon, 1-1/8" to 1.5" steerer, 55mm OutFront offset, flat mount disc, internal routing, 12x100 speed release thru axle	Shifters	Shimano GRX 600, 11-speed
Rims	WTB ST i23 TCS, 28h, tubeless ready	Handlebar	Cannondale 3, butted 6061 alloy, 16 deg flare drop
Hubs	(F) Formula CL-712, 12x100 centerlock (R) Formula RXC-400, 12x142 centerlock	Grips	Cannondale Bar Tape, 3.5mm
Spokes	Stainless Steel, 14g	Stem	Cannondale 3, 6061 Alloy, 31.8, 7°
Tires	WTB Riddler TCS Light, 700 x 37c, tubeless ready	Headset	Integrated, 1-1/8" - 1.5"
Pedals	Not included	Brakes	Shimano GRX 400 hydraulic disc, 160/160mm RT64 rotor
Crank	Cannondale, BB30a, OPI SpideRing, 46/30	Brake Levers	Shimano GRX 600 hydraulic disc
Bottom Bracket	Cannondale BB30	Saddle	Fabric Scoop Shallow Sport, steel rails
Chain	KMC X11, 11-speed	Seatpost	Cannondale 3, 6061 Alloy, 27.2 x 350mm
Rear Cogs	Shimano 105, 11-34, 11-speed	Connectivity	Cannondale Wheel Sensor
Front Derailleur	Shimano GRX 810, braze-on	Sizes	XS, SM, MD, LG, XL
		Color 1	Graphite (GRA)
		Color 2	Purple (PUR)

Topstone Carbon 6

RENDERING



RENDERING



C15601U

Frame	Carbon Frame, Kingpin suspension system, 12x142 Speed Release thru-axle, dropper post compatible, direct line cable routing	Shifters	Shimano GRX 400, 2x10-speed
Fork	Full Carbon, 1-1/8" to 1.5" steerer, 55mm OutFront offset, flat mount disc, internal routing, 12x100 speed release thru axle	Handlebar	Cannondale 3, butted 6061 alloy, 16 deg flare drop
Rims	WTB ST i23 TCS, 28h, tubeless ready	Grips	Cannondale Bar Tape, 3.5mm
Hubs	((F) Formula cartridge bearing, Centerlock, 12x100mm (R) Formula cartridge bearing, Centerlock, 12x142mm	Stem	Cannondale 3, 6061 Alloy, 31.8, 7°
Spokes	Stainless Steel, 14g (Ai Offset Dish - Rear)	Headset	Integrated, 1.5" lower to 1-1/8" upper w/ reducer, 25mm Alloy top cap
Tires	WTB Riddler TCS Light, 700 x 37c, tubeless ready	Brakes	Shimano GRX 400 hydraulic disc, 160/160mm RT64 rotors
Pedals	Not included	Brake Levers	Shimano GRX 400 hydraulic disc
Crank	Cannondale 1, BB30a w/ OPI SpideRing, 46/30	Saddle	Fabric Scoop Shallow Sport, steel rails
Bottom Bracket	Cannondale BB30	Seatpost	Cannondale 3, 6061 alloy, 27.2 x 350mm
Chain	KMC X10, 10-speed	Connectivity	Cannondale Wheel Sensor
Rear Cogs	Shimano HG500, 11-36, 10-speed	Sizes	XS, SM, MD, LG, XL
Front Derailleur	Shimano GRX 400, braze-on	Color 1	Abys Blue (ABB)
Rear Derailleur	Shimano GRX 400, Shadow RD+	Color 2	Beetle Green (BGN)

Topstone

EXPLORE FURTHER. RIDE FREER.

Topstone 0



C15651M

Frame	SmartForm C2 Alloy, 12×142 thru-axle, tapered headtube, flat mount disc, StraightShot internal cable routing, multiple gear/bottle mounts
Fork	BallisTec Full Carbon, 1-1/8" to 1-1/4" steerer, 55mm OutFront offset, flat mount disc, internal routing, 12×100 thru axle
Rims	WTB KOM Light i23 TCS, 28h, tubeless ready
Hubs	(F) Formula CL-712, 12×100mm centerlock (R) Formula RXC-400, 12×142mm centerlock
Spokes	Stainless Steel, 14g
Tires	WTB Riddler TCS Light, 700 × 37c, tubeless ready
Pedals	Not included
Crank	FSA Omega AGX+ Alloy, 46/30
Bottom Bracket	Shimano BBRS500
Chain	KMC X11, 11-speed
Rear Cogs	Shimano 105, 11-34, 11-speed

Front Derailleur	Shimano GRX 800, braze-on
Rear Derailleur	Shimano GRX 810, Shadow RD+
Shifters	Shimano GRX 800, 11-speed
Handlebar	Cannondale 3, butted 6061 alloy, 16 deg flare drop
Grips	Cannondale Bar Tape, 3.5mm
Stem	Cannondale 3, 6061 Alloy, 31.8, 7°
Headset	1-1/4" lower bearing, 25mm top cap
Brakes	Shimano GRX 800, hydraulic disc, 160/160mm RT54 rotors
Brake Levers	Shimano GRX 800 hydraulic disc
Saddle	Fabric Scoop Radius Sport, steel rails
Seatpost	Cannondale 3, 6061 Alloy, 27.2 × 350mm
Sizes	XS, SM, MD, LG, XL
Color 1	Champagne (CHP)
Extras	Cannondale Custom Mudguard

Topstone 1



RENDERING

C15701M

Frame	SmartForm C2 Alloy, 12×142 thru-axle, tapered headtube, flat mount disc, StraightShot internal cable routing, multiple gear/bottle mounts
Fork	BallisTec Full Carbon, 1-1/8" to 1-1/4" steerer, 55mm OutFront offset, flat mount disc, internal routing, 12×100 thru axle
Rims	WTB ST i23 TCS, 28h, tubeless ready
Hubs	(F) Formula CL-712, 12×100 centerlock (R) Formula RXC-400, 12×142 centerlock
Spokes	Stainless Steel, 14g
Tires	WTB Riddler TCS Light, 700 × 37c, tubeless ready
Pedals	Not included
Crank	FSA Omega AGX+ Alloy, 46/30
Bottom Bracket	FSA Cartridge
Chain	KMC X11, 11-speed
Rear Cogs	Shimano 105, 11-34, 11-speed
Front Derailleur	Shimano GRX 800, braze-on

Rear Derailleur	Shimano GRX 810, Shadow RD+
Shifters	Shimano GRX 600, 11-speed
Handlebar	Cannondale 3, butted 6061 alloy, 16 deg flare drop
Grips	Cannondale Bar Tape, 3.5mm
Stem	Cannondale 3, 6061 Alloy, 31.8, 7°
Headset	Integrated, 1-1/8" - 1-1/4"
Brakes	Shimano GRX 400, hydraulic disc, 160/160mm RT54 rotors
Brake Levers	Shimano GRX 600 hydraulic disc
Saddle	Fabric Scoop Radius Sport, steel rails
Seatpost	Cannondale 3, 6061 Alloy, 27.2 × 350mm
Sizes	XS, SM, MD, LG, XL
Color 1	Slate Gray (SLT)
Color 2	Orange (ORG)
Extras	Cannondale Custom Mudguard

Topstone 2



RENDERING

C15861M

Frame	SmartForm C2 Alloy, 12x142 thru-axle, tapered headtube, flat mount disc, StraightShot internal cable routing, multiple gear/bottle mounts
Fork	BallisTec Full Carbon, 1-1/8" to 1-1/4" steerer, 55mm OutFront offset, flat mount disc, internal routing, 12x100 thru axle
Rims	WTB ST i23 TCS, 28h, tubeless ready
Hubs	(F) Formula CL-712, 12x100 centerlock (R) Formula RXC-400, 12x142 centerlock
Spokes	Stainless Steel, 14g
Tires	WTB Riddler TCS Light, 700 x 37c, tubeless ready
Pedals	Not included
Crank	FSA Omega AGX+ Alloy, 46/30
Bottom Bracket	FSA Cartridge
Chain	KMC X10, 10-speed
Rear Cogs	Shimano HG500, 11-34, 10-speed
Front Derailleur	Shimano GRX 400, braze-on

Rear Derailleur	Shimano GRX 400, Shadow RD+
Shifters	Shimano GRX 400, 10-speed
Handlebar	Cannondale 3, butted 6061 alloy, 16 deg flare drop
Grips	Cannondale Bar Tape, 3.5mm
Stem	Cannondale 3, 6061 Alloy, 31.8, 7°
Headset	Integrated, 1-1/8" - 1-1/4"
Brakes	Shimano GRX 400, hydraulic disc, 160/160mm RT54 rotors
Brake Levers	Shimano GRX 400 hydraulic disc
Saddle	Fabric Scoop Radius Sport, steel rails
Seatpost	Cannondale 3, 6061 Alloy, 27.2 x 350mm
Sizes	XS, SM, MD, LG, XL
Color 1	Rainbow Trout (RBT)
Color 2	Stealth Grey (SGY)
Extras	Cannondale Custom Mudguard

Topstone Women's 2



C15701F

Frame	SmartForm C2 Alloy, 12x142 thru-axle, tapered headtube, flat mount disc, StraightShot internal cable routing, multiple gear/bottle mounts
Fork	BallisTec Full Carbon, 1-1/8" to 1-1/4" steerer, 55mm OutFront offset, flat mount disc, internal routing, 12x100 thru axle
Rims	WTB ST i23 TCS, 28h, tubeless ready
Hubs	(F) Formula CL-712, 12x100 centerlock (R) Formula RXC-400, 12x142 centerlock
Spokes	Stainless Steel, 14g
Tires	WTB Riddler TCS Light, 700 x 37c, tubeless ready
Pedals	Not included
Crank	FSA Omega AGX+ Alloy, 46/30
Bottom Bracket	FSA Cartridge
Chain	KMC X10, 10-speed
Rear Cogs	Shimano HG500, 11-34, 10-speed

Front Derailleur	Shimano GRX 400, braze-on
Rear Derailleur	Shimano GRX 400, Shadow RD+
Shifters	Shimano GRX 400, 10-speed
Handlebar	Cannondale 3, butted 6061 alloy, 16 deg flare drop
Grips	Cannondale Bar Tape, 3.5mm
Stem	Cannondale 3, 6061 Alloy, 31.8, 7°
Headset	Integrated, 1-1/8" - 1-1/4"
Brakes	Shimano GRX 400, hydraulic disc, 160/160mm RT54 rotors
Brake Levers	Shimano GRX 400 hydraulic disc
Saddle	Fabric Scoop Women's Sport, 155mm width, steel rails
Seatpost	Cannondale 3, 6061 Alloy, 27.2 x 350mm
Sizes	XS, SM, MD
Color 1	Meteor Gray (MTG)
Extras	Cannondale Custom Mudguard

Topstone 3



RENDERING

C15871M

Frame	SmartForm C2 Alloy, 12×142 thru-axle, tapered headtube, flat mount disc, StraightShot internal cable routing, multiple gear/bottle mounts	Front Derailleur	Shimano Sora GS
Fork	BallisTec Full Carbon, 1-1/8" to 1-1/4" steerer, 55mm OutFront offset, flat mount disc, internal routing, 12×100 thru axle	Rear Derailleur	Shimano Sora GS
Rims	RD 2.0, 28h	Shifters	Shimano Sora, 9-speed
Hubs	(F) Formula RX-512, 12×100mm centerlock / (R) Formula RX-142, 12×142mm centerlock	Handlebar	Cannondale 3, butted 6061 alloy, 16 deg flare drop
Spokes	Stainless Steel, 14g	Grips	Cannondale Bar Tape, 3.5mm
Tires	WTB Riddler Comp, 700 × 37c	Stem	Cannondale 3, 6061 Alloy, 31.8, 7°
Pedals	Not included	Headset	Integrated, 1-1/8" - 1-1/4"
Crank	FSA Tempo Adventure, 46/30	Brakes	Promax Decoder R mechanical disc, 160/160mm rotors
Bottom Bracket	Cartridge, square taper	Brake Levers	Shimano Sora
Chain	KMC Z9, 9-speed	Saddle	Cannondale Stage CX
Rear Cogs	Sunrace, 11-34, 9-speed	Seatpost	Cannondale 4, 6061 Alloy, 27.2 × 350mm
		Sizes	XS, SM, MD, LG, XL
		Color 1	Graphite (GRA)
		Color 2	Black Cherry (BCH)

Topstone 4



RENDERING

C15801M

Frame	SmartForm C2 Alloy, 12×142 thru-axle, tapered headtube, flat mount disc, StraightShot internal cable routing, multiple gear/bottle mounts	Rear Derailleur	microSHIFT Advent X
Fork	BallisTec Full Carbon, 1-1/8" to 1-1/4" steerer, 55mm OutFront offset, flat mount disc, internal routing, 12×100 thru axle	Shifters	microSHIFT Advent X, 10-speed
Rims	RD 2.0, 28h	Handlebar	Cannondale 3, butted 6061 alloy, 16 deg flare drop
Hubs	(F) Formula RX-512, 12×100mm centerlock (R) Formula RX-142, 12×142mm centerlock	Grips	Cannondale Bar Tape, 3.5mm
Spokes	Stainless Steel, 14g	Stem	Cannondale 3, 6061 Alloy, 31.8, 7°
Tires	WTB Riddler Comp, 700 × 37c	Headset	Integrated, 1-1/8" - 1-1/4"
Pedals	Not included	Brakes	Promax Render R mechanical disc, 160/160mm rotors
Crank	Prowheel, 40T	Brake Levers	microSHIFT Advent X
Bottom Bracket	Cartridge, square taper	Saddle	Cannondale Stage CX
Chain	KMC X10, 10-speed	Seatpost	Cannondale 4, 6061 Alloy, 27.2 × 350mm
Rear Cogs	microSHIFT, 11-48T, 10-speed	Sizes	XS, SM, MD, LG, XL
		Color 1	Alpine (ALP)
		Color 2	Black Magic (BKM)

SuperX

FOR THE WIN

cannondale

SuperX 1



C17201M

Frame	BallisTec Carbon, SAVE, BB30-83 Ai, internal cable routing, flat mount disc, 12x142 thru-axle
Fork	BallisTec Carbon, 1-1/8" to 1.5" steerer, internal cable routing, 12x100mm thru-axle, 55mm OutFront offset
Rims	CX 1.0, 28h
Hubs	(F) Formula CL-712, 12x100mm centerlock (R) Formula RXC-400, 12x142mm centerlock
Spokes	Stainless Steel, 14g
Tires	WTB Nano TCS Light, 700 x 40c, tubeless ready
Pedals	Not included
Crank	HollowGram, BB30a, OPI SpideRing, 46/30
Bottom Bracket	Cannondale Alloy PressFit30
Chain	KMC X11, 11-speed
Rear Cogs	Shimano 105, 11-34, 11-speed

Front Derailleur	Shimano GRX 800, braze-on
Rear Derailleur	Shimano GRX 810, Shadow RD+
Shifters	Shimano GRX 800, 11-speed
Handlebar	Cannondale 3, butted 6061 alloy, 16 deg flare drop
Grips	Cannondale Bar Tape, 3.5mm
Stem	Cannondale 2, 6061 Alloy, 31.8, 7°
Headset	Integrated, 1-1/8" - 1-1/2"
Brakes	Shimano GRX 800, hydraulic disc, RT64 160/160mm rotors
Brake Levers	Shimano GRX 800
Saddle	Fabric Scoop Shallow Elite, cro-mo rails
Seatpost	Cannondale 2, UD Carbon, 25.4 x 350mm
Sizes	46, 51, 54, 56, 58, 61
Color 1	Saber (SBR)

SuperX 2



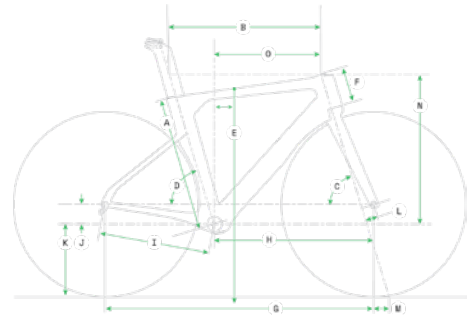
C17301M

Frame	BallisTec Carbon, SAVE, BB30-83 Ai, internal cable routing, flat mount disc, 12x142 thru-axle
Fork	BallisTec Carbon, 1-1/8" to 1.5" steerer, internal cable routing, 12x100mm thru-axle, 55mm OutFront offset
Rims	CX 1.0, 28h
Hubs	(F) Formula CL-712, 12x100 disc (R) Formula, 12x142
Spokes	Stainless Steel, 14g
Tires	Vittoria Terreno Mix TNT, 700 x 33c, tubeless ready
Pedals	Not included
Crank	Cannondale Si, BB30a, OPI SpideRing, 40T
Bottom Bracket	Cannondale Alloy PressFit30
Chain	Shimano HG601, 11-speed
Rear Cogs	Shimano 105, 11-34, 11-speed

Rear Derailleur	Shimano GRX 812, Shadow RD+
Shifters	Shimano GRX 600, 11-speed
Handlebar	Cannondale 3, 6061 alloy, Compact
Grips	Cannondale Bar Tape, 3.5mm
Stem	Cannondale 3, 6061 Alloy, 31.8, 7°
Headset	Integrated, 1-1/8" - 1-1/2"
Brakes	Shimano GRX 400 hydraulic disc, RT56 160/160mm rotors
Brake Levers	Shimano GRX 600
Saddle	Fabric Scoop Shallow Sport, steel rails
Seatpost	Cannondale 3, 6061 Alloy, 25.4 x 350mm
Sizes	46, 51, 54, 56, 58, 61
Color 1	Highlighter (HLT)

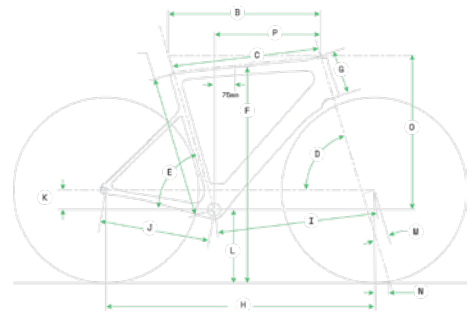
SystemSix

	47	51	54	56	58	60	62
A Seat Tube Length (cm)	38.5	43.3	48.2	53.0	55.3	57.7	60.0
B Top Tube Horizontal (cm)	51.4	52.9	54.4	56	57.6	59.2	60.9
C Head Tube Angle	71.2°	71.2°	73.0°	73.0°	73.0°	72.9°	72.9°
D Seat Tube Angle Effective	74.5°	74.1°	73.7°	73.3°	72.9°	72.5°	72.1°
E Standover (cm)	68.0	72.3	76.2	79.8	82.1	84.3	86.3
F Head Tube Length (cm)	8.8	11.4	12.8	14.9	17.2	19.3	21.4
G Wheelbase (cm)	97.4	98.9	97.5	98.7	100	101.2	102.4
H Front Center (cm)	58.2	59.5	58.1	59.3	60.5	61.7	62.9
I Chain Stay Length (cm)	40.5	40.5	40.5	40.5	40.5	40.5	40.5
J Bottom Bracket Drop (cm)	7.9	7.4	7.2	7.2	6.9	6.9	6.9
K Bottom Bracket Height (cm)	26.1	26.6	26.9	26.9	27.1	27.1	27.1
L Fork Rake (cm)	5.5	5.5	4.5	4.5	4.5	4.5	4.5
M Trail (cm)	5.8	5.8	5.7	5.7	5.7	5.8	5.8
N Stack (cm)	50	52	54	56	58	60	62
O Reach (cm)	37.5	38.1	38.6	39.2	39.8	40.3	40.9



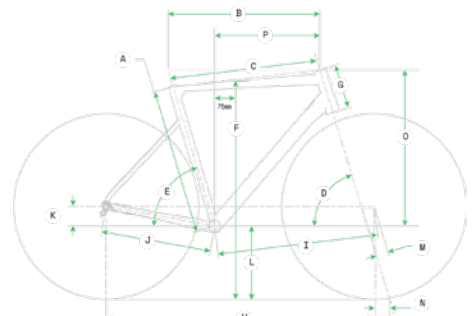
SuperSix EVO

	44	48	51	54	56	58	60	62
A Seat Tube Length (cm)	40	43.8	47.7	51.5	53.6	55.8	57.9	60
B Top Tube Horizontal (cm)	51.2	52	52.8	54.6	56.2	57.8	59.4	61.1
C Top Tube Actual (cm)	N/A	N/A	N/A	N/A	N/A	N/A	N/A	N/A
D Head Tube Angle	70.9°	71.2°	71.2°	71.2°	73.0°	73.0°	73.0°	73.0°
E Seat Tube Angle Effective	74.3°	74.3°	74.3°	73.7°	73.3°	72.9°	72.5°	72.1°
F Standover (cm)	69.8	72.6	75.6	78.8	80.8	83.1	85.0	87.0
G Head Tube Length (cm)	9.9	11.4	13	15.3	16.4	18.8	20.9	23
H Wheelbase (cm)	97.9	98.5	99.4	100.8	99.2	100.5	101.6	102.8
I Front Center (cm)	58.2	58.8	59.7	61.1	59.5	60.7	61.8	63
J Chain Stay Length (cm)	40.8	40.8	40.8	40.8	40.8	40.8	40.8	40.8
K Bottom Bracket Drop (cm)	7.4	7.4	7.4	7.2	7.2	6.9	6.9	6.9
L Bottom Bracket Height (cm)	26.8	26.8	26.8	27.1	27.1	27.3	27.3	27.3
M Fork Rake (cm)	5.5	5.5	5.5	5.5	4.5	4.5	4.5	4.5
N Trail (cm)	6	5.8	5.8	5.8	5.8	5.8	5.8	5.8
O Stack (cm)	50.4	51.9	53.4	55.4	57.4	59.4	61.4	63.4
P Reach (cm)	37	37.4	37.8	38.4	39	39.5	40	40.6



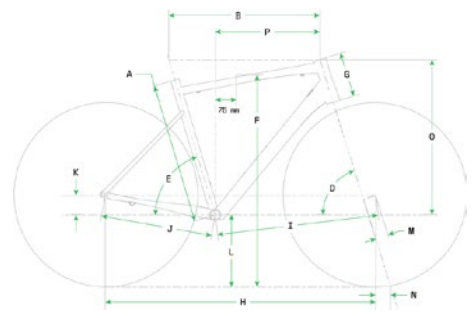
CAAD13

	44	48	51	54	56	58	60	62
A Seat Tube Length (cm)	40.4	44.2	48.1	51.9	54.0	56.2	58.3	60.4
B Top Tube Horizontal (cm)	51	52	53	54.6	56.2	57.8	59.4	61.1
C Top Tube Actual (cm)	N/A	N/A	N/A	N/A	N/A	N/A	N/A	N/A
D Head Tube Angle	70.9°	71.2°	71.2°	71.2°	73°	73°	73°	73°
E Seat Tube Angle	74.5°	74.3°	74.1°	73.7°	73.3°	72.9°	72.5°	72.1°
F Standover (cm)	68.6	72.3	75.3	79	80.5	82.9	84.8	86.8
G Head Tube Length (cm)	9.4	11.4	13	15.4	16.4	18.8	20.9	23
H Wheelbase (cm)	97.6	98.5	99.4	100.8	99.2	100.5	101.6	102.8
I Front Center (cm)	58.1	58.9	59.8	61.1	59.4	60.7	61.8	63
J Chain Stay Length (cm)	40.8	40.8	40.8	40.8	40.8	40.8	40.8	40.8
K Bottom Bracket Drop (cm)	7.9	7.4	7.4	7.2	7.2	6.9	6.9	6.9
L Bottom Bracket Height (cm)	26.3	26.8	26.8	27.1	27.1	27.3	27.3	27.3
M Fork Rake (cm)	5.5	5.5	5.5	5.5	4.5	4.5	4.5	4.5
N Trail (cm)	6.0	5.8	5.8	5.8	5.8	5.8	5.8	5.8
O Stack (cm)	50.5	52	53.5	55.5	57.5	59.5	61.5	63.5
P Reach (cm)	37	37.4	37.8	38.4	38.9	39.5	40	40.6



CAAD Optimo

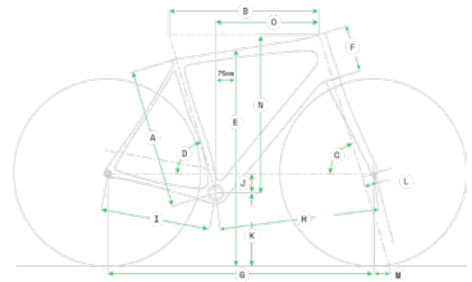
	48	51	54	56	58
A Seat Tube Length (cm)	44	46.7	49.5	52.2	54.9
B Top Tube Horizontal (cm)	52	53	54.6	56.2	57.8
C Top Tube Actual (cm)	N/A	N/A	N/A	N/A	N/A
D Head Tube Angle	71.9°	72.6°	72.6°	72.6°	72.6°
E Seat Tube Angle	74.3°	74°	73.7°	73.3°	72.9°
F Standover (cm)	70.9	73.1	75.8	78.2	80.8
G Head Tube Length (cm)	10.8	12.1	14.4	16.5	18.9
H Wheelbase (cm)	97.8	98	99.4	100.6	101.9
I Front Center (cm)	57.5	57.6	59	60.2	61.4
J Chain Stay Length (cm)	41.5	41.5	41.5	41.5	41.5
K Bottom Bracket Drop (cm)	7.4	7.4	7.2	7.2	6.9
L Bottom Bracket Height (cm)	26.8	26.8	27	27	27.3
M Fork Rake (cm)	4.8	4.8	4.8	4.8	4.8
N Trail (cm)	6.1	5.7	5.7	5.7	5.7
O Stack (cm)	52	53.5	55.5	57.5	59.5
P Reach (cm)	37.4	37.7	38.4	39	39.5



* Indicates same as previous

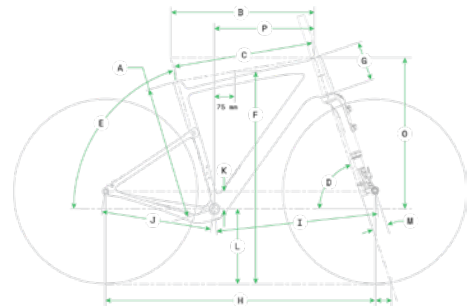
Synapse Carbon

	44	48	51	54	56	58	61
A Seat Tube Length (cm)	37.0	40.7	44.3	48.0	52.0	55.0	59.0
B Top Tube Horizontal (cm)	50.5	51.7	53.1	54.7	56.1	57.9	60.4
C Head Tube Angle	70.2°	70.8°	71.7°	71.7°	73.0°	73.0°	73.0°
D Seat Tube Angle	74.7°	74.6°	74.3°	73.9°	73.5°	73.0°	72.5°
E Standover (cm)	68	71.2	74.2	77.3	80.4	83.3	86.8
F Head Tube Length (cm)	10.3	12.2	13.7	16.1	17.3	19.7	22.9
G Wheelbase (cm)	98.9	99.6	99.4	100.8	99.5	100.9	102.8
H Front Center (cm)	59.1	59.8	59.6	60.9	59.6	60.9	62.7
I Chain Stay Length (cm)	41.0	41.0	41.0	41.0	41.0	41.0	41.0
J Bottom Bracket Drop (cm)	7.5	7.5	7.5	7.3	7.3	7.0	7.0
K Bottom Bracket Height (cm)	27.0	27.0	27.0	27.2	27.2	27.5	27.5
L Fork Rake (cm)	6.0	6.0	5.5	5.5	4.5	4.5	4.5
M Trail (cm)	6	5.6	5.6	5.6	5.8	5.8	5.8
N Stack (cm)	51	53	55	57	59	61	64
O Reach (cm)	36.5	37.1	37.7	38.2	38.6	39.3	40.2



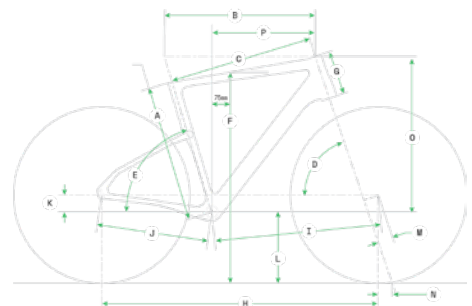
Topstone Carbon Lefty

	XS	S	M	L	XL
A Seat Tube Length (cm)	41.0	45.8	50.5	55.3	60.0
B Top Tube Horizontal (cm)	52.5	54.4	56.1	57.9	59.6
C Top Tube Actual (cm)	N/A	N/A	N/A	N/A	N/A
D Head Tube Angle	70.0°	71.2°	71.2°	71.2°	71.2°
E Seat Tube Angle Effective	73.1°	73.1°	73.1°	73.1°	73.1°
F Standover (cm)	71.0	75.6	79.8	83.8	88.0
G Head Tube Length (cm)	9.7	13.1	16.5	19.8	23.2
H Wheelbase (cm)	99.9	101.0	103.0	104.9	106.8
I Front Center (cm)	59.4	60.4	62.3	64.2	66.0
J Chain Stay Length (cm)	41.5	41.5	41.5	41.5	41.5
K Bottom Bracket Drop (cm)	6.9	6.4	6.1	6.1	5.9
L Bottom Bracket Height (cm)	26.8	27.3	27.6	27.6	27.8
M Fork Rake (cm)	5.5	5.5	5.5	5.5	5.5
N Trail (cm)	6.4	5.7	5.7	5.7	5.7
O Stack (cm)	51.8	55.0	57.9	61.0	64.1
P Reach (cm)	36.8	37.7	38.5	39.4	40.1



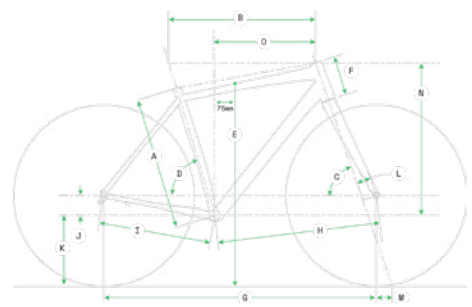
Topstone Carbon

	XS	SM	MD	LG	XL
A Seat Tube Length (cm)	41.0	45.8	50.5	55.3	60.0
B Top Tube Horizontal (cm)	52.5	54.4	56.1	57.9	59.6
C Top Tube Actual (cm)	N/A	N/A	N/A	N/A	N/A
D Head Tube Angle	70.0°	71.2°	71.2°	71.2°	71.2°
E Seat Tube Angle	73.1°	73.1°	73.1°	73.1°	73.1°
F Standover (cm)	71.5	76.1	80.3	84.3	88.5
G Head Tube Length (cm)	9.7	13.1	16.5	19.8	23.2
H Wheelbase (cm)	99.9	101.0	103.0	104.0	106.0
I Front Center (cm)	59.4	60.4	62.3	64.2	66.0
J Chain Stay Length (cm)	41.5	41.5	41.5	41.5	41.5
K Bottom Bracket Drop (cm)	6.9	6.4	6.1	6.1	5.9
L Bottom Bracket Height (cm)	27.3	27.8	28.0	28.0	28.3
M Fork Rake (cm)	5.5	5.5	5.5	5.5	5.5
N Trail (cm)	6.6	5.8	5.8	5.8	5.8
O Stack (cm)	51.8	54.9	57.9	61.0	64.0
P Reach (cm)	36.8	37.7	38.5	39.4	40.2



Topstone

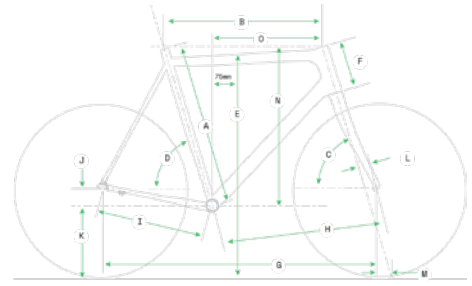
	XS	SM	MD	LG	XL
A Seat Tube Length (cm)	41.0	45.8	50.5	55.3	60.0
B Top Tube Horizontal (cm)	52.5	54.4	56.1	57.9	59.6
C Head Tube Angle	70°	71°	71°	71°	71°
D Seat Tube Angle	73.1°	73.1°	73.1°	73.1°	73.1°
E Standover (cm)	70.3	74.4	78.4	82.5	86.3
F Head Tube Length (cm)	8.9	11.8	14.9	18.2	21.4
G Wheelbase (cm)	101.1	102.2	104.0	106.0	107.8
H Front Center (cm)	59.3	60.3	62.1	64.1	65.9
I Chain Stay Length (cm)	43.0	43.0	43.0	43.0	43.0
J Bottom Bracket Drop (cm)	7.5	7.5	7.5	7.5	7.5
K Bottom Bracket Height (cm)	28.4	28.4	28.4	28.4	28.4
L Fork Rake (cm)	5.5	5.5	5.5	5.5	5.5
M Trail (cm)	7.2	6.5	6.5	6.5	6.5
N Stack (cm)	51.8	54.9	57.9	61.0	64.0
O Reach (cm)	36.8	37.7	38.5	39.4	40.2



* Indicates same as previous

SuperX

	46	51	54	56	58	61
A Seat Tube Length (cm)	44.9	48.8	52.4	54.6	56.6	58.9
B Top Tube Horizontal (cm)	50.7	52.4	53.7	55.5	56.8	58.6
C Head Tube Angle	70.0°	71.0°	71.0°	71.0°	71.0°	71.0°
D Seat Tube Angle	74.6°	74.0°	74.0°	73.5°	73.5°	73.0°
E Standover (cm)	74.3	77.3	80.2	82.2	84.3	86.3
F Head Tube Length (cm)	9.3	11.0	13.2	15.3	17.5	19.6
G Wheelbase (cm)	100.2	100.5	102.0	103.4	104.8	106.1
H Front Center (cm)	59.0	59.3	60.7	62.1	63.5	64.8
I Chain Stay Length (cm)	42.2	42.2	42.2	42.2	42.2	42.2
J Bottom Bracket Drop (cm)	7.0	7.0	6.9	6.9	6.8	6.8
K Bottom Bracket Height (cm)	28.0	28.0	28.1	28.1	28.2	28.2
L Fork Rake (cm)	5.5	5.5	5.5	5.5	5.5	5.5
M Trail (cm)	6.9	6.2	6.2	6.2	6.2	6.2
N Stack (cm)	51.5	53.5	55.5	57.5	59.5	61.5
O Reach (cm)	36.5	37.1	37.8	38.5	39.2	39.8



* Indicates same as previous



Mountain

GRAVITY
TRAIL
CROSS COUNTRY
DIRT JUMP

Jekyll

RAGE READY

cannondale

Jekyll 1

RENDERING

EMBARGO

MARCH 21



C21102U

Frame	All-New, 165mm travel, Carbon, Proportional Response Tuned, Guidler idler pulley/chainguide, BSA 73, ISCG05, tapered head tube, Ai Offset
Fork	Fox Float Factory 38, 170mm, 15x110mm thru-axle, tapered steerer, 44mm offset
Rear Shock	Fox Float Factory X2, 205x65 Metric Trunnion, Air, Adjustable High Speed/Low Speed Compression, High Speed/Low Speed Rebound
Rims	WTB KOM Trail i30 TCS, 32h, tubeless ready
Hubs	(F) Formula, 15x110mm thru-axle / (R) SRAM MTH 700, 12x148mm, XD Driver
Spokes	DT Swiss Factory J -Bend
Tires	(F) Maxxis Assegai, 29 x 2.5", Dual compound, EXO+ puncture protection, tubeless ready (R) Maxxis Minion DHR II, 29 x 2.4", EXO+, tubeless ready
Crank	SRAM X1 Eagle B148 CL55, 30T
Bottom Bracket	SRAM DUB BSA MTB73

Chain	SRAM NX Eagle, 12-speed
Rear Cogs	SRAM XG-1275, GX Eagle, 10-52, 12-speed
Rear Derailleur	SRAM GX Eagle Lunar
Shifters	SRAM GX Eagle, 12-speed
Handlebar	Cannondale 1 Riser, Carbon, 30mm rise, 8° sweep, 5° rise, 780mm
Grips	Fabric Funguy
Stem	FSA Grid 35, 35mm
Headset	Integrated Sealed Bearing, Tapered
Brakes	SRAM Code RSC hydraulic disc, 220/200mm CenterLine rotors
Brake Levers	SRAM Code RSC hydraulic disc
Saddle	Fabric Scoop Shallow Elite, hollow cro-mo rails
Seatpost	Cannondale DownLow Dropper w/ Matchmaker lever, 31.6, 125mm (S), 150mm (M), 170mm (L-XL)
Sizes	SM, MD, LG, XL
Color 1	Beetle Green (BGN)

Jekyll 2

RENDERING

EMBARGO

MARCH 21



RENDERING

C21202U

Frame	All-New, 165mm travel, Carbon, Proportional Response Tuned, Guidler idler pulley/chainguide, BSA 73, ISCG05, tapered head tube, Ai Offset
Fork	Fox Rhythm Float 36, 170mm, 15x110mm thru-axle, tapered steerer, 44mm offset
Rear Shock	Fox Float DPX2 Performance EVOL, 205x65 Metric Trunnion, Air, 3-Pos adj.
Rims	WTB STX i30 TCS, 32h, tubeless ready
Hubs	(F) Shimano MT400, 15x110mm thru-axle / (R) Shimano MT410 12x148mm thru-axle
Spokes	Stainless steel, 14g
Tires	(F) Maxxis Assegai, 29 x 2.5", Dual compound, EXO+ puncture protection, tubeless ready (R) Maxxis Minion DHR II, 29 x 2.4", EXO+, tubeless ready
Crank	Shimano Deore 6120, 30T, 55mm CL
Bottom Bracket	Shimano Deore BSA 73
Chain	Shimano Deore 6100, 12-speed

Rear Cogs	Shimano Deore M6100, 10-51, 12-speed
Rear Derailleur	Shimano Deore M6100
Shifters	Shimano Deore M6100, 12-speed
Handlebar	Cannondale 3 Riser, 6061 Alloy, 30mm rise, 8° sweep, 6° rise, 780mm
Grips	Fabric Funguy
Stem	Cannondale 3, 6061 Alloy, 31.8, 0°
Headset	Integrated Sealed Bearing, Tapered
Brakes	Shimano M6120 hydraulic disc, 203/203mm RT64 rotors
Brake Levers	Shimano M6120 hydraulic disc
Saddle	Cannondale Stage 3
Seatpost	TranzX dropper, internal routing, 31.6, 130mm
Sizes	SM, MD, LG, XL
Color 1	Graphite (GRA)
Color 2	Purple Haze (PRH)

Jekyll Frameset

EMBARGO
MARCH 21



C21181M

Frame All-New, 165mm travel, Carbon, Proportional Response Tuned, Guidler idler pulley/chainguide, BSA 73, ISCG05, tapered head tube, Ai Offset

Rear Shock Fox Float Factory X2, 205x65 Metric Trunnion, Air, Adjustable High Speed/Low Speed Compression, High Speed/Low Speed Rebound

Headset Integrated Sealed Bearing, Tapered

Sizes SM, MD, LG, XL

Color 1 Black with WOW colors (WOW)

Habit

A MOUNTAIN BIKE FOR MOUNTAIN BIKING.

cannondale

Habit Carbon SE



C23151M

Frame	130mm travel, BallisTec Carbon front triangle, SmartForm C1 Alloy swingarm, Proportional Response Tuned, Ai offset drivetrain, ISCG05, PF30, Post mount brake, tapered headtube
Fork	Fox Float 36 Performance Elite, 140mm, GRIP2 damper, 15×110mm thru-axle, tapered steerer, 51mm offset
Rear Shock	Fox Float DPX2 Performance EVOL, 3-Pos adj.
Rims	WTB ST i29 TCS, 32h, tubeless ready
Hubs	(F) Shimano MT400, 15×110mm thru-axle (R) Shimano MT400 12×148
Spokes	Stainless Steel, 14g
Tires	(F) Maxxis Minion DHF II, 29 × 2.5", EXO casing, tubeless ready (R) Maxxis Dissector, 29 × 2.4", EXO casing, tubeless ready
Crank	Truvativ Stylo 6K Eagle DUB, 32T, Ai offset
Bottom Bracket	SRAM DUB PF30 MTB83
Chain	SRAM SX Eagle, 12-speed
Rear Cogs	SRAM PG-1230, NX Eagle, 11-50, 12-speed

Rear Derailleur	SRAM NX Eagle
Shifters	SRAM NX Eagle, 12-speed
Handlebar	Cannondale 3 Riser, 6061 Alloy, 15mm rise, 8° sweep, 4° rise, 780mm
Grips	Fabric FunGuy
Stem	Cannondale 3, 6061 Alloy, 31.8, 0°
Headset	Integrated Sealed Bearing, Tapered
Brakes	SRAM Guide RE hydraulic disc, 200/180mm CenterLine rotors
Brake Levers	SRAM Guide RE hydraulic disc
Saddle	Fabric Scoop Shallow Sport, steel rails
Seatpost	Cannondale DownLow Dropper, internal routing, 31.6, 125mm (S) 150mm (M-XL)
Sizes	SM, MD, LG, XL
Color 1	Rainbow Trout (RBT)

Habit Carbon 1



C23201M

Frame	130mm travel, BallisTec Carbon frame and swingarm, Proportional Response Tuned, Ai offset drivetrain, ISCG05, PF30, post mount brake, tapered headtube
Fork	RockShox Pike Select+, 140mm, DebonAir, 15×110mm thru-axle, tapered steered, 51mm offset
Rear Shock	RockShox Super Deluxe Select+, DebonAir, 2-Pos mode adjust, adjustable rebound
Rims	WTB KOM Trail i29 TCS, 32h
Hubs	(F) Formula 15×110 front (R) DT Swiss, 12×148
Spokes	DT Swiss Competition, straight pull
Tires	(F) Maxxis Minion DHF, 29×2.5, EXO casing, tubeless ready (R) Maxxis Dissector, 29 × 2.4", EXO casing, tubeless ready
Crank	Truvativ Stylo 7K Eagle DUB, 30T, Ai offset
Bottom Bracket	SRAM DUB PF30 MTB83
Chain	SRAM GX Eagle, 12-speed
Rear Cogs	SRAM XG-1275 Eagle, 10-52, 12-speed

Rear Derailleur	SRAM GX Eagle
Shifters	SRAM GX Eagle, 12-speed
Handlebar	Cannondale 3 Riser, 6061 Alloy, 15mm rise, 8° sweep, 4° rise, 780mm
Grips	Fabric FunGuy
Stem	Cannondale 3, 6061 Alloy, 31.8, 0°
Headset	Integrated Sealed Bearing, Tapered
Brakes	SRAM G2 RSC hydraulic disc, 180/180mm CenterLine rotors
Brake Levers	SRAM G2 RSC hydraulic disc
Saddle	Fabric Scoop Shallow Elite, cro-mo rails
Seatpost	Cannondale DownLow Dropper, internal routing, 31.6, 125mm (S), 150mm (M-XL)
Sizes	SM, MD, LG, XL
Color 1	Stealth Grey (SGY)

Habit Carbon 2



C23301M

Frame	130mm travel, BallisTec Carbon front triangle, SmartForm C1 Alloy swingarm, Proportional Response Tuned, Ai offset drivetrain, ISCG05, PF30, Post mount brake, tapered headtube
Fork	RockShox Pike Select, 140mm, DebonAir, 15x110mm thru-axle, tapered steered, 51mm offset
Rear Shock	RockShox Deluxe Select+, DebonAir, 2-Pos mode adjust, adjustable rebound
Rims	WTB ST i25 TCS, 32h, tubeless ready
Hubs	(F) Shimano MT400, 15x110mm thru-axle (R) Shimano MT510 12x148
Spokes	DT Swiss Champion
Tires	(F) Maxxis Minion DHF, 29 x 2.5", EXO casing, tubeless ready (R) Maxxis Dissector, 29 x 2.4", EXO casing, tubeless ready
Crank	HollowGram, BB30a, OPI SpideRing, 32T, Ai offset
Bottom Bracket	Cannondale Alloy PressFit30
Chain	Shimano SLX, 12-speed

Rear Cogs	Shimano SLX, 10-51, 12-speed
Rear Derailleur	Shimano XT
Shifters	Shimano SLX, 12-speed
Handlebar	Cannondale 3 Riser, 6061 Alloy, 15mm rise, 8° sweep, 4° rise, 780mm
Grips	Fabric FunGuy
Stem	Cannondale 3, 6061 Alloy, 31.8, 0°
Headset	Integrated Sealed Bearing, Tapered
Brakes	Shimano SLX hydraulic disc, 4-piston, 180/180mm RT64 rotor
Brake Levers	Shimano SLX hydraulic disc
Saddle	Fabric Scoop Shallow Sport, steel rails
Seatpost	Cannondale DownLow Dropper, internal routing, 31.6, 125mm (S), 150mm (M-XL)
Sizes	SM, MD, LG, XL
Color 1	Mantis (MAT)

Habit Waves



C23451M

Frame	130mm travel, SmartForm C1 Alloy, Proportional Response Tuned, Ai offset drivetrain, ISCG05, BSA 83, post mount brake, tapered headtube
Fork	Rockshox Yari RC, 140mm, 15x110, 51mm offset
Rear Shock	RockShox Deluxe Select, DebonAir, adjustable rebound
Rims	WTB ST i29 TCS, 32h, tubeless ready
Hubs	(F) Shimano MT400, 15x110mm thru-axle (R) Shimano MT400 12x148
Spokes	Stainless Steel, 14g
Tires	(F) Maxxis Minion DHF, 29 x 2.5", EXO casing, tubeless ready (R) Maxxis Minion DHR II, 29 x 2.4", EXO casing, tubeless ready
Crank	SRAM X1-1000 Eagle DUB, 30T, Ai offset
Bottom Bracket	SRAM DUB BSA MTB83
Chain	SRAM SX Eagle, 12-speed
Rear Cogs	SRAM SX Eagle, 11-50, 12-speed

Rear Derailleur	SRAM SX Eagle
Shifters	SRAM SX Eagle, 12-speed
Handlebar	Cannondale 3 Riser, 6061 Alloy, 15mm rise, 8° sweep, 4° rise, 780mm
Grips	Fabric FunGuy
Stem	Cannondale 3, 6061 Alloy, 31.8, 0°
Headset	Integrated Sealed Bearing, Tapered
Brakes	SRAM G2 R hydraulic disc, 200/180mm CenterLine rotors
Brake Levers	SRAM G2 R hydraulic disc
Saddle	Fabric Magic Saddle, steel rails
Seatpost	Cannondale DownLow Dropper, internal routing, 31.6, 125mm (S), 150mm (M-XL)
Sizes	SM, MD, LG, XL
Color 1	Silver (SLV)

Habit 4



C23501M

Frame	130mm travel, SmartForm C1 Alloy, Proportional Response Tuned, Ai offset drivetrain, ISCG05, BSA 83, post mount brake, tapered headtube
Fork	RockShox 35 Gold RL, 140mm, DebonAir, 15x110mm thru-axle, tapered steerer, 51mm offset
Rear Shock	RockShox Deluxe Select+, DebonAir, 2-Pos mode adjust, adjustable rebound
Rims	WTB STX i23 TCS, 32h, tubeless ready
Hubs	(F) Shimano MT400, 15x110mm thru-axle (R) Shimano MT400 12x148
Spokes	Stainless Steel, 14g
Tires	(F) Maxxis Minion DHF, 29 x 2.5", EXO casing, tubeless ready (R) Maxxis Dissector, 29 x 2.4", EXO casing, tubeless ready
Crank	SRAM X1-1000 Eagle DUB, 30T, Ai offset
Bottom Bracket	SRAM DUB BSA MTB83
Chain	SRAM SX Eagle, 12-speed

Rear Cogs	SRAM SX Eagle, 11-50, 12-speed
Rear Derailleur	SRAM SX Eagle
Shifters	SRAM SX Eagle, 12-speed
Handlebar	Cannondale 3 Riser, 6061 Alloy, 15mm rise, 8° sweep, 4° rise, 780mm
Grips	Fabric FunGuy
Stem	Cannondale 3, 6061 Alloy, 31.8, 0°
Headset	Integrated, 1-1/8 to 1.5", sealed angular contact bearings
Brakes	Shimano MT200 hydraulic disc, 180/180mm RT30 rotors
Brake Levers	Shimano MT200 hydraulic disc
Saddle	Cannondale Ergo XC
Seatpost	TranzX dropper, internal routing, 31.6, 125mm (S), 150mm (M-XL)
Sizes	SM, MD, LG, XL
Color 1	Slate Gray (SLT)

Habit 5



C23601M

Frame	130mm travel, SmartForm C1 Alloy, Proportional Response Tuned, Ai offset drivetrain, ISCG05, BSA 83, post mount brake, tapered headtube
Fork	RockShox 35 Silver R, 140mm, Coil, 15x110mm thru-axle, tapered steerer, 51mm offset
Rear Shock	RockShox Deluxe Select, DebonAir, adjustable rebound
Rims	WTB STX i23 TCS, 32h, tubeless ready
Hubs	(F) Shimano MT400, 15x110mm thru-axle (R) Shimano MT400 12x148
Spokes	Stainless Steel, 14g
Tires	Maxxis Ardent, 29 x 2.4", EXO casing, tubeless ready
Crank	RaceFace Ride Cinch, 30T
Bottom Bracket	Race Face BSA
Chain	KMC X11, 11-speed
Rear Cogs	Shimano Deore M5100, 11-51, 11-speed

Rear Derailleur	Shimano Deore M5100
Shifters	Shimano Deore M5100, 11-speed
Handlebar	Cannondale 3 Riser, 6061 Alloy, 15mm rise, 8° sweep, 4° rise, 780mm
Grips	Fabric FunGuy
Stem	Cannondale 3, 6061 Alloy, 31.8, 0°
Headset	Integrated, 1-1/8 to 1.5", sealed angular contact bearings
Brakes	Tektro M275 hydraulic disc, 180/180mm rotors
Brake Levers	Tektro hydraulic disc
Saddle	Cannondale Ergo XC
Seatpost	TranzX Dropper, 31.6, Internal Routing, 100mm (S), 120mm (M-XL)
Sizes	SM, MD, LG, XL
Color 1	Black (BLK)

Trail

LEVEL UP

Trail SE 1



C26101M

Frame	All-New, Smartform C2 Alloy, SAVE dropped seatstays, tapered headtube, post mount disc, StraightShot internal cable routing, dropper post compatible BSA 73, 12mm thru axle, Boost 148
Fork	RockShox 35 Gold RL, 120mm, Debonair, 51mm offset
Rims	WTB ST i29 TCS, 32h, tubeless ready
Hubs	(F) Shimano MT400, 15×110mm thru-axle (R) Shimano MT400 12×148
Spokes	Stainless Steel, 14g
Tires	(F) Maxxis Minion DHF 29 × 2.5" Exo Casing, Tubeless Ready (R) Maxxis High Roller II, 29 × 2.3", EXO casing, tubeless ready
Pedals	Cannondale Platform
Crank	SRAM SX Eagle Power Spline, 30T
Bottom Bracket	Truvativ Power Spline
Chain	SRAM NX Eagle, 12-speed
Rear Cogs	SRAM SX Eagle, 11-50, 12-speed

Rear Derailleur	SRAM NX Eagle
Shifters	SRAM SX Eagle, 12-speed
Handlebar	FSA Alloy Riser, 15mm rise, 760mm
Grips	Fabric FunGuy
Stem	Cannondale 3, 6061 Alloy, 31.8, 0°
Headset	Integrated Sealed Bearing, Tapered
Brakes	TRP Slate G4 4 Piston hydraulic disc, 180/160mm rotors
Brake Levers	TRP hydraulic disc
Saddle	Cannondale Trail, 170mm, steel rails
Seatpost	TranzX Dropper, 31.6, Internal Routing, 130mm
Connectivity	Cannondale Wheel Sensor
Sizes	SM, MD, LG, XL
Color 1	Meteor Gray (MTG)

Trail SE 2



C26201M

Frame	All-New, Smartform C2 Alloy, SAVE dropped seatstays, tapered headtube, post mount disc, StraightShot internal cable routing, dropper post compatible BSA 73, 12mm thru axle, Boost 148
Fork	RockShox 35 Silver R, 120mm, 51mm offset
Rims	WTB STX i25 TCS, 32h, tubeless ready
Hubs	(F) Shimano MT400, 15×110mm thru-axle (R) Shimano MT400 12×148
Spokes	Stainless Steel, 14g
Tires	(F) Maxxis Minion DHF 29 × 2.5" Exo Casing, Tubeless Ready (R) Maxxis High Roller II, 29 × 2.3", EXO casing, tubeless ready
Pedals	Cannondale Platform
Crank	SRAM SX Eagle Power Spline, 30T
Bottom Bracket	Truvativ Power Spline
Chain	SRAM SX Eagle, 12-speed
Rear Cogs	SRAM SX Eagle, 11-50, 12-speed

Rear Derailleur	SRAM SX Eagle
Shifters	SRAM SX Eagle, 12-speed
Handlebar	FSA Alloy Riser, 15mm rise, 760mm
Grips	Fabric FunGuy
Stem	Cannondale 3, 6061 Alloy, 31.8, 0°
Headset	Integrated Sealed Bearing, Tapered
Brakes	TRP Slate G4 4 Piston hydraulic disc, 180/160mm rotors
Brake Levers	TRP hydraulic disc
Saddle	Cannondale Trail, 170mm, steel rails
Seatpost	TranzX Dropper, 31.6, Internal Routing, 130mm
Connectivity	Cannondale Wheel Sensor
Sizes	SM, MD, LG, XL
Color 1	Emerald (EMR)

Trail SE 3



C26301M

Frame	All-New, Smartform C2 Alloy, SAVE dropped seatstays, tapered headtube, post mount disc, StraightShot internal cable routing, dropper post compatible BSA 73, 12mm thru axle, Boost 148
Fork	RockShox Judy Silver TK, 120mm, Solo Air, 15×110, 51mm offset
Rims	WTB STX i25 TCS, 32h, tubeless ready
Hubs	(F) Shimano MT400, 15×110mm thru-axle (R) Shimano MT400 12×148
Spokes	Stainless Steel, 14g
Tires	(F) WTB Breakout 29 × 2.3" (R) WTB Trail Boss 29 × 2.25"
Pedals	Cannondale Platform
Crank	FSA Alpha Drive, 30T
Bottom Bracket	Cartridge, square taper
Chain	KMC X11, 11-speed
Rear Cogs	Shimano Deore M5100, 11-51, 11-speed

Rear Derailleur	Shimano Deore M5100
Shifters	Shimano Deore M5100, 11-speed
Handlebar	FSA Alloy Riser, 15mm rise, 760mm
Grips	Cannondale Locking Grips
Stem	Cannondale, 6061 Alloy, 31.8, 7°
Headset	Integrated Sealed Bearing, Tapered
Brakes	Tektro M275 hydraulic disc, 180/160mm rotors
Brake Levers	Tektro hydraulic disc
Saddle	Cannondale Trail, 170mm, steel rails
Seatpost	TranzX Dropper, 31.6, Internal Routing, 130mm
Sizes	SM, MD, LG, XL
Color 1	Impact Orange (IOR)

Trail SE 4



C26401M

Frame	All-New, Smartform C2 Alloy, SAVE dropped seatstays, tapered headtube, post mount disc, StraightShot internal cable routing, dropper post compatible BSA 73, 12mm thru axle, Boost 148
Fork	SR Suntour XCR, 120mm, coil, 15×110 thru-axle, 46mm offset
Rims	WTB STX i25 TCS, 32h, tubeless ready
Hubs	(F) Shimano MT400, 15×110mm thru-axle (R) Shimano MT400 12×148
Spokes	Stainless Steel, 14g
Tires	(F) WTB Breakout, 29 × 2.3" / (R) WTB Trail Boss, 29 × 2.25"
Pedals	Cannondale Platform
Crank	FSA Alpha Drive, 30T
Bottom Bracket	Sealed Bearing Cartridge, square taper
Chain	KMC X10, 10-speed
Rear Cogs	Shimano Deore M4100, 11-46, 10-speed

Rear Derailleur	Shimano Deore M4100
Shifters	Shimano Deore M4100, 10-speed
Handlebar	FSA Alloy Riser, 15mm rise, 760mm
Grips	Cannondale Dual-Density
Stem	Cannondale 3, 6061 Alloy, 31.8, 0°
Headset	Integrated Sealed Bearing, Tapered
Brakes	Tektro M275 hydraulic disc, 180/160mm rotors
Brake Levers	Tektro hydraulic disc
Saddle	Cannondale Ergo XC
Seatpost	Cannondale C3, 6061 Alloy, 27.2 × 350mm (S), 400mm (M-XL)
Sizes	SM, MD, LG, XL
Color 1	Grey (GRY)

Trail SL 1



C26151M

Frame	All-New, Smartform C2 Alloy, SAVE dropped seatstays, tapered headtube, post mount disc, StraightShot internal cable routing, dropper post compatible BSA 73, 12mm thru axle, Boost 148
Fork	RockShox Reba RL, 100mm, Solo Air, 15×110, tapered steerer, 51mm offset, remote lockout
Rims	WTB STX i21 TCS, 32h, tubeless ready
Hubs	(F) Shimano MT400, 15×110mm thru-axle (R) Shimano MT400 12×148
Spokes	Stainless Steel, 14g
Tires	Schwalbe Rocket Rick, 29 × 2.25", K-Guard
Pedals	Cannondale Platform
Crank	SRAM SX Eagle, 30T
Bottom Bracket	Truvativ Power Spline
Chain	SRAM NX Eagle, 12-speed
Rear Cogs	SRAM SX Eagle, 11-50, 12-speed

Rear Derailleur	SRAM NX Eagle
Shifters	SRAM NX Eagle, 12-speed
Handlebar	FSA Alloy Riser, 15mm rise, 760mm
Grips	Cannondale Locking Grips
Stem	Cannondale 3 with Intellimount, alloy, 31.8mm clamp
Headset	Integrated Sealed Bearing, Tapered
Brakes	Shimano MT400 hydraulic disc, 160/160mm RT30 rotors
Brake Levers	Shimano MT400 hydraulic disc
Saddle	Cannondale Trail, 170mm, steel rails
Seatpost	Cannondale 3, 6061 Alloy, 31.6 × 350/400mm
Connectivity	Cannondale Wheel Sensor
Sizes	SM, MD, LG, XL
Color 1	Meteor Gray (MTG)

Trail SL 2



C26251M

Frame	All-New, Smartform C2 Alloy, SAVE dropped seatstays, tapered headtube, post mount disc, StraightShot internal cable routing, dropper post compatible BSA 73, 12mm thru axle, Boost 148
Fork	RockShox Judy Gold RL, 100mm, Solo Air, 15×110mm thru-axle tapered steerer, 51mm offset, remote lockout
Rims	WTB STX i21 TCS, 32h, tubeless ready
Hubs	(F) Shimano MT400, 15×110mm thru-axle (R) Shimano MT410 12×148
Spokes	Stainless Steel, 14g
Tires	Schwalbe Rocket Rick, 29 × 2.25", K-Guard
Pedals	Cannondale Platform
Crank	Shimano M6100, 30T
Bottom Bracket	Shimano Hollowtech II
Chain	KMC X12, 12-speed
Rear Cogs	Shimano Deore M6100, 10-51, 12-speed

Rear Derailleur	Shimano SLX, 12-speed
Shifters	Shimano Deore M6100, 12-speed
Handlebar	FSA Alloy Riser, 15mm rise, 760mm
Grips	Cannondale Locking Grips
Stem	Cannondale 3 with Intellimount, alloy, 31.8mm clamp
Headset	Integrated Sealed Bearing, Tapered
Brakes	Shimano MT400 hydraulic disc, 180/160mm RT10 rotors
Brake Levers	Shimano MT400 hydraulic disc
Saddle	Cannondale Trail, 170mm, steel rails
Seatpost	Cannondale 3, 6061 Alloy, 31.6 × 350mm (SM), 400mm (MD-XL)
Connectivity	Cannondale Wheel Sensor
Sizes	SM, MD, LG, XL
Color 1	Midnight Blue (MDN)

Trail SL 3



C26351M

Frame	All-New, Smartform C2 Alloy, SAVE dropped seatstays, tapered headtube, post mount disc, StraightShot internal cable routing, dropper post compatible BSA 73, 12mm thru axle, Boost 148
Fork	RockShox Judy Silver TK, 100mm, Solo Air., 15x110mm thru-axle, tapered steerer, 51mm offset, remote lockout
Rims	WTB STX i21 TCS, 32h, tubeless ready
Hubs	(F) Shimano MT400, 15x110mm thru-axle (R) Shimano MT400 12x148
Spokes	Stainless Steel, 14g
Tires	Schwalbe Rocket Rick, 29 x 2.25", K-Guard
Pedals	Cannondale Platform
Crank	Shimano M5100, 30T
Bottom Bracket	Shimano HollowTech II
Chain	KMC X12, 12-speed
Rear Cogs	Sunrace, 11-51, 12-speed

Rear Derailleur	Shimano Deore M6100
Shifters	Shimano Deore M6100, 12-speed
Handlebar	FSA Alloy Riser, 15mm rise, 760mm
Grips	Cannondale Locking Grips
Stem	6061 Alloy, 31.8, 7°
Headset	Integrated Sealed Bearing, Tapered
Brakes	Shimano MT200 hydraulic disc, 160/160mm RT10 rotors
Brake Levers	Shimano MT200 hydraulic disc
Saddle	Cannondale Trail, 170mm, steel rails
Seatpost	Cannondale C3, 6061 Alloy, 27.2 x 350mm (SM), 400mm (MD-XL)
Connectivity	Cannondale Wheel Sensor
Sizes	SM, MD, LG, XL
Color 1	Black Pearl (BPL)
Color 2	Rally Red (RRD)

Trail Women's SL 3



C26151F

Frame	All-New, Smartform C2 Alloy, SAVE dropped seatstays, tapered headtube, post mount disc, StraightShot internal cable routing, dropper post compatible BSA 73, 12mm thru axle, Boost 148
Fork	RockShox Judy Silver TK, 100mm, Solo Air., 15x110mm thru-axle, tapered steerer, 51mm offset, remote lockout
Rims	WTB STX i21 TCS, 32h, tubeless ready
Hubs	(F) Shimano MT400, 15x110mm thru-axle (R) Shimano MT400 12x148
Spokes	Stainless Steel, 14g
Tires	Schwalbe Rocket Rick, 29 x 2.25", K-Guard
Pedals	Cannondale Platform
Crank	Shimano M5100, 30T
Bottom Bracket	Shimano HollowTech II
Chain	KMC X12, 12-speed

Rear Cogs	Sunrace, 11-51, 12-speed
Rear Derailleur	Shimano Deore M6100
Shifters	Shimano Deore M6100, 12-speed
Handlebar	FSA Alloy Riser, 15mm rise, 740mm
Grips	Cannondale Locking Grips
Stem	6061 Alloy, 31.8, 7°
Headset	Integrated Sealed Bearing, Tapered
Brakes	Shimano MT200 hydraulic disc, 160/160mm RT10 rotors
Brake Levers	Shimano MT200 hydraulic disc
Saddle	Cannondale Women's Trail, 170mm, steel rails
Seatpost	Cannondale 3, 6061 Alloy, 31.6 x 350/400mm
Sizes	XS, SM, MD, LG
Color 1	Slate Gray (SLT)

Trail SL 4



C26451M

Frame	All-New, Smartform C2 Alloy, SAVE dropped seatstays, tapered headtube, post mount disc, StraightShot internal cable routing, dropper post compatible BSA 73, 12mm thru axle, Boost 148	Front Derailleur	Shimano Deore M5100, direct mount
Fork	SR Suntour XCR-RL, 100mm, remote lockout, air sprung, 46mm offset	Rear Derailleur	Shimano Deore M5100
Rims	WTB STX i21 TCS, 32h, tubeless ready	Shifters	Shimano Deore M5100, 11-speed
Hubs	(F) Shimano MT200, QR (R) Shimano MT400 12x148	Handlebar	FSA Alloy Riser, 15mm rise, 760mm
Spokes	Stainless Steel, 14g	Grips	Cannondale Dual-Density
Tires	Schwalbe Rocket Rick, 29 x 2.25", K-Guard	Stem	6061 Alloy, 31.8, 7°
Pedals	Cannondale Platform	Headset	Integrated Sealed Bearing, Tapered
Crank	Shimano M5100, 36/26	Brakes	Shimano MT200 hydraulic disc, 160/160mm RT10 rotors
Bottom Bracket	Shimano HollowTech II	Brake Levers	Shimano MT200 hydraulic disc
Chain	KMC X11, 11-speed	Saddle	Cannondale Trail, 170mm, steel rails
Rear Cogs	Shimano Deore M5100, 11-42, 11-speed	Seatpost	6061 Alloy, 31.6 x 400mm
		Sizes	SM, MD, LG, XL
		Color 1	Electric Blue (ELB)
		Color 2	Grey (GRY)

Trail Women's SL 4



C26251F

Frame	All-New, Smartform C2 Alloy, SAVE dropped seatstays, tapered headtube, post mount disc, StraightShot internal cable routing, dropper post compatible BSA 73, 12mm thru axle, Boost 148	Front Derailleur	Shimano Deore M5100, direct mount
Fork	SR Suntour XCR-RL, 100mm, remote lockout, air sprung, 46mm offset	Rear Derailleur	Shimano Deore M5100
Rims	WTB STX i21 TCS, 32h, tubeless ready	Shifters	Shimano Deore M5100, 11-speed
Hubs	(F) Shimano MT200, QR (R) Shimano MT400 12x148	Handlebar	FSA Alloy Riser, 15mm rise, 740mm
Spokes	Stainless Steel, 14g	Grips	Cannondale Dual-Density
Tires	Schwalbe Rocket Rick, 29 x 2.25", K-Guard	Stem	6061 Alloy, 31.8, 7°
Pedals	Cannondale Platform	Headset	Integrated Sealed Bearing, Tapered
Crank	Shimano M5100, 36/26	Brakes	Shimano MT200 hydraulic disc, 160/160mm RT10 rotors
Bottom Bracket	Shimano HollowTech II	Brake Levers	Shimano MT200 hydraulic disc
Chain	KMC X11, 11-speed	Saddle	Cannondale Women's Trail, 170mm, steel rails
Rear Cogs	Shimano Deore M5100, 11-42, 11-speed	Seatpost	Cannondale 3, 6061 Alloy, 31.6 x 350/400mm
		Sizes	XS, SM, MD, LG
		Color 1	Purple (PUR)

Trail 5



C26551M

Frame	SmartForm C3 Alloy, SAVE, 1-1/8" headtube, post mount disc, StraightShot internal cable routing, dropper post compatible, BSA-73
Fork	SR Suntour XCR32 RL, 100mm, remote lockout, Coil, 42mm offset (27.5") 46mm offset (29")
Rims	WTB SX19, 32h
Hubs	(F) Shimano HBTX 505 (R) Shimano FHTX505
Spokes	Stainless Steel, 14g
Tires	Schwalbe Rocket Rick, 27.5/29 x 2.25", K-Guard
Pedals	Cannondale Platform
Crank	Shimano M4100, 36/26
Bottom Bracket	Cartridge, square taper
Chain	KMC X10, 10-speed
Rear Cogs	Sunrace, 11-42, 10-speed
Front Derailleur	Shimano Deore M4100, 34.9 clamp

Rear Derailleur	Shimano Deore M4100
Shifters	Shimano Deore M4100, 10-speed
Handlebar	Cannondale Riser, 6061 Alloy, 25mm rise, 8° sweep, 6° rise, 720mm
Grips	Cannondale Dual-Density
Stem	6061 Alloy, 31.8, 7°
Headset	Semi Integrated, 1-1/8"
Brakes	Tektro M275 hydraulic disc, 160/160mm rotors
Brake Levers	Tektro hydraulic disc
Saddle	Cannondale Stage 3
Seatpost	6061 Alloy, 31.6 x 350mm
Sizes	(27.5) XS, SM (29) MD, LG, XL
Color 1	Rally Red (RRD)
Color 2	Graphite (GRA)

Trail Women's 5



C26351F

Frame	SmartForm C3 Alloy, SAVE, 1-1/8" headtube, post mount disc, StraightShot internal cable routing, dropper post compatible, BSA-73
Fork	SR Suntour XCR32 RL, 100mm, remote lockout, Coil, 42mm offset (27.5"), 46mm offset (29")
Rims	WTB SX19, 32h
Hubs	(F) Shimano HBTX 505 (R) Shimano FHTX505
Spokes	Stainless Steel, 14g
Tires	Schwalbe Rocket Rick, 27.5/29 x 2.25", K-Guard
Pedals	Cannondale Platform
Crank	Shimano M4100, 36/26
Bottom Bracket	Cartridge, square taper
Chain	KMC X10, 10-speed
Rear Cogs	Sunrace, 11-42, 10-speed

Front Derailleur	Shimano Deore M4100, 34.9 clamp
Rear Derailleur	Shimano Deore M4100
Shifters	Shimano Deore M4100, 10-speed
Handlebar	Cannondale Riser, 6061 Alloy, 25mm rise, 8° sweep, 6° rise, 720mm
Grips	Cannondale Dual-Density
Stem	6061 Alloy, 31.8, 7°
Headset	Semi Integrated, 1-1/8"
Brakes	Tektro M275 hydraulic disc, 160/160mm rotors
Brake Levers	Tektro hydraulic disc
Saddle	Cannondale Stage 2 Women's
Seatpost	6061 Alloy, 31.6 x 350mm
Sizes	(27.5) XS, SM (29) MD, LG
Color 1	Lavender (LAV)

Trail 6



C26651M

Frame	SmartForm C3 Alloy, SAVE, 1-1/8" headtube, post mount disc, StraightShot internal cable routing, dropper post compatible, BSA-73	Rear Derailleur	Shimano Alivio, Shadow SGS
Fork	SR Suntour XCM-RL, 100mm, lockout, Coil, 42mm offset (27.5") 46mm offset (29")	Shifters	Shimano Alivio, 9-speed
Rims	WTB SX19, 32h	Handlebar	Cannondale Riser, 6061 Alloy, 25mm rise, 8° sweep, 6° rise, 720mm
Hubs	(F) Shimano HBTX 505 (R) Shimano FHTX505	Grips	Cannondale Dual-Density
Spokes	Stainless Steel, 14g	Stem	6061 Alloy, 31.8, 7°
Tires	Schwalbe Rocket Rick, 27.5/29 × 2.25", K-Guard	Headset	Semi Integrated, 1-1/8"
Pedals	Cannondale Platform	Brakes	Tektro M275 hydraulic disc, 160/160mm rotors
Crank	Shimano MT210, 36/22	Brake Levers	Tektro hydraulic disc
Bottom Bracket	Cartridge, square taper	Saddle	Cannondale Stage 3
Chain	KMC X9, 9-speed	Seatpost	Cannondale 3, 6061 Alloy, 31.6 × 350/400mm
Rear Cogs	Shimano HG200, 11-36, 9-speed	Sizes	(27.5) XS, SM (29) MD, LG, XL
Front Derailleur	Shimano Altus, 34.9 clamp	Color 1	Impact Orange (IOR)
		Color 2	Slate (SLT)

Trail Women's 6



C26451F

Frame	SmartForm C3 Alloy, SAVE, 1-1/8" headtube, post mount disc, StraightShot internal cable routing, dropper post compatible, BSA-73	Rear Derailleur	Shimano Alivio, Shadow SGS
Fork	SR Suntour XCM-RL, 100mm, lockout, Coil, 42mm offset (27.5") 46mm offset (29")	Shifters	Shimano Alivio, 9-speed
Rims	WTB SX19, 32h	Handlebar	Cannondale Riser, 6061 Alloy, 25mm rise, 8° sweep, 6° rise, 720mm
Hubs	(F) Shimano HBTX 505 (R) Shimano FHTX505	Grips	Cannondale Dual-Density
Spokes	Stainless Steel, 14g	Stem	6061 Alloy, 31.8, 7°
Tires	Schwalbe Rocket Rick, 27.5/29 × 2.25", K-Guard	Headset	Semi Integrated, 1-1/8"
Pedals	Cannondale Platform	Brakes	Tektro M275 hydraulic disc, 160/160mm rotors
Crank	Shimano MT210, 36/22	Brake Levers	Tektro hydraulic disc
Bottom Bracket	Cartridge, square taper	Saddle	Cannondale Stage 2 Women's
Chain	KMC X9, 9-speed	Seatpost	Cannondale 3, 6061 Alloy, 31.6 × 350/400mm
Rear Cogs	Shimano HG200, 11-36, 9-speed	Sizes	(27.5) XS, SM (29) MD, LG
Front Derailleur	Shimano Altus, 34.9 clamp	Color 1	Mantis (MAT)

Trail 7



C26751M

Frame	SmartForm C3 Alloy, SAVE, 1-1/8" headtube, post mount disc, StraightShot internal cable routing, dropper post compatible, BSA-73	Front Derailleur	microSHIFT Dual Pull Compact, Steel Cage, Steel Band Clamp
Fork	SR Suntour XCT DS, 100mm, Coil, 42mm offset (27.5") 46mm offset (29")	Rear Derailleur	microSHIFT M26L
Rims	WTB SX19, 32h	Shifters	microSHIFT, 8-speed
Hubs	(F) Shimano HBTX 505 (R) Shimano FHTX505	Handlebar	6061 Alloy Riser, 31.8mm, 25mm rise, 700mm
Spokes	Stainless Steel, 14g	Grips	Cannondale Dual-Density
Tires	Schwalbe Rocket Rick, 27.5/29 x 2.25", K-Guard	Stem	6061 Alloy, 31.8, 8°
Pedals	Cannondale Platform	Headset	Semi Integrated, 1-1/8"
Crank	Prowheel, 36/22	Brakes	Tektro M275 hydraulic disc, 160/160mm rotors
Bottom Bracket	Cartridge, square taper	Brake Levers	Tektro hydraulic disc
Chain	KMC Z9, 9-speed	Saddle	Cannondale Stage 3
Rear Cogs	Sunrace, 11-34, 9-speed	Seatpost	Cannondale 3, 6061 Alloy, 31.6 x 350/400mm
		Sizes	(27.5) XS, SM (29) MD, LG, XL
		Color 1	Green (GRN)
		Color 2	Black (BLK)

Trail Women's 7



C26551F

Frame	SmartForm C3 Alloy, SAVE, 1-1/8" headtube, post mount disc, StraightShot internal cable routing, dropper post compatible, BSA-73	Rear Derailleur	microSHIFT M26L
Fork	SR Suntour XCT DS, 100mm, Coil, 42mm offset (27.5") 46mm offset (29")	Shifters	microSHIFT, 8-speed
Rims	WTB SX19, 32h	Handlebar	6061 Alloy Riser, 31.8mm, 25mm rise, 700mm
Hubs	(F) Shimano HBTX 505 (R) Shimano FHTX505	Grips	Cannondale Dual-Density
Spokes	Stainless Steel, 14g	Stem	6061 Alloy, 31.8, 8°
Tires	Schwalbe Rocket Rick, 27.5/29 x 2.25", K-Guard	Headset	Semi Integrated, 1-1/8"
Pedals	Cannondale Platform	Brakes	Tektro M275 hydraulic disc, 160/160mm rotors
Crank	Prowheel, 36/22	Brake Levers	Tektro hydraulic disc
Bottom Bracket	Cartridge, square taper	Saddle	Cannondale Stage 2 Women's
Chain	KMC Z9, 9-speed	Seatpost	Cannondale 3, 6061 Alloy, 31.6 x 350/400mm
Rear Cogs	Sunrace, 11-34, 9-speed	Sizes	(27.5) XS, SM (29) MD, LG
Front Derailleur	microSHIFT Dual Pull Compact, Steel Cage, Steel Band Clamp	Color 1	Iridescent (IRD)

Trail 8



C26851M

Frame	SmartForm C3 Alloy, SAVE, 1-1/8" headtube, post mount disc, StraightShot internal cable routing, dropper post compatible, BSA-73	Rear Derailleur	microSHIFT M26L
Fork	SR Suntour XCE28, 100mm, Coil, 42mm offset (27.5") 46mm offset (29")	Shifters	microSHIFT, 8-speed
Rims	WTB SX19, 32h	Handlebar	6061 Alloy Riser, 31.8mm, 25mm rise, 700mm
Hubs	(F) Shimano HBTX 505 (R) Shimano FHTX505	Grips	Cannondale Dual-Density
Spokes	Stainless Steel, 14g	Stem	6061 Alloy, 31.8, 8°
Tires	Schwalbe Rocket Rick, 27.5/29 x 2.25", K-Guard	Headset	Semi Integrated, 1-1/8"
Pedals	Cannondale Platform	Brakes	Tektro M275 hydraulic disc, 160/160mm rotors
Crank	Prowheel, 36/22	Brake Levers	Tektro hydraulic disc
Bottom Bracket	Cartridge, square taper	Saddle	Cannondale Stage 3
Chain	KMC X8, 8-speed	Seatpost	Cannondale 3, 6061 Alloy, 31.6 x 350/400mm
Rear Cogs	Sunrace, 12-32, 8-speed	Sizes	(27.5) XS, SM (29) MD, LG, XL
Front Derailleur	microSHIFT Dual Pull Compact, Steel Cage, Steel Band Clamp	Color 1	Highlighter (HLT)
		Color 2	Grey (GRY)

Trail Women's 8



C26651F

Frame	SmartForm C3 Alloy, SAVE, 1-1/8" headtube, post mount disc, StraightShot internal cable routing, dropper post compatible, BSA-73	Front Derailleur	microSHIFT Dual Pull Compact, Steel Cage, Steel Band Clamp
Fork	SR Suntour XCE28, 100mm, Coil, 42mm offset (27.5") 46mm offset (29")	Rear Derailleur	microSHIFT M26L
Rims	WTB SX19, 32h	Shifters	microSHIFT, 8-speed
Hubs	(F) Shimano HBTX 505 (R) Shimano FHTX505	Handlebar	6061 Alloy Riser, 31.8mm, 25mm rise, 700mm
Spokes	Stainless Steel, 14g	Grips	Cannondale Dual-Density
Tires	Schwalbe Rocket Rick, 27.5/29 x 2.25", K-Guard	Stem	6061 Alloy, 31.8, 8°
Pedals	Cannondale Platform	Headset	Semi Integrated, 1-1/8"
Crank	Prowheel, 36/22	Brakes	Tektro M275 hydraulic disc, 160/160mm rotors
Bottom Bracket	Cartridge, square taper	Brake Levers	Tektro hydraulic disc
Chain	KMC X8, 8-speed	Saddle	Cannondale Stage 2 Women's
Rear Cogs	Sunrace, 12-32, 8-speed	Seatpost	Cannondale 3, 6061 Alloy, 31.6 x 350/400mm
		Sizes	(27.5) XS, SM (29) MD, LG
		Color 1	Sage Gray (SGG)

Scalpel

THE NEW CUTTING EDGE

cannondale

Scalpel Hi-MOD Ultimate



C24101M

Frame	All-New, 100mm travel, BallisTec Hi-Mod Carbon, Proportional Response Tuned, FlexPivot Chainstay, PF30-83, Tapered Headtube, Speed Release 12mm thru axle, Ai Offset, Stash compatible
Fork	Lefty Ocho Carbon, 100mm, Chamber Damper with remote lockout, OppO Spring System, tapered steerer, 55mm offset
Rear Shock	Fox Float DPS Factory EVOL, 100mm, remote lockout, adjustable rebound
Rims	ENVE M525 Carbon, 24h, tubeless ready
Hubs	(F) Lefty 60 / (R) Custom DT Swiss, 36t Star Ratchet, 12x148mm thru-axle
Spokes	DT Swiss Aerolite, straight pull
Tires	(F) Schwalbe Racing Ray EVO, 29 x 2.25", SnakeSkin, Addix Speedgrip, tubeless ready, (R) Schwalbe Racing Ralph EVO, 29 x 2.25", SnakeSkin, Addix Speed, tubeless ready
Pedals	Not included
Crank	SRAM XX1 Eagle DUB, 34T, Ai offset
Bottom Bracket	SRAM DUB PF30 MTB83

Chain	SRAM XX1 Eagle, Copper, 12-speed
Rear Cogs	SRAM XG-1299, XX1 Eagle, Copper, 10-52, 12-speed
Rear Derailleur	SRAM XX1 Eagle AXS
Shifters	SRAM Eagle AXS, 12-speed
Handlebar	ENVE M5, Carbon, 31.8mm, 5mm rise, 9° sweep, 760mm
Grips	ESI Chunky Silicone, 32mm dia.
Stem	Cannondale 1, 7075 Alloy, 1-1/8", 31.8, 7°
Headset	Integrated, 1-1/8 to 1.5", sealed angular contact bearings
Brakes	SRAM Level Ultimate hydraulic disc, 160/160mm Centerline X rotors
Brake Levers	SRAM Level Ultimate hydraulic disc
Saddle	PROLOGO Dimension NDR CPC Tirox Saddle
Seatpost	ENVE Carbon, 31.6 x 400mm, 0mm offset
Connectivity	Cannondale Wheel Sensor
Sizes	SM, MD, LG, XL
Color 1	Copper (CPR)
Extras	Stash Kit (Fabric 8-in-1 Mini Tool and Dynaplug tubeless puncture repair tool), Tubeless valve stems

Scalpel Hi-MOD 1



C24111M

Frame	All-New, 100mm travel, BallisTec Hi-Mod Carbon, Proportional Response Tuned, FlexPivot Chainstay, PF30-83, Tapered Headtube, Speed Release 12mm thru axle, Ai Offset, Stash compatible
Fork	Lefty Ocho Carbon, 100mm, Chamber Damper with remote lockout, OppO Spring System, tapered steerer, 55mm offset
Rear Shock	Fox Float DPS Factory EVOL, 100mm, remote lockout, adjustable rebound
Rims	HollowGram 25, Superlight Hi-Impact Carbon, 28h, 25mm IW, tubeless ready
Hubs	(F) HollowGram Lefty 60 / (R) HollowGram w/ DT Swiss Star Ratchet internals, 12x148mm
Spokes	DT Swiss Competition Race, straight-pull
Tires	(F) Schwalbe Racing Ray EVO, 29 x 2.25", SnakeSkin, Addix Speedgrip, tubeless ready, (R) Schwalbe Racing Ralph EVO, 29 x 2.25", SnakeSkin, Addix Speed, tubeless ready
Pedals	Not included
Crank	HollowGram, BB30a, OPI SpideRing, 34T, Ai offset

Bottom Bracket	Cannondale Alloy PressFit30
Chain	Shimano XT, 12-speed
Rear Cogs	Shimano XT, 10-51, 12-speed
Rear Derailleur	Shimano XTR
Shifters	Shimano XTR, 12-speed
Handlebar	Cannondale 1 Flat, Carbon, 31.8mm, 9° back, 760mm
Grips	ESI Chunky Silicone, 32mm dia.
Stem	Cannondale 1, 7075 Alloy, 1-1/8", 31.8, 7°
Headset	Integrated, 1-1/8 to 1.5", sealed angular contact bearings
Brakes	Shimano XTR hydraulic disc, 160/160mm RT86 Ice Tech rotors
Brake Levers	Shimano XTR hydraulic disc
Saddle	Prologo Dimension NDR, Tirox rails
Seatpost	ENVE Carbon, 31.6 x 400mm, 0mm offset
Connectivity	Cannondale Wheel Sensor
Sizes	SM, MD, LG, XL
Color 1	Team Replica Carbon w/ Cannondale Green (REP)
Extras	Stash Kit (Fabric 8-in-1 Mini Tool and Dynaplug tubeless puncture repair tool), Tubeless valve stems

Scalpel Carbon LTD



C24201M

Frame	All-New, 100mm travel, BallisTec Carbon, Proportional Response Tuned, FlexPivot Chainstay, PF30-83, Tapered Headtube, Speed Release 12mm thru axle, Ai Offset, Stash compatible
Fork	Lefty Ocho, 100mm, Chamber Damper with remote lockout, OppO Spring System, tapered steerer, 55mm offset
Rear Shock	Fox Float DPS Performance Elite EVOL, remote lockout, adjustable rebound
Rims	HollowGram 25, Superlight Hi-Impact Carbon, 28h, 25mm IW, tubeless ready
Hubs	(F) HollowGram Lefty 60 / (R) HollowGram w/ DT Swiss Star Ratchet internals, 12x148mm
Spokes	DT Swiss Competition Race, straight-pull
Tires	(F) Schwalbe Racing Ray Performance, 29 x 2.25", Addix Compound, tubeless ready, (R) Schwalbe Racing Ralph Performance, 29 x 2.25", Addix Compound, tubeless ready
Pedals	Not included
Crank	Truvativ Stylo C, 34T, Ai offset
Bottom Bracket	SRAM DUB PF30 MTB83

Chain	SRAM XO1 Eagle, 12-speed
Rear Cogs	SRAM XG-1295, XO1 Eagle, 10-52, 12-speed
Rear Derailleur	SRAM XO1 Eagle
Shifters	SRAM XO Eagle, 12-speed
Handlebar	Cannondale 1 Flat, Carbon, 31.8mm, 9° back, 760mm
Grips	ESI Chunky Silicone, 32mm dia.
Stem	Cannondale 1, 7075 Alloy, 1-1/8", 31.8, 7°
Headset	Integrated, 1-1/8 to 1.5", sealed angular contact bearings
Brakes	Shimano XT hydraulic disc, 160/160mm XT rotors
Brake Levers	Shimano XT hydraulic disc
Saddle	Prologo Dimension NDR, Tirox rails
Seatpost	Cannondale 2, Carbon w/ Alloy head
Connectivity	Cannondale Wheel Sensor
Sizes	SM, MD, LG, XL
Color 1	Carbon (CRB)
Extras	Stash Kit (Fabric 8-in-1 Mini Tool and Dynaplug tubeless puncture repair tool), Tubeless valve stems

Scalpel Carbon 2



RENDERING



C24301M

Frame	All-New, 100mm travel, BallisTec Carbon, Proportional Response Tuned, FlexPivot Chainstay, PF30-83, Tapered Headtube, Speed Release 12mm thru axle, Ai Offset, Stash compatible
Fork	Lefty Ocho, 100mm, Chamber Damper with remote lockout, OppO Spring System, tapered steerer, 55mm offset
Rear Shock	Fox Float DPS Performance Elite EVOL, remote lockout, adjustable rebound
Rims	HollowGram 25, Superlight Hi-Impact Carbon, 28h, 25mm IW, tubeless ready
Hubs	(F) HollowGram Lefty 60 / (R) HollowGram w/ DT Swiss internals, 12x148mm
Spokes	HollowGram 2.0/1.8/2.0 straight-pull
Tires	(F) Schwalbe Racing Ray EVO, 29 x 2.25", SnakeSkin, Addix Speedgrip, tubeless ready, (R) Schwalbe Racing Ralph EVO, 29 x 2.25", SnakeSkin, Addix Speed, tubeless ready
Pedals	Not included
Crank	HollowGram, BB30a, OPI SpideRing, 34T, Ai offset
Bottom Bracket	Cannondale Alloy PressFit30
Chain	Shimano XT, 12-speed

Rear Cogs	Shimano XT, 10-51, 12-speed
Rear Derailleur	Shimano XT
Shifters	Shimano XT, 12-speed
Handlebar	Cannondale 2 Flat, butted 2014 Alloy, 31.8mm, 3° rise, 8° sweep, 760mm
Grips	ESI Chunky Silicone, 32mm dia.
Stem	Cannondale 1, 7075 Alloy, 1-1/8", 31.8, 7°
Headset	Integrated, 1-1/8 to 1.5", sealed angular contact bearings
Brakes	Shimano XT hydraulic disc, 160/160mm XT rotors
Brake Levers	Shimano XT hydraulic disc
Saddle	Prologo Dimension NDR, STN rails
Seatpost	Cannondale 2, 7075 Alloy, 31.6 x 400mm
Connectivity	Cannondale Wheel Sensor
Sizes	SM, MD, LG, XL
Color 1	Slate Gray (SLT)
Color 2	Graphite (GRA)
Extras	Stash Kit (Fabric 8-in-1 Mini Tool and Dynaplug tubeless puncture repair tool), Tubeless valve stems

Scalpel Carbon Women's 2



C24101F

Frame	All-New, 100mm travel, BallisTec Carbon, Proportional Response Tuned, FlexPivot Chainstay, PF30-83, Tapered Headtube, Speed Release 12mm thru axle, Ai Offset, Stash compatible
Fork	Lefty Ocho Carbon, 100mm, Chamber Damper with remote lockout, OppO Spring System, tapered steerer, 55mm offset
Rear Shock	Fox Float DPS Performance Elite EVOL, remote lockout, adjustable rebound
Rims	Stan's NoTubes Crest MK3 Team, 28h, tubeless ready
Hubs	(F) Stan's Neo Lefty / (R) Stan's Neo Ai, 12x148mm thru-axle
Spokes	Sapim Force
Tires	(F) Schwalbe Racing Ray EVO, 29 x 2.25", SnakeSkin, Addix Speedgrip, tubeless ready, (R) Schwalbe Racing Ralph EVO, 29 x 2.25", SnakeSkin, Addix Speed, tubeless ready
Pedals	Not included
Crank	HollowGram, BB30a, OPI SpideRing, 32T, Ai offset
Bottom Bracket	Cannondale Alloy PressFit30
Chain	Shimano SLX, 12-speed

Rear Cogs	Shimano XT, 10-51, 12-speed
Rear Derailleur	Shimano XT
Shifters	Shimano XT, 12-speed
Handlebar	Cannondale 2 Flat, butted 2014 Alloy, 31.8mm, 3° rise, 8° sweep, 760mm
Grips	ESI Racer's Edge Silicone Grips, 30mm dia.
Stem	Cannondale 2, 6061 Alloy, 31.8, 7°
Headset	Integrated, 1-1/8 to 1.5", sealed angular contact bearings
Brakes	Shimano XT hydraulic disc, 160/160mm XT rotors
Brake Levers	Shimano XT hydraulic disc
Saddle	Fabric Line Shallow Sport, steel rails
Seatpost	Cannondale 2, 7075 Alloy, 31.6 x 400mm
Connectivity	Cannondale Wheel Sensor
Sizes	SM, MD, LG
Color 1	Purple (PUR)
Extras	Stash Kit (Fabric 8-in-1 Mini Tool and Dynaplug tubeless puncture repair tool)

Scalpel Carbon 3



RENDERING



C24401M

Frame	All-New, 100mm travel, BallisTec Carbon, Proportional Response Tuned, FlexPivot Chainstay, PF30-83, Tapered Headtube, Speed Release 12mm thru axle, Ai Offset, Stash compatible
Fork	Lefty Ocho, 100mm, Chamber Damper with remote lockout, OppO Spring System, tapered steerer, 55mm offset
Rear Shock	Fox Float DPS Performance Elite EVOL, remote lockout, adjustable rebound
Rims	Stan's NoTubes Crest S1, 28h, tubeless ready
Hubs	(F) Lefty 60 / (R) Shimano MT510 12x148mm thru-axle
Spokes	DT Swiss Champion
Tires	(F) Schwalbe Racing Ray Performance, 29 x 2.25", Addix Compound, tubeless ready, (R) Schwalbe Racing Ralph Performance, 29 x 2.25", Addix Compound, tubeless ready
Pedals	Not included
Crank	HollowGram, BB30a, OPI SpideRing, 34T, Ai offset
Bottom Bracket	Cannondale Alloy PressFit30
Chain	Shimano SLX, 12-speed

Rear Cogs	Shimano SLX, 10-51, 12-speed
Rear Derailleur	Shimano XT
Shifters	Shimano SLX, 12-speed
Handlebar	Cannondale 2 Flat, butted 2014 Alloy, 31.8mm, 3° rise, 8° sweep, 760mm
Grips	ESI Chunky Silicone, 32mm dia.
Stem	Cannondale 3, 6061 Alloy, 31.8, 7°
Headset	Integrated, 1-1/8 to 1.5", sealed angular contact bearings
Brakes	Shimano Deore hydraulic disc, 160/160mm RT54 rotors
Brake Levers	Shimano Deore hydraulic disc
Saddle	Prologo Dimension NRD, STN rails
Seatpost	Cannondale 2, 7075 Alloy, 31.6 x 400mm
Connectivity	Cannondale Wheel Sensor
Sizes	SM, MD, LG, XL
Color 1	Candy Red (CRD)
Color 2	Black (BLK)
Color 3	Mercury (MRC)

Scalpel Carbon 4



C24501M

Frame	All-New, 100mm travel, BallisTec Carbon, Proportional Response Tuned, FlexPivot Chainstay, PF30-83, Tapered Headtube, Speed Release 12mm thru axle, Ai Offset, Stash compatible
Fork	Fox Float Performance 32 SC, 100mm, 15x110mm thru-axle, tapered steerer, 51mm offset, remote-actuated
Rear Shock	Fox Float DPS Performance Elite EVOL, remote lockout, adjustable rebound
Rims	Stan's NoTubes Crest S1, 32h, tubeless ready
Hubs	(F) Shimano MT400, 15x110mm thru-axle / (R) Shimano MT400 12x148mm thru-axle
Spokes	DT Swiss Champion
Tires	(F) Schwalbe Racing Ray Performance, 29 x 2.25", Addix Compound, tubeless ready, (R) Schwalbe Racing Ralph Performance, 29 x 2.25", Addix Compound, tubeless ready
Pedals	Not included
Crank	Truvativ Stylo 6K DUB, 34T, Ai offset
Bottom Bracket	SRAM DUB PF30 MTB83

Chain	SRAM NX Eagle, 12-speed
Rear Cogs	SRAM SX Eagle, 11-50, 12-speed
Rear Derailleur	SRAM NX Eagle
Shifters	SRAM NX Eagle, 12-speed
Handlebar	Cannondale 2 Flat, butted 2014 Alloy, 31.8mm, 3° rise, 8° sweep, 760mm
Grips	ESI Chunky Silicone, 32mm dia.
Stem	Cannondale 3, 6061 Alloy, 31.8, 7°
Headset	Integrated, 1-1/8 to 1.5", sealed angular contact bearings
Brakes	Shimano MT500 hydraulic disc, 160/160mm RT54 rotors
Brake Levers	Shimano MT500 hydraulic disc
Saddle	Prologo Dimension STN NDR, steel rails
Seatpost	Cannondale C3, 6061 Alloy, 27.2 x 350mm (S), 400mm (M-XL)
Connectivity	Cannondale Wheel Sensor
Sizes	SM, MD, LG, XL
Color 1	Highlighter (HLT)

Scalpel-Si 6



C24600M

Frame	SmartForm C1 Alloy, 100mm travel, Zero Pivot seatstay, Carbon Link, PF30-83, 1.5 Si head tube, Ai Offset
Fork	RockShox Reba RL, 100mm, Solo Air, 15x110mm thru-axle, tapered steerer, 42mm offset (27.5") 51mm offset (29")
Rear Shock	RockShox Monarch RL
Rims	WTB STX i21 TCS, 28h, tubeless ready
Hubs	(F) Formula 15x100mm / (R) Formula 12x142mm w/ HG driver
Spokes	DT Swiss Competition (Ai Offset dish - rear)
Tires	(F) Schwalbe Racing Ray Performance 27.5/29 x 2.25", Addix Compound, tubeless ready (R) Schwalbe Racing Ralph Performance 27.5/29 x 2.25", Addix Compound, tubeless ready
Pedals	Not Included
Crank	SRAM X1-1000 Eagle DUB, 34T, Ai offset
Bottom Bracket	SRAM DUB PF30 MTB83
Chain	SRAM SX Eagle, 12-speed

Rear Cogs	SRAM PG-1210, SX Eagle, 11-50, 12-speed
Rear Derailleur	SRAM NX Eagle
Shifters	SRAM SX Eagle, 12-speed
Handlebar	Cannondale 3 Flat, 6061 double-butted Alloy, 31.8mm, 3° rise, 8° sweep, 760mm
Grips	Cannondale Locking Grips
Stem	Cannondale 3, 6061 Alloy, 31.8, 7°
Headset	Integrated, 1-1/8 to 1.5", sealed angular contact bearings (Integrated steer stop size small only)
Brakes	Shimano MT400 hydraulic disc, 180/160mm RT56 rotors
Brake Levers	Shimano MT400 hydraulic disc
Saddle	Cannondale Stage 3
Seatpost	Cannondale 3, 6061 Alloy, 31.6 x 400mm
Sizes	MD, LG, XL
Color 1	Black (BLK)

Scalpel Frameset



C24381M

Frame	All-New, 100mm travel, BallisTec Hi-Mod Carbon, Proportional Response Tuned, FlexPivot Chainstay, PF30-83, Tapered Headtube, Speed Release 12mm thru axle, Ai Offset, Stash compatible	Headset	Integrated, 1-1/8 to 1.5", sealed angular contact bearings
Fork	Lefty Ocho Carbon, 100mm, Chamber Damper with remote lockout, OppO Spring System, tapered steerer, 55mm offset	Sizes	SM, MD, LG, XL
Rear Shock	RockShox SIDLuxe Ultimate, Remote Lockout, adjustable rebound	Color 1	Iridescent (IRD)
		Extras	Stash Kit (Fabric 8-in-1 Mini Tool and Dynaplug tubeless puncture repair tool), Stash cover plate, Rear Speed Release thru-axle, seat collar, remote lockout, Chain Guide

Scalpel SE

THE NEW CUTTING EDGE

Scalpel Carbon SE LTD Lefty



C24151M

Frame	120mm travel, Carbon, Proportional Response Tuned, FlexPivot Chainstay, PF30-83, Tapered Headtube, Speed Release 12mm thru axle, Ai Offset, Stash compatible
Fork	Lefty Ocho Carbon 120
Rear Shock	RockShox SIDLuxe Ultimate, 2-Pos mode adjust, adjustable rebound, 190 x 45
Rims	HollowGram 25, Superlight Hi-Impact Carbon, 28h, 25mm IW, tubeless ready
Hubs	(F) HollowGram Lefty 60 / (R) HollowGram w/DT Swiss Star Ratchet internals, 12x148mm thru-axle
Spokes	DT Swiss Competition Race, straight-pull
Tires	(F) Maxxis Ardent Race, 29 x 2.40", EXO Protection, tubeless ready (R) Maxxis Recon Race, 29 x 2.35", EXO Protection, tubeless ready
Crank	Truvativ Stylo C Eagle DUB, 34T
Bottom Bracket	SRAM DUB PF30 Ai
Chain	SRAM X01 Eagle, 12-speed
Rear Cogs	SRAM XG-1295, X01 Eagle, 10-52, 12-speed

Rear Derailleur	SRAM X01 Eagle
Shifters	SRAM X01 Eagle, 12-speed
Handlebar	Cannondale 1 Riser, Carbon, 15mm rise, 9° sweep, 4° rise, 780mm
Grips	ESI Chunky Silicone
Stem	Cannondale 1, 7075 Alloy, 1-1/8", 31.8, 7°
Headset	Integrated Sealed Bearing, Tapered
Brakes	SRAM Level TLM hydraulic disc, 180/160mm CenterLine rotors
Brake Levers	SRAM Level TLM hydraulic disc
Saddle	Fabric Scoop Flat Race, hollow titanium rails
Seatpost	Cannondale DownLow Dropper w/ Matchmaker lever, 31.6, 100mm (S), 125mm (M, L), 150mm (XL)
Connectivity	Cannondale Wheel Sensor
Sizes	SM, MD, LG, XL
Color 1	Mantis (MAT)
Extras	Stash Kit (Fabric 8-in-1 Mini Tool and Dynaplug tubeless puncture repair tool), Tubeless valve stems

Scalpel Carbon SE 1



RENDERING

C24251M

Frame	All-New, 120mm travel, BallisTec Carbon, Proportional Response Tuned, FlexPivot Chainstay, PF30-83, Tapered Headtube, Speed Release 12mm thru axle, Ai Offset, Stash compatible
Fork	RockShox SID Select+ RL, 120mm, Debonair, 15x110mm thru-axle, tapered steerer, 44mm offset
Rear Shock	RockShox SIDLuxe Select+, 2-Pos mode adjust, adjustable rebound
Rims	HollowGram 25, Superlight Hi-Impact Carbon, 28h, 25mm IW, tubeless ready
Hubs	(F) Shimano MT400, 15x110mm thru-axle / (R) Shimano MT410 12x148mm thru-axle
Spokes	DT Swiss Competition Race, straight-pull
Tires	(F) Maxxis Ardent Race, 29 x 2.35", EXO Protection, tubeless ready (R) Maxxis Recon Race, 29 x 2.35", EXO Protection, tubeless ready
Crank	HollowGram, BB30a, OPI SpideRing, 32T, Ai offset
Bottom Bracket	Cannondale Alloy PressFit30

Chain	Shimano SLX, 12-speed
Rear Cogs	Shimano XT, 10-51, 12-speed
Rear Derailleur	Shimano XT
Shifters	Shimano XT, 12-speed
Handlebar	Cannondale 1 Riser, Carbon, 31.8mm, 9° sweep, 4° rise, 780mm
Grips	ESI Chunky Silicone, 32mm dia.
Stem	Cannondale 1, 7075 Alloy, 1-1/8", 31.8, 7°
Headset	Integrated Sealed Bearing, Tapered
Brakes	Shimano XT hydraulic disc, 180/160mm XT rotors
Brake Levers	Shimano XT hydraulic disc
Saddle	Fabric Scoop Flat Elite, cro-mo rails
Seatpost	Cannondale DownLow Dropper, internal routing, 31.6, 100mm (S), 125mm (M-L), 150mm (XL)
Sizes	SM, MD, LG, XL
Color 1	Stealth Grey (SGY)
Color 2	Abyss (ABB)

Scalpel Carbon SE 2



C24351M

Frame	All-New, 120mm travel, BallisTec Carbon, Proportional Response Tuned, FlexPivot Chainstay, PF30-83, Tapered Headtube, Speed Release 12mm thru axle, Ai Offset, Stash compatible
Fork	RockShox SID Select, 120mm, Debonair, 15x110mm thru-axle, tapered steerer, 44mm offset
Rear Shock	RockShox SIDLuxe Select+, 2-Pos mode adjust, adjustable rebound
Rims	Stan's NoTubes Crest S1, 32h, tubeless ready
Hubs	(F) Shimano Deore 15x110mm thru-axle / (R) Shimano Deore, 12x148mm thru-axle
Spokes	Stainless Steel, 14g
Tires	(F) Maxxis Ardent Race, 29 x 2.35", EXO Protection, tubeless ready (R) Maxxis Recon Race, 29 x 2.25", EXO Protection, tubeless ready
Pedals	Not included
Crank	Truvativ Stylo 6K DUB, 34T, Ai offset
Bottom Bracket	SRAM DUB PF30 MTB83

Chain	SRAM SX Eagle, 12-speed
Rear Cogs	SRAM PG-1230, NX Eagle, 11-50, 12-speed
Rear Derailleur	SRAM SX Eagle
Shifters	SRAM SX Eagle, 12-speed
Handlebar	Cannondale riser, butted 6061 Alloy, 31.8mm, 5° rise, 9° sweep, 760mm
Grips	ESI Chunky Silicone, 32mm dia.
Stem	Cannondale 3, 6061 Alloy, 31.8, 7°
Headset	Integrated Sealed Bearing, Tapered
Brakes	Shimano MT500 hydraulic disc, 180/160mm RT54 rotors
Brake Levers	Shimano MT500 hydraulic disc
Saddle	Fabric Scoop Radius Sport, steel rails
Seatpost	Cannondale DownLow Dropper, internal routing, 31.6, 100mm (SM), 125mm (MD-LG), 150mm (XL)
Sizes	SM, MD, LG, XL
Color 1	Saber (SBR)

Scalpel Carbon SE 2

RENDERING



RENDERING

C24852U

Frame	120mm travel, Carbon, Proportional Response Tuned, FlexPivot Chainstay, PF30-83, Tapered Headtube, Speed Release 12mm thru axle, Ai Offset, Stash compatible
Fork	RockShox, SID 120
Rear Shock	RockShox SIDLuxe Select+, 2-Pos mode adjust, adjustable rebound, 190 x 45
Rims	Stan's NoTubes Crest D, 32h, tubeless ready
Hubs	(F) Shimano MT400, 15x110mm thru-axle / (R) Shimano MT410 12x148mm thru-axle
Spokes	DT Swiss Factory J -Bend
Tires	(F) Maxxis Ardent Race, 29 x 2.35", EXO Protection, tubeless ready (R) Maxxis Recon Race, 29 x 2.35", EXO Protection, tubeless ready
Crank	Cannondale 1, BB30a, OPI SpideRing, 32T, 55mm chainline
Bottom Bracket	Cannondale PF30 MTB
Chain	Shimano Deore 6100, 12-speed

Rear Cogs	Shimano Deore M6100, 10-51, 12-speed
Rear Derailleur	Shimano XT
Shifters	Shimano Deore M6100, 12-speed
Handlebar	Cannondale 3 Riser, 6061 Alloy, 30mm rise, 8° sweep, 6° rise, 780mm
Grips	Fabric Funguy
Stem	Cannondale 3, 6061 Alloy, 31.8, 7°
Headset	Integrated Sealed Bearing, Tapered
Brakes	Shimano MT501 hydraulic disc, 180/160mm RT64 rotors
Brake Levers	Shimano MT501 hydraulic disc
Saddle	Fabric Scoop Shallow Sport, steel rails
Seatpost	Cannondale DownLow Dropper, internal routing, 31.6, 100mm (S), 125mm (M-L), 150mm (XL)
Sizes	SM, MD, LG, XL
Color 1	Bio Lime (BIO)
Color 2	Black Magic (BKM)

cannondale

©Cycling Sports Group, All specifications subject to change without notice 2020

Scalpel Carbon Women's SE



C24201F

Frame	All-New, 120mm travel, BallisTec Carbon, Proportional Response Tuned, FlexPivot Chainstay, PF30-83, Tapered Headtube, Speed Release 12mm thru axle, Ai Offset, Stash compatible
Fork	RockShox SID Select, 120mm, Debonair, 15x110mm thru-axle, tapered steerer, 44mm offset
Rear Shock	RockShox SIDLuxe Select+, 2-Pos mode adjust, adjustable rebound
Rims	Stan's NoTubes Crest S1, 32h, tubeless ready
Hubs	(F) Shimano Deore 15x110mm thru-axle / (R) Shimano Deore, 12x148mm thru-axle
Spokes	Stainless Steel, 14g
Tires	(F) Maxxis Ardent Race, 29 x 2.35", EXO Protection, tubeless ready (R) Maxxis Recon Race, 29 x 2.25", EXO Protection, tubeless ready
Pedals	Not included
Crank	Truvativ Stylo 6K DUB, 32T, Ai offset

Bottom Bracket	SRAM DUB PF30 MTB83
Chain	SRAM SX Eagle, 12-speed
Rear Cogs	SRAM PG-1230, NX Eagle, 11-50, 12-speed
Rear Derailleur	SRAM SX Eagle
Shifters	SRAM SX Eagle, 12-speed
Handlebar	Cannondale riser, butted 6061 Alloy, 31.8mm, 5° rise, 9° sweep, 760mm
Grips	ESI Racer's Edge Silicone Grips, 30mm dia.
Stem	Cannondale 3, 6061 Alloy, 31.8, 7°
Headset	Integrated Sealed Bearing, Tapered
Brakes	Shimano MT500 hydraulic disc, 180/160mm RT54 rotors
Brake Levers	Shimano MT500 hydraulic disc
Saddle	Fabric Line Shallow Sport, 142mm width, steel rails
Seatpost	Cannondale DownLow Dropper, internal routing, 31.6, 100mm
Sizes	SM, MD, LG
Color 1	Lavender (LAV)

Scalpel SE Frameset



C24281M

Frame	All-New, 120mm travel, BallisTec Hi-Mod Carbon, Proportional Response Tuned, FlexPivot Chainstay, PF30-83, Tapered Headtube, Speed Release 12mm thru axle, Ai Offset, Stash compatible
Rear Shock	RockShox SIDLuxe Ultimate, 2-Pos mode adjust, adjustable rebound
Headset	Integrated, 1-1/8 to 1.5", sealed angular contact bearings

Sizes	SM, MD, LG, XL
Color 1	Black w WOW Colors (WOW)
Extras	Stash Kit (Fabric 8-in-1 Mini Tool and Dynaplug tubeless puncture repair tool), Stash cover plate, Rear Speed Release thru-axle, seat collar, Chain Guide

F-Si

LIGHT, BUT IT'S NO LIGHTWEIGHT

F-Si Hi-MOD Ultimate



C25101M

Frame	BallisTec Hi-Mod Carbon, SAVE, PF30-83, tapered head tube, Speed Release 12mm thru axle, Ai Offset
Fork	Lefty Ocho Carbon, 100mm, Chamber Damper with remote lockout, OppO Spring System, tapered steerer, 55mm offset
Rims	ENVE M525 Carbon, 24h, tubeless ready
Hubs	(F) Lefty 60 / (R) Custom DT Swiss, 36t Star Ratchet, 12x148mm thru-axle
Spokes	DT Swiss Aerolite
Tires	(F) Schwalbe Racing Ray EVO, 29 x 2.25", SnakeSkin, Addix Speedgrip, tubeless ready, (R) Schwalbe Racing Ralph EVO, 29 x 2.25", SnakeSkin, Addix Speed, tubeless ready
Pedals	Not included
Crank	SRAM XX1 Eagle DUB, 34T, Ai offset
Bottom Bracket	SRAM DUB PF30 MTB83
Chain	SRAM XX1 Eagle, Copper, 12-speed
Rear Cogs	SRAM XG-1299, XX1 Eagle, Copper, 10-52, 12-speed

Rear Derailleur	SRAM XX1 Eagle AXS
Shifters	SRAM Eagle AXS, 12-speed
Handlebar	ENVE M5, Carbon, 31.8mm, 5mm rise, 9° sweep, 760mm
Grips	ESI Chunky Silicone, 32mm dia.
Stem	Cannondale 1, 7075 Alloy, 1-1/8", 31.8, 7°
Headset	Integrated, 1-1/8 to 1.5", sealed angular contact bearings (Integrated steer stop size small only)
Brakes	SRAM Level Ultimate hydraulic disc, CenterLine X 160/160mm rotors
Brake Levers	SRAM Level Ultimate hydraulic disc
Saddle	PROLOGO Dimension NDR CPC Tirox Saddle
Seatpost	ENVE Carbon, 27.2 x 400mm, 0mm offset
Connectivity	Cannondale Wheel Sensor
Sizes	MD, LG
Color 1	Copper (CPR)

F-Si Hi-MOD 1



C25201M

Frame	BallisTec Hi-Mod Carbon, SAVE, PF30-83, tapered head tube, Speed Release 12mm thru axle, Ai Offset
Fork	Lefty Ocho Carbon, 100mm, Chamber Damper with remote lockout, OppO Spring System, tapered steerer, 55mm offset
Rims	HollowGram 25, Superlight Hi-Impact Carbon, 28h, 25mm IW, tubeless ready
Hubs	(F) HollowGram Lefty 60 / (R) HollowGram w/ DT Swiss Star Ratchet internals, 12x148mm
Spokes	DT Swiss Competition Race, straight-pull
Tires	(F) Schwalbe Racing Ray EVO, 29 x 2.25", SnakeSkin, Addix Speedgrip, tubeless ready, (R) Schwalbe Racing Ralph EVO, 29 x 2.25", SnakeSkin, Addix Speed, tubeless ready
Pedals	Not included
Crank	HollowGram, BB30a, OPI SpideRing, 34T, Ai offset
Bottom Bracket	Cannondale Alloy PressFit30
Chain	Shimano XT, 12-speed

Rear Cogs	Shimano XT, 10-51, 12-speed
Rear Derailleur	Shimano XTR
Shifters	Shimano XTR, 12-speed
Handlebar	Cannondale 1 Flat, Carbon, 31.8mm, 9° back, 760mm
Grips	ESI Chunky Silicone, 32mm dia.
Stem	Cannondale 1, 7075 Alloy, 1-1/8", 31.8, 7°
Headset	Integrated, 1-1/8 to 1.5", sealed angular contact bearings (Integrated steer stop size small only)
Brakes	Shimano XTR hydraulic disc, 160/160mm Ice Tech rotors
Brake Levers	Shimano XTR hydraulic disc
Saddle	Prologo Dimension NDR, Tirox rails
Seatpost	ENVE Carbon, 27.2 x 400mm, 0mm offset
Connectivity	Cannondale Wheel Sensor
Sizes	SM, MD, LG, XL
Color 1	Team Replica w/ Cannondale Green (REP)

F-Si Carbon 2



C25301M

Frame	BallisTec Carbon, SAVE, PF30-83, tapered head tube, Speed Release 12mm thru axle, Ai Offset
Fork	Lefty Ocho Carbon, 100mm, Chamber Damper with remote lockout, OppO Spring System, tapered steerer, 55mm offset (29"), 50mm offset (27.5)
Rims	HollowGram 25, Superlight Hi-Impact Carbon, 28h, 25mm IW, tubeless ready
Hubs	(F) HollowGram Lefty 60 / (R) HollowGram w/ DT Swiss Star Ratchet internals, 12x148mm
Spokes	HollowGram, 2.0/1.8/2.0, straight-pull
Tires	(F) Schwalbe Racing Ray EVO, 29 x 2.25", SnakeSkin, Addix Speedgrip, tubeless ready, (R) Schwalbe Racing Ralph EVO, 29 x 2.25", SnakeSkin, Addix Speed, tubeless ready
Crank	HollowGram, BB30a, OPI SpideRing, 34T, Ai offset
Bottom Bracket	Cannondale Alloy PressFit30
Chain	Shimano XT, 12-speed

Rear Cogs	Shimano XT, 10-51, 12-speed
Rear Derailleur	Shimano XTR
Shifters	Shimano XT, 12-speed
Handlebar	Cannondale 1 Flat, Carbon, 31.8mm, 9° back, 760mm
Grips	ESI Chunky Silicone, 32mm dia.
Stem	Cannondale 2, 6061 Alloy, 31.8, 7°
Headset	Integrated, 1-1/8 to 1.5", sealed angular contact bearings (Integrated steer stop size small only)
Brakes	Shimano XT hydraulic disc, 160/160mm XT rotors
Brake Levers	Shimano XT hydraulic disc
Saddle	Prologo Dimension NDR, Tirox rails
Seatpost	Cannondale 2, UD Carbon, 27.2 x 400mm
Connectivity	Cannondale Wheel Sensor
Sizes	SM, MD, LG, XL
Color 1	Mercury (MRC)

F-Si Carbon 3



C25401M

Frame	BallisTec Carbon, SAVE, PF30-83, tapered head tube, Speed Release 12mm thru axle, Ai Offset
Fork	Lefty Ocho, 100mm, Chamber Damper with remote lockout, OppO Spring System, tapered steerer, 55mm offset
Rims	Stan's NoTubes Crest MK3, 28h, tubeless ready
Hubs	(F) Lefty 60 / (R) Shimano SLX, 12x148mm thru-axle
Spokes	DT Swiss Competition
Tires	(F) Schwalbe Racing Ray Performance, 29 x 2.25", Addix Compound, tubeless ready, (R) Schwalbe Racing Ralph Performance, 29 x 2.25", Addix Compound, tubeless ready
Pedals	Not included
Crank	HollowGram, BB30a, OPI SpideRing, 34T
Bottom Bracket	Cannondale Alloy PressFit30
Chain	Shimano SLX, 12-speed
Rear Cogs	Shimano SLX, 10-51, 12-speed
Rear Derailleur	Shimano XT

Shifters	Shimano SLX, 12-speed
Handlebar	Cannondale 2 Flat, butted 2014 Alloy, 31.8mm, 3° rise, 8° sweep, 760mm
Grips	ESI Chunky Silicone, 32mm dia.
Stem	Cannondale 3, 6061 Alloy, 31.8, 7°
Headset	Integrated, 1-1/8 to 1.5", sealed angular contact bearings (Integrated steer stop size small and extra small only)
Brakes	Shimano Deore hydraulic disc, 160/160mm RT66 rotors
Brake Levers	Shimano Deore hydraulic disc
Saddle	Fabric Scoop Shallow Elite, cro-mo rails
Seatpost	Cannondale 2, Carbon, 27.2 x 400mm, 0mm offset
Connectivity	Cannondale Wheel Sensor
Sizes	SM, MD, LG, XL
Color 1	Black Pearl (BPL)

F-Si Carbon 4



C25501M

Frame	BallisTec Carbon, SAVE, PF30-83, tapered head tube, Speed Release 12mm thru axle, Ai Offset
Fork	Lefty Ocho, 100mm, Chamber Damper with remote lockout, OppO Spring System, tapered steerer, 55mm offset
Rims	WTB STX i23 TCS, 32h, tubeless ready
Hubs	(F) Lefty 60 / (R) Shimano MT400 12x148mm thru-axle
Spokes	DT Swiss Competition
Tires	(F) Schwalbe Racing Ray Performance, 29 x 2.25", Addix Compound, tubeless ready, (R) Schwalbe Racing Ralph Performance, 29 x 2.25", Addix Compound, tubeless ready
Pedals	Not included
Crank	SRAM X1-1000 Eagle DUB, 34T, Ai offset
Bottom Bracket	SRAM DUB PF30 MTB83
Chain	SRAM SX Eagle, 12-speed
Rear Cogs	SRAM SX Eagle, 11-50, 12-speed
Rear Derailleur	SRAM NX Eagle

Shifters	SRAM NX Eagle, 12-speed
Handlebar	Cannondale 2 Flat, butted 2014 Alloy, 31.8mm, 3° rise, 8° sweep, 760mm
Grips	Fabric FunGuy
Stem	Cannondale 3, 6061 Alloy, 31.8, 7°
Headset	Integrated, 1-1/8 to 1.5", sealed angular contact bearings (Integrated steer stop size small and extra small only)
Brakes	Shimano MT500 hydraulic disc, 160/160mm RT54 rotors
Brake Levers	Shimano MT500 hydraulic disc
Saddle	Fabric Scoop Shallow Sport, steel rails
Seatpost	Cannondale C3, 6061 Alloy, 27.2 x 350mm (S), 400mm (M-XL)
Connectivity	Cannondale Wheel Sensor
Sizes	SM, MD, LG, XL
Color 1	Alpine (ALP)
Color 2	Silver (SLV)

F-Si Carbon 5



C25601M

Frame	BallisTec Carbon, SAVE, PF30-83, tapered head tube, Speed Release 12mm thru axle, Ai Offset
Fork	Fox Float Factory 32 SC, 100mm, 15x110mm thru-axle, remote lockout, tapered steerer, 51mm offset
Rims	WTB STX i23 TCS, 32h, tubeless ready
Hubs	(F) Shimano MT400, 15x110mm thru-axle / (R) Shimano MT400 12x148mm thru-axle
Spokes	DT Swiss Champion
Tires	(F) Schwalbe Racing Ray Performance, 29 x 2.25", Addix Compound, tubeless ready, (R) Schwalbe Racing Ralph Performance, 29 x 2.25", Addix Compound, tubeless ready
Pedals	Not included
Crank	Truvativ Stylo 6K DUB, 34T, Ai offset
Bottom Bracket	SRAM DUB PF30 MTB83
Chain	SRAM SX Eagle, 12-speed
Rear Cogs	SRAM SX Eagle, 11-50, 12-speed

Rear Derailleur	SRAM NX Eagle
Shifters	SRAM NX Eagle, 12-speed
Handlebar	Cannondale 3 Flat, 6061 double-butted Alloy, 31.8mm, 3° rise, 8° sweep, 760mm
Grips	Fabric FunGuy
Stem	Cannondale 3, 6061 Alloy, 31.8, 7°
Headset	Integrated, 1-1/8 to 1.5", sealed angular contact bearings (Integrated steer stop size small and extra small only)
Brakes	Shimano MT500 hydraulic disc, 160/160mm RT54 rotors
Brake Levers	Shimano MT500 hydraulic disc
Saddle	Fabric Scoop Shallow Sport, steel rails
Seatpost	Cannondale 3, 6061 Alloy, 27.2 x 400mm
Sizes	SM, MD, LG, XL
Color 1	Highlighter (HLT)
Color 2	Cashmere (CAS)

Dave

Dave Dirt Jump

EMBARGO
MARCH 21



C29101U

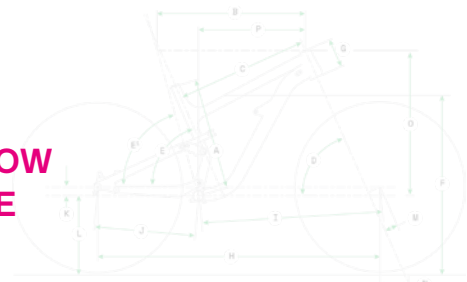
Frame	C3 Alloy, Threaded BB, Disc Brake Mount, Integrated 1-1/8"-1.5" Tapered Headtube, 3/8" Dropout w/ Integrated Chain Tensioners
Fork	Manitou Circus Expert, Air w/ Rebound Adjust, 100mm, 20mm Thru Axle, 1-1/8"-1-1/2" Tapered Steerer, Preload Adjust, Black Stanchions
Rims	Alloy, double wall, 32h
Hubs	(F) Formula 20x110mm Boost thru-axle / (R) Sealed bearing cassette, 3/8x17mm female bolt
Spokes	Stainless steel, 14g
Tires	Maxxis DTH 26 x 2.3"
Crank	Tubular Cr-Mo 3pc., 170mm Arms, Cold Forged CR-MO 22mm x 8T Spline Spindle, 28T
Bottom Bracket	BMX Euro Type w/ Solid Spindle
Chain	KMC HL1 Wide

Rear Cogs	Sunrace 13T
Handlebar	Cannondale 3 Riser, 6061 Alloy, 30mm rise, 8° sweep, 6° rise, 780mm
Grips	Fabric Funguy
Stem	Cannondale 3, 6061 Alloy, 31.8, 0°
Headset	Integrated Sealed Bearing, Tapered
Brakes	(R) Tektro mechanical disc, 160mm rotor
Brake Levers	Tektro 2 finger
Saddle	Fabric Magic Steel, steel rails
Seatpost	Cannondale 3, 6061 Alloy, 27.2 x 200mm
Sizes	One Size
Color 1	Stealth Grey (SGY)

Jekyll

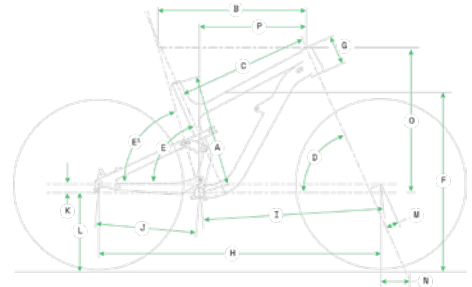
	SM	MD	LG	XL
A Seat Tube Length (cm)	340	44	48	52
B Top Tube Horizontal (cm)	57.3	60.6	63.9	67.1
C Top Tube Actual (cm)	51.0	54.3	57.9	61.7
D Head Tube Angle	66.0°	66.0°	66.0°	66.0°
E Seat Tube Angle	66.3°	66.3°	66.3°	66.3°
E ¹ Seat Tube Angle Effective	74.5°	74.5°	74.5°	74.5°
F Standover (cm)	72	75	78	81
G Head Tube Length (cm)	10.5	11.5	12.5	13.5
H Wheelbase (cm)	114.2	117.6	121	124.4
I Front Center (cm)	71.0	74.3	77.8	81.1
J Chain Stay Length (cm)	43.5	43.5	43.5	43.5
K Bottom Bracket Drop (cm)	3.8	3.8	3.8	3.8
L Bottom Bracket Height (cm)	33.9	33.9	33.9	33.9
M Fork Rake (cm)	5.1	5.1	5.1	5.1
N Trail (cm)	11.2	11.2	11.2	11.2

**GEOMETRY WILL FOLLOW
AS SOON AS AVAILABLE**



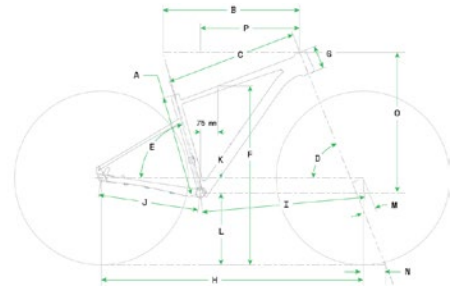
Habit

	SM	MD	LG	XL
A Seat Tube Length (cm)	340	44	48	52
B Top Tube Horizontal (cm)	57.3	60.6	63.9	67.1
C Top Tube Actual (cm)	51.0	54.3	57.9	61.7
D Head Tube Angle	66.0°	66.0°	66.0°	66.0°
E Seat Tube Angle	66.3°	66.3°	66.3°	66.3°
E ¹ Seat Tube Angle Effective	74.5°	74.5°	74.5°	74.5°
F Standover (cm)	72	75	77	78
G Head Tube Length (cm)	10.5	11.5	12.5	13.5
H Wheelbase (cm)	114.2	117.6	121	124.4
I Front Center (cm)	71.0	74.3	77.8	81.1
J Chain Stay Length (cm)	43.5	43.5	43.5	43.5
K Bottom Bracket Drop (cm)	3.8	3.8	3.8	3.8
L Bottom Bracket Height (cm)	33.9	33.9	33.9	33.9
M Fork Rake (cm)	5.1	5.1	5.1	5.1
N Trail (cm)	11.2	11.2	11.2	11.2
O Stack (cm)	60.7	61.6	62.5	63.4
P Reach (cm)	40.0	43.0	46.0	49.0



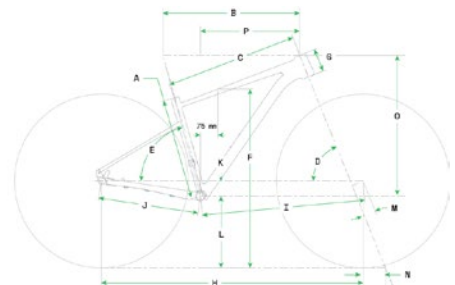
Trail SE

	SM(29")	MD(29")	LG(29")	XL(29")
A Seat Tube Length (cm)	39	44	47	52
B Top Tube Horizontal (cm)	56.4	59.3	62.4	65.1
C Top Tube Actual (cm)	55	57.4	59.8	62.5
D Head Tube Angle	67°	67°	67°	67°
E Seat Tube Angle Effective	74°	74°	74°	74°
F Standover (cm)	75	78.5	80.9	84.5
G Head Tube Length (cm)	9	10	11	12
H Wheelbase (cm)	109	112.3	115.2	118
I Front Center (cm)	67.2	70.5	73.5	76.2
J Chain Stay Length (cm)	43.5	43.5	43.5	43.5
K Bottom Bracket Drop (cm)	6.5	6.5	6.5	6.5
L Bottom Bracket Height (cm)	32	32	32	32
M Fork Rake (cm)	5.1	5.1	5.1	5.1
N Trail (cm)	10.3	10.3	10.3	10.3
O Stack (cm)	60.7	61.8	61.7	63.7
P Reach (cm)	38.4	41.4	44	46.5



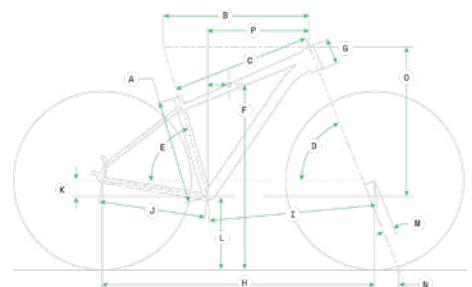
Trail SL

	XS(29")	SM(29")	MD(29")	LG(29")	XL(29")
A Seat Tube Length (cm)	36	39	44	47	52
B Top Tube Horizontal (cm)	53.7	56.1	59.3	62.1	64.8
C Top Tube Actual (cm)	53.3	55	57.4	59.8	62.5
D Head Tube Angle	68°	68°	68°	68°	68°
E Seat Tube Angle Effective	74.5°	74.5°	74.5°	74.5°	74.5°
F Standover (cm)	71.6	73.9	77.4	79.6	83.2
G Head Tube Length (cm)	9	9	10	11	12
H Wheelbase (cm)	106.4	109	112.3	115.2	118
I Front Center (cm)	63.7	66.3	69.6	72.5	75.3
J Chain Stay Length (cm)	43.5	43.5	43.5	43.5	43.5
K Bottom Bracket Drop (cm)	6.5	6.5	6.5	6.5	6.5
L Bottom Bracket Height (cm)	31.1	31.1	31.1	31.1	31.1
M Fork Rake (cm)	5.1	5.1	5.1	5.1	5.1
N Trail (cm)	9.7	9.7	9.7	9.7	9.7
O Stack (cm)	58.4	59.8	60.8	61.7	62.6
P Reach (cm)	36.9	38.9	41.9	44.4	46.9



Trail

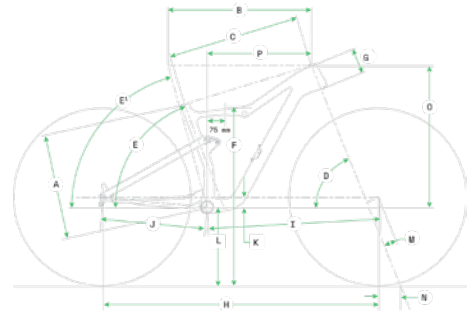
	XS(27.5")	SM(27.5")	MD(29")	LG(29")	XL(29")
A Seat Tube Length (cm)	34.5	40.0	44.0	48.0	52.0
B Top Tube Horizontal (cm)	54.5	58.5	61.0	63.5	66.0
C Top Tube Actual (cm)	52.3	56.1	58.7	60.9	63.4
D Head Tube Angle	68.0°	68.0°	68.5°	68.5°	68.5°
E Seat Tube Angle	73.5°	73.5°	73.5°	73.5°	73.5°
F Standover (cm)	71.0	74.6	79.5	82.0	85.0
G Head Tube Length (cm)	9.5	10.5	11.5	12.5	13.5
H Wheelbase (cm)	106.7	110.8	114.0	116.6	119.2
I Front Center (cm)	63.4	67.5	70.3	72.9	75.4
J Chain Stay Length (cm)	44.0	44.0	44.5	44.5	44.5
K Bottom Bracket Drop (cm)	6.0	6.0	6.5	6.5	6.5
L Bottom Bracket Height (cm)	30.4	30.4	30.8	30.8	30.8
M Fork Rake (cm)	4.2	4.2	5.1	5.1	5.1
N Trail (cm)	10.2	10.2	9.2	9.2	9.2
O Stack (cm)	60.7	61.6	62.4	63.3	64.3
P Reach (cm)	36.5	40.2	42.5	44.7	47.0



* Indicates same as previous

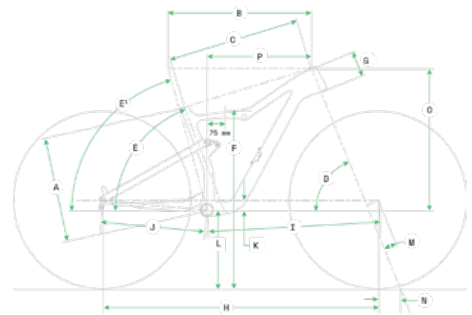
Scalpel Carbon

	SM	MD	LG	XL
A Seat Tube Length (cm)	43	44	48	52
B Top Tube Horizontal (cm)	57.6	59.9	62.2	64.4
C Top Tube Actual (cm)	53.1	55.3	57.7	60.3
D Head Tube Angle	68°	68°	68°	68°
E Seat Tube Angle	N/A	N/A	N/A	N/A
E ¹ Seat Tube Angle Effective	74.5°	74.5°	74.5°	74.5°
F Standover (cm)	74.3	74.5	74.5	74.8
G Head Tube Length (cm)	9.5	10.5	11.5	12.5
H Wheelbase (cm)	112.8	115.1	117.5	119.9
I Front Center (cm)	69.5	71.8	74.2	76.6
J Chain Stay Length (cm)	43.6	43.6	43.6	43.6
K Bottom Bracket Drop (cm)	4	4	4	4
L Bottom Bracket Height (cm)	33.1	33.1	33.1	33.1
M Fork Rake (cm)	5.5	5.5	5.5	5.5
N Trail (cm)	9	9	9	9
O Stack (cm)	58.2	59.1	60.1	61
P Reach (cm)	41.5	43.5	45.5	47.5



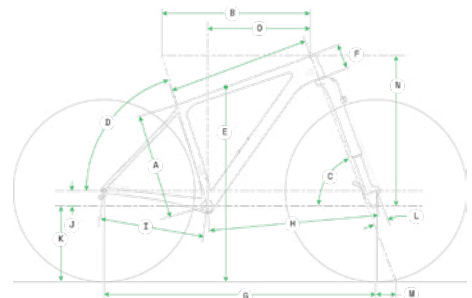
Scalpel SE

	SM	MD	LG	XL
A Seat Tube Length (cm)	43	44	48	52
B Top Tube Horizontal (cm)	58	60.2	62.5	64.8
C Top Tube Actual (cm)	53.1	55.3	57.7	60.3
D Head Tube Angle	67°	67°	67°	67°
E Seat Tube Angle	N/A	N/A	N/A	N/A
E ¹ Seat Tube Angle Effective	74°	74°	74°	74°
F Standover (cm)	75.5	75.7	75.8	76
G Head Tube Length (cm)	9.5	10.5	11.5	12.5
H Wheelbase (cm)	112.5	114.8	117.2	119.6
I Front Center (cm)	69	71.4	73.8	76.2
J Chain Stay Length (cm)	43.6	43.6	43.6	43.6
K Bottom Bracket Drop (cm)	3.2	3.2	3.3	3.3
L Bottom Bracket Height (cm)	34.4	34.4	34.4	34.4
M Fork Rake (cm)	4.4	4.4	4.4	4.4
N Trail (cm)	11.2	11.2	11.2	11.2
O Stack (cm)	59.2	60.2	61.1	62.1
P Reach (cm)	41	43	45	47



F-Si

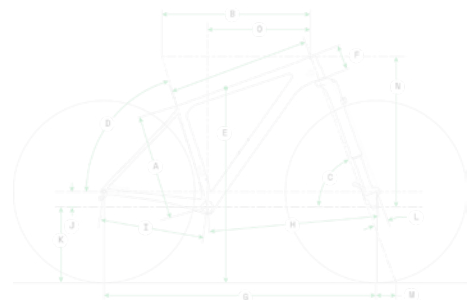
	SM (29")	MD (29")	LG (29")	XL (29")
A Seat Tube Length (cm)	38.0	43.0	48.0	53.0
B Top Tube Horizontal (cm)	58.3	60.6	62.9	65.3
C Head Tube Angle	69.0°	69.0°	69.0°	69.0°
D Seat Tube Angle Effective	73.1°	73.1°	73.1°	73.1°
E Standover (cm)	75.5	79.3	82.8	86.3
F Head Tube Length (cm)	9.0	10.1	11.3	12.6
G Wheelbase (cm)	108.6	111.0	113.4	115.9
H Front Center (cm)	66.7	69.1	71.4	73.9
I Chain Stay Length (cm)	42.7	42.7	42.7	42.7
J Bottom Bracket Drop (cm)	6.2	6.2	6.2	6.2
K Bottom Bracket Height (cm)	30.8	30.8	30.8	30.8
L Fork Rake (cm)	5.5	5.5	5.5	5.5
M Trail (cm)	8.2	8.2	8.2	8.2
N Stack (cm)	60.2	61.2	62.3	63.5
O Reach (cm)	40.0	42.0	44.0	46.0



Dave

	SM (29")	MD (29")	LG (29")	XL (29")
A Seat Tube Length (cm)	38.0	43.0	48.0	53.0
B Top Tube Horizontal (cm)	58.3	60.6	62.9	65.3
C Head Tube Angle	69.0°	69.0°	69.0°	69.0°
D Seat Tube Angle Effective	73.1°	73.1°	73.1°	73.1°
E Standover (cm)	75.5	79.3	82.8	86.3
F Head Tube Length (cm)	9.0	10.1	11.3	12.6
G Wheelbase (cm)	108.6	111.0	113.4	115.9
H Front Center (cm)	66.7	69.1	71.4	73.9
I Chain Stay Length (cm)	42.7	42.7	42.7	42.7
J Bottom Bracket Drop (cm)	6.2	6.2	6.2	6.2
K Bottom Bracket Height (cm)	30.8	30.8	30.8	30.8
L Fork Rake (cm)	5.5	5.5	5.5	5.5
M Trail (cm)	8.2	8.2	8.2	8.2
N Stack (cm)	60.2	61.2	62.3	63.5
O Reach (cm)	40.0	42.0	44.0	46.0

**GEOMETRY WILL FOLLOW
AS SOON AS AVAILABLE**





Active

URBAN
FITNESS

Adventure

EVERYDAY IS AN ADVENTURE

cannondale

Adventure EQ



RENDERING

EMBARGO

MAY 21

C32101U

Frame	All-New, SmartForm C3 Alloy, SAVE, low-step thru, tapered head tube, Straightshot hidden cable routing, disc brakes, rack/fender mounts
Fork	Suntour NEX-E25, 50mm travel, coil , custom crown
Rims	Cannondale Disc, double wall w/eyelet, 32h
Hubs	(F) Shimano HB-TX505, QR / (R) Shimano FH-TX507, QR
Spokes	Stainless steel, 14g
Tires	Kenda Kwick Seven.5, 27.5 x 2.20"
Pedals	Reinforced folding nylon pedals
Crank	Shimano Tourney, 46/30T
Bottom Bracket	Cartridge, square taper
Chain	KMC X8, 8-speed
Rear Cogs	Shimano, 11-34, 8-speed
Front Derailleur	Shimano Tourney, 31.8 clamp
Rear Derailleur	microSHIFT M26L

Shifters	microSHIFT, 8-speed
Handlebar	Cannondale Riser, 6061 Alloy, 60mm rise, 15° back, 685mm
Grips	Cannondale Dual-Density
Stem	90 degree rotateable, 31.8, 7°
Headset	Semi-Integrated, Tapered, 1-1/2"-1-1/8"
Brakes	Tektro M275 hydraulic disc, 160/160mm rotors
Brake Levers	Tektro hydraulic disc
Saddle	Cannondale Ergo Comfort
Seatpost	Suspension, 27.2 x 300mm
Sizes	SM, MD, LG
Color 1	Candy Red (CRD)
Color 2	Gry (GRY)
Extras	Alloy Fenders, Rear Rack, Spanninga Front and Rear Dynamo Lights, Kickstand

Adventure 1



RENDERING

EMBARGO

MAY 21

C32201U

Frame	All-New, SmartForm C3 Alloy, SAVE, low-step thru, tapered head tube, Straightshot hidden cable routing, disc brakes, rack/fender mounts
Fork	Suntour NEX-E25, 50mm travel, coil , custom crown
Rims	Cannondale Disc, double wall w/eyelet, 32h
Hubs	(F) Formula DC-1420, QR / (R) Formula DC-27A, QR
Spokes	Stainless steel, 14g
Tires	Kenda Kwick Seven.5, 27.5 x 2.20"
Pedals	Cannondale Comfort
Crank	Shimano Tourney, 46/30T
Bottom Bracket	Cartridge, square taper
Chain	KMC X8, 8-speed
Rear Cogs	Shimano, 11-34, 8-speed
Rear Derailleur	microSHIFT M26L

Shifters	microSHIFT, 8-speed
Handlebar	Cannondale Riser, 6061 Alloy, 60mm rise, 15° back, 685mm
Grips	Cannondale Dual-Density
Stem	Promax A-headset Adjustable, 31.8
Headset	Semi-Integrated, Tapered, 1-1/2"-1-1/8"
Brakes	Tektro M275 hydraulic disc, 160/160mm rotors
Brake Levers	Tektro hydraulic disc
Saddle	Cannondale Ergo Comfort
Seatpost	Suspension, 27.2 x 300mm
Sizes	SM, MD, LG
Color 1	Cool Mint (CMT)
Extras	Kickstand, dropout mounted

Adventure 2



RENDERING

EMBARGO

MAY 21

C32301U

Frame	All-New, SmartForm C3 Alloy, SAVE, low-step thru, tapered head tube, Straightshot hidden cable routing, disc brakes, rack/fender mounts
Fork	Suntour NEX-E25, 50mm travel, coil , custom crown
Rims	Cannondale Disc, double wall w/eyelet, 32h
Hubs	(F) Formula DC-1420, QR / (R) Formula DC-27A, QR
Spokes	Stainless steel, 14g
Tires	Kenda Kwick Seven.5, 27.5 × 2.20"
Pedals	Cannondale Comfort
Crank	Prowheel, 38T
Bottom Bracket	Cartridge, square taper
Chain	KMC Z7, 7-speed
Rear Cogs	Sunrace, 11-34, 7-speed
Rear Derailleur	microSHIFT M26S

Shifters	microSHIFT MS25, 7-speed
Handlebar	Cannondale Riser, 6061 Alloy, 60mm rise, 15° back, 685mm
Grips	Cannondale Dual-Density
Stem	6061 Alloy, 31.8, 8°
Headset	Semi-Integrated, Tapered, 1-1/2"-1-1/8"
Brakes	Tektro Mechanical Disc, 160/160mm rotors
Brake Levers	Tektro 4 finger
Saddle	Cannondale Ergo Comfort
Seatpost	Alloy, 27.2 × 350mm
Sizes	SM, MD, LG
Color 1	Abyss (ABB)
Extras	Kickstand

Bad Boy

URBAN LEGEND

Bad Boy 1



C33100M

Frame	Bad Boy OPI, SmartForm C1 Alloy, integrated Urban Armor bumper, BSA, 1-1/8" headtube, sliding dropout
Fork	Lefty LightPipe rigid, integrated SuperNova LED lightstrip, USB rechargeable battery, 1-1/8" steerer
Rims	Cannondale, double wall w/eyelets, 32h
Hubs	(F) Lefty 50 front (R) Shimano Alfine 8-speed internal rear
Spokes	Stainless Steel, 14g
Tires	WTB Byway, 650b x 40c
Pedals	Cannondale Urban Pedal
Crank	Gates S150, Gates Belt Drive CDX sprocket 46T
Bottom Bracket	Thun Zumba
Chain	Gates Carbon Drive, CDX Centertrack, 113T

Rear Cogs	Gates, CDX, 22T
Shifters	Shimano Alfine Rapidfire, 8-speed
Handlebar	Cannondale Riser, 6061 Alloy, 18mm rise, 8° back, 4° up, 680mm
Grips	Fabric Silicone Cell
Stem	Bad Boy Si, integrated sandwich stem, 65mm
Headset	FSA Cartridge Bearing
Brakes	Shimano MT400 hydro disc, 160/160mm RT26/RT30 rotors
Brake Levers	Shimano MT401 hydraulic disc
Saddle	Fabric Scoop Radius Elite, cro-mo rails
Seatpost	LightSkin w/ integrated rear LED light, 31.6, USB Rechargeable
Sizes	SM, MD, LG, XL
Color 1	Matte Black (BBQ)

Bad Boy 2



C33200M

Frame	SmartForm C2 Alloy, integrated Urban Armor bumper, BSA threaded BB, 1-1/8" headtube
Fork	Lefty LightPipe rigid, integrated SuperNova LED lightstrip, USB rechargeable battery, 1-1/8" steerer
Rims	Cannondale, double wall, 32h
Hubs	(F) Lefty 50 front (R) Formula DC-1422, QR
Spokes	Stainless Steel, 14g
Tires	WTB Byway, 650b x 40c
Pedals	Cannondale Urban Pedal
Crank	Shimano MT210, 46/30
Bottom Bracket	Cartridge, sealed
Chain	KMC Z9, 9-speed
Rear Cogs	Sunrace, 11-32, 9-speed
Front Derailleur	microSHIFT Dual Pull Compact

Rear Derailleur	microSHIFT Mezzo LT
Shifters	microSHIFT, 9-speed
Handlebar	Cannondale 3 Riser, 6061 Alloy, 18mm rise, 8° back, 4° up, 680mm
Grips	Cannondale Comfort
Stem	Bad Boy, 6061 alloy, 31.8, 60mm
Headset	Semi-Integrated
Brakes	Tektro M275 hydraulic disc, 160/160mm rotors
Brake Levers	Tektro hydraulic disc
Saddle	Cannondale Urban
Seatpost	LightSkin w/ integrated rear LED light, 31.6, USB Rechargeable
Sizes	SM, MD, LG, XL
Color 1	Matte Black (BBQ)

Bad Boy 3



C33300M

Frame	SmartForm C2 Alloy, integrated Urban Armor bumper, BSA threaded BB, 1-1/8" headtube
Fork	Lefty Rigid, 1-1/8" steerer
Rims	Cannondale, double wall, 32h
Hubs	(F) Lefty 50 front (R) Formula DC-1422 QR
Spokes	Stainless Steel, 14g
Tires	WTB Byway, 650b x 40c
Pedals	Cannondale Urban Pedal
Crank	Prowheel, 46-30
Bottom Bracket	Cartridge, sealed
Chain	KMC Z8, 8-speed
Rear Cogs	Shimano HG41, 11-31, 8-speed
Front Derailleur	microSHIFT Dual Pull Compact

Rear Derailleur	microSHIFT M26L
Shifters	microSHIFT, 8-speed
Handlebar	6061 double-butt, 25mm rise, 680mm
Grips	Cannondale Comfort
Stem	Bad Boy, 6061 alloy, 31.8, 60mm
Headset	Semi-Integrated
Brakes	Tektro M275 hydraulic disc, 160/160mm rotors
Brake Levers	Tektro hydraulic disc
Saddle	Cannondale Urban
Seatpost	Alloy, 31.6 x 350mm
Sizes	SM, MD, LG, XL
Color 1	Matte Black (BBQ)

Tesoro

PREPARED.

Tesoro 1



C35109M

Frame	SmartForm C2 Alloy, Headshok head tube, integrated rear rack
Fork	HeadShok Fatty DL50, 50mm, Isolated Damper Technology with lockout, OPI
Rims	DC3.0, double wall w/eyelet, 32-hole
Hubs	(F) Shimano DH-3D37-QR Dynamo / (R) Deore
Spokes	DT Swiss Champion
Tires	Schwalbe Marathon Supreme, 700 × 40c, RaceGuard
Pedals	Cannondale Urban Pedal
Crank	Shimano Deore 48/36/26T
Bottom Bracket	Shimano
Chain	KMC X10, 10-speed
Rear Cogs	Shimano HG500, 11-28, 10-speed
Front Derailleur	Shimano Deore
Rear Derailleur	Shimano XT

Shifters	Shimano Deore, 10-speed
Handlebar	Cannondale E-Series Alloy, backsweep
Grips	Cannondale Ergo Fitness Dual Density, Lock-On
Stem	Cannondale Adjustable
Headset	Integrated, 1-1/8 to 1.5", sealed angular contact bearings
Brakes	Shimano MT400 hydraulic disc, 160/160mm RT10 rotors
Brake Levers	Shimano MT400 hydraulic disc
Saddle	Selle Royal Ariel
Seatpost	Cannondale C4, Alloy, 31.6 × 300mm
Sizes	48, 52, 56, 60
Color 1	Black Pearl, Charcoal Grey and Graphite, reflective decal (BPL)
Extras	Front light – Busch & Muller Lumotec IQ-XS, Rear light – Hermans H-Trace, Fenders: Curana, Chain guard: Curana Bell, Si Kickstand, Plugs for QL3 Ortlieb Bags, Lock: Abus 5850 ring lock

Tesoro Mixte 1



C35109U

Frame	SmartForm C2 Alloy, Headshok head tube, integrated rear rack
Fork	HeadShok Fatty DL50, 50mm, Isolated Damper Technology with lockout, OPI
Rims	DC3.0, double wall w/eyelet, 32-hole
Hubs	(F) Shimano DH-3D37-QR Dynamo / (R) Deore
Spokes	DT Swiss Champion
Tires	Schwalbe Marathon Supreme, 700 × 40c, RaceGuard
Pedals	Cannondale Urban Pedal
Crank	Shimano Deore 48/36/26T
Bottom Bracket	Shimano
Chain	KMC X10, 10-speed
Rear Cogs	Shimano HG500, 11-28, 10-speed
Front Derailleur	Shimano Deore
Rear Derailleur	Shimano XT

Shifters	Shimano Deore, 10-speed
Handlebar	Cannondale E-Series Alloy, backsweep
Grips	Cannondale Ergo Fitness Dual Density, Lock-On
Stem	Cannondale Adjustable
Headset	Integrated, 1-1/8 to 1.5", sealed angular contact bearings
Brakes	Shimano MT400 hydraulic disc, 160/160mm RT10 rotors
Brake Levers	Shimano MT400 hydraulic disc
Saddle	Selle Royal Ariel
Seatpost	Cannondale C4, Alloy, 31.6 × 300mm
Sizes	48, 53, 55
Color 1	Black Pearl, Charcoal Grey and Graphite, reflective decal (BPL)
Extras	Front light – Busch & Muller Lumotec IQ-XS, Rear light – Hermans H-Trace, Fenders: Curana, Chain guard: Curana Bell, Si Kickstand, Plugs for QL3 Ortlieb Bags, Lock: Abus 5850 ring lock

Tesoro 2



C35209M

Frame	SmartForm C2 Alloy, 1.5" head tube, integrated rear rack
Fork	Fatty OPI Rigid 1.5"
Rims	DC3.0, double wall w/eyelet, 32-hole
Hubs	(F) Shimano Dynamo / (R) Shimano Deore
Spokes	DT Swiss Champion
Tires	Schwalbe Marathon Supreme, 700 × 40c, RaceGuard
Pedals	Cannondale Urban Platform
Crank	Shimano Deore 48/36/26T
Bottom Bracket	Shimano
Chain	KMC X10, 10-speed
Rear Cogs	Shimano HG500, 12-28, 10-speed
Front Derailleur	Shimano Deore
Rear Derailleur	SLX Shadow Plus SGS

Shifters	Shimano Deore, 10-speed
Handlebar	Cannondale Urban Trekking, 31.8mm
Grips	Cannondale Ergo Fitness Dual Density, Lock-on
Stem	Cannondale Adjustable OPI, 1.5"
Headset	Tange Si 1.5"
Brakes	Shimano MT200 hydraulic disc, 160/160mm RT10 rotors
Brake Levers	Shimano MT200 hydraulic disc
Saddle	Selle Royal Ariel
Seatpost	Cannondale C4, Alloy, 31.6 × 350mm
Sizes	48, 52, 56, 60
Color 1	Charcoal Gray, with Sage Gray- reflective decal (GRY)
Extras	Busch & Muller Lumotec Avy 40lux, Rear light – Hermanns H-Trace, Fenders: Curana, Chain guard: Curana Bell, Si Kickstand, Plugs for QL3 Ortlieb Bags, Lock: Abus 5850 ring lock

Tesoro Mixte 2



C35209U

Frame	SmartForm C2 Alloy, 1.5" head tube, integrated rear rack
Fork	Fatty OPI Rigid 1.5"
Rims	DC3.0, double wall w/eyelet, 32-hole
Hubs	(F) Shimano Dynamo / (R) Shimano Deore
Spokes	DT Swiss Champion
Tires	Schwalbe Marathon Supreme, 700 × 40c, RaceGuard
Pedals	Cannondale Urban Platform
Crank	Shimano Deore 48/36/26T
Bottom Bracket	Shimano
Chain	KMC X10, 10-speed
Rear Cogs	Shimano HG500, 12-28, 10-speed
Front Derailleur	Shimano Deore
Rear Derailleur	SLX Shadow Plus SGS
Shifters	Shimano Deore, 10-speed

Handlebar	Cannondale Urban Trekking, 31.8mm
Grips	Cannondale Ergo Fitness Dual Density, Lock-on
Stem	Cannondale Adjustable OPI, 1.5"
Headset	Tange Si 1.5"
Brakes	Tektro M275 hydraulic disc, 160/160mm rotors
Brake Levers	Shimano MT200 hydraulic disc
Saddle	Selle Royal Ariel
Seatpost	Cannondale C4, Alloy, 31.6 × 350mm
Sizes	48, 53, 55
Color 1	Meteor, with Graphite, reflective decal (MTG)
Extras	Busch & Muller Lumotec Avy 40lux, Rear light – Hermanns H-Trace, Fenders: Curana, Chain guard: Curana Bell, Si Kickstand, Plugs for QL3 Ortlieb Bags, Lock: Abus 5850 ring lock

Quick

QUICK AS YOU LIKE

cannondale

Quick 1



C31100M

Frame	SmartForm C3 Alloy, SAVE, tapered head tube, Straightshot hidden cable routing, flat mount disc, rack/fender mounts, 360° reflectivity
Fork	Full carbon, 12×100mm thru-axle, 1-1/4" to 1-1/8" tapered steerer, flat mount disc, fender mounts, 360° reflectivity
Rims	Cannondale Disc, double wall w/eyelet, 32h
Hubs	(F) Formula CRX-512, 12×100 (R) Formula CX-22, QR
Spokes	Stainless Steel, 14g
Tires	Schwalbe Lugano, 700 × 32c, K-Guard, reflective strip
Pedals	Cannondale Fitness Reinforced Composite
Crank	FSA Omega ME Alloy, 50/34
Bottom Bracket	FSA MegaExo
Chain	Shimano HG601, 11-speed
Rear Cogs	Shimano 105, 11-32, 11-speed

Front Derailleur	Shimano 105, 31.8 clamp
Rear Derailleur	Shimano 105 GS
Shifters	Shimano RS700 FB, 11-speed
Handlebar	Cannondale 3 Riser, 6061 Alloy, 18mm rise, 8° back, 4° up, 6mm
Grips	Cannondale Ergo Fitness Dual Density, Lock-on
Stem	Cannondale 3 with Intellimount, alloy, 31.8mm clamp
Headset	FSA Sealed Bearing, Integrated, 1-1/4"-1-1/8"
Brakes	Shimano MT201-UR300 hydro disc, 160mm RT56 rotors
Brake Levers	Shimano MT201
Saddle	Cannondale Fitness Ergo Double Density
Seatpost	Cannondale 3, 6061 Alloy, 27.2 × 350mm
Connectivity	Cannondale Wheel Sensor
Sizes	SM, MD, LG, XL, 2XL
Color 1	Black Pearl (BPL)

Quick 2



C31200M

Frame	SmartForm C3 Alloy, SAVE, tapered head tube, Straightshot hidden cable routing, flat mount disc, rack/fender mounts, 360° reflectivity
Fork	Full carbon, 12×100mm thru-axle, 1-1/4" to 1-1/8" tapered steerer, flat mount disc, fender mounts, 360° reflectivity
Rims	Cannondale Disc, double wall w/eyelet, 32h
Hubs	(F) Formula CRX-512, 12×100 (R) Alloy Disc Cassette QR, 28H
Spokes	Stainless Steel, 14g
Tires	Schwalbe Lugano, 700 × 32c, K-Guard, reflective strip
Pedals	Cannondale Fitness Reinforced Composite
Crank	FSA Tempo, 50/34
Bottom Bracket	Cartridge, square taper
Chain	KMC Z9, 9-speed
Rear Cogs	Shimano HG200, 11-34, 9-speed

Front Derailleur	Shimano Sora, 31.8 clamp
Rear Derailleur	Shimano Sora GS
Shifters	Shimano Sora, 9-speed
Handlebar	Cannondale 3 Riser, 6061 Alloy, 18mm rise, 8° back, 4° up, 6mm
Grips	Cannondale Ergo Fitness Dual Density, Lock-on
Stem	Cannondale 3 with Intellimount, alloy, 31.8mm clamp
Headset	FSA Sealed Bearing, Integrated, 1-1/4"-1-1/8"
Brakes	Tektro HD-R280 hydraulic disc, 160/140mm rotors
Brake Levers	Tektro hydraulic disc
Saddle	Cannondale Fitness Ergo Double Density
Seatpost	Cannondale 3, 6061 Alloy, 27.2 × 350mm
Connectivity	Cannondale Wheel Sensor
Sizes	SM, MD, LG, XL, 2XL
Color 1	Crush (CRU)

Quick 3



C31300M

Frame	SmartForm C3 Alloy, SAVE, tapered head tube, Straightshot hidden cable routing, flat mount disc, rack/fender mounts, 360° reflectivity
Fork	Full carbon, 12x100mm thru-axle, 1-1/4" to 1-1/8" tapered steerer, flat mount disc, fender mounts, 360° reflectivity
Rims	Cannondale Disc, double wall w/eyelet, 32h
Hubs	(F) Alloy, Sealed, 12x100 (R) Alloy, Sealed QR
Spokes	Stainless Steel, 14g
Tires	Schwalbe Spicer, 700 x 35c, K-Guard, reflective strip
Pedals	Cannondale Fitness Reinforced Composite
Crank	Prowheel, 48/32
Bottom Bracket	Cartridge, square taper
Chain	KMC Z9, 9-speed
Rear Cogs	Sunrace, 11-34, 9-speed
Front Derailleur	Shimano Acera, 31.8 clamp

Rear Derailleur	Shimano Alivio, Shadow SGS
Shifters	Shimano Altus, 9-speed
Handlebar	6061 Alloy Double-butted, 25mm rise, 8° sweep, 6° rise, 640mm
Grips	Cannondale Ergo Fitness Dual Density, Lock-On
Stem	Cannondale 3 with Intellimount, alloy, 31.8mm clamp
Headset	FSA Sealed Bearing, Integrated, 1-1/4"-1-1/8"
Brakes	Tektro HD-R280 hydro disc, 160/140mm rotors
Brake Levers	Tektro HD-R280 hydraulic disc
Saddle	Cannondale Fitness Ergo Double Density
Seatpost	6061 Alloy, 27.2 x 350mm
Connectivity	Cannondale Wheel Sensor
Sizes	SM, MD, LG, XL, 2XL
Color 1	Black Pearl (BPL)

Quick 3 Remixte



C31330F

Frame	Low-step, SmartForm C3 Alloy, SAVE, tapered head tube, Straightshot hidden cable routing, flat mount disc, rack/fender mounts, 360° reflectivity
Fork	Full carbon, 12x100mm thru-axle, 1-1/4" to 1-1/8" tapered steerer, flat mount disc, fender mounts, 360° reflectivity
Rims	Cannondale Disc, double wall, 32h
Hubs	(F) Formula CRX-512, 12x100 (R) Formula DC-1422 QR
Spokes	Stainless steel, 14g
Tires	Schwalbe Spicer, 700 x 35c, K-Guard, reflective strip
Pedals	Cannondale Fitness Reinforced Composite
Crank	Prowheel, 48/32
Bottom Bracket	Tange Cartridge, square taper
Chain	KMC Z9, 9-speed
Rear Cogs	Sunrace, 11-34, 9-speed
Front Derailleur	Shimano Acera, 31.8 clamp

Rear Derailleur	Shimano Alivio, Shadow SGS
Shifters	Shimano Altus, 9-speed
Handlebar	Cannondale Riser, 6061 Alloy, 18mm rise, 8° back, 4° up, 600mm
Grips	Cannondale Ergo Fitness Dual Density, Lock-on
Stem	Cannondale 3 with Intellimount, alloy, 31.8mm clamp
Headset	FSA Sealed Bearing, Integrated, 1-1/4"-1-1/8"
Brakes	Tektro hydraulic disc, 160/140mm rotors
Brake Levers	Tektro hydraulic disc
Saddle	Cannondale Fitness Women's Ergo Double Density
Seatpost	6061 Alloy, 27.2 x 350mm
Connectivity	Cannondale Wheel Sensor
Sizes	XS, SM, MD, LG
Color 1	Agave (AGV)

Quick 4



C31400M

Frame	SmartForm C3 Alloy, SAVE, tapered head tube, Straightshot hidden cable routing, flat mount disc, rack/fender mounts, 360° reflectivity
Fork	Chromoly, 1-1/8" steerer, flat mount disc, fender mounts, 360° reflectivity
Rims	Cannondale Disc, double wall w/eyelet, 32h
Hubs	(F) Sealed Alloy Disc, QR (R) Sealed Alloy Disc, QR
Spokes	Stainless steel, 14g
Tires	Schwalbe Spicer, 700 × 35c, K-Guard, reflective strip
Pedals	Cannondale Fitness
Crank	Prowheel, 38T
Bottom Bracket	Cartridge, square taper
Chain	KMC Z9, 9-speed
Rear Cogs	microSHIFT, 11-42, 9-speed

Rear Derailleur	microSHIFT Advent
Shifters	microSHIFT Advent, 9-speed
Handlebar	6061 double-butt, 25mm rise, 8° sweep, 6° rise, 640mm
Grips	Cannondale Ergo Fitness Dual Density, Lock-On
Stem	Cannondale 3 with Intellimount, alloy, 31.8mm clamp
Headset	FSA Sealed Bearing, Integrated, 1-1/8"
Brakes	Tektro hydro disc, 160/160mm rotor
Brake Levers	Tektro hydraulic disc
Saddle	Cannondale Fitness Ergo Double Density
Seatpost	6061 Alloy, 27.2 × 350mm
Connectivity	Cannondale Wheel Sensor
Sizes	SM, MD, LG, XL, 2XL
Color 1	Graphite (GRA)

Quick 5



C31500M

Frame	SmartForm C3 Alloy, SAVE, tapered head tube, Straightshot hidden cable routing, flat mount disc, rack/fender mounts, 360° reflectivity
Fork	Chromoly, 1-1/8" steerer, OutFront offset, flat mount disc, mid-blade mounts
Rims	Cannondale Disc, double wall w/eyelet, 32h
Hubs	(F) Shimano HB-TX505, QR / (R) Shimano FH-TY505, QR
Spokes	Stainless Steel, 14g
Tires	Schwalbe Spicer, 700 × 35c, K-Guard, reflective strip
Pedals	Cannondale Fitness
Crank	Shimano Tourney, 46/30
Bottom Bracket	Cartridge, square taper
Chain	KMC Z7, 7-speed
Rear Cogs	Shimano HG200, 12-32, 7-speed

Front Derailleur	Shimano Tourney, 31.8 clamp
Rear Derailleur	Shimano Tourney
Shifters	Shimano M315 Rapidfire Plus, 2x7
Handlebar	6061 Alloy Double-butt, 25mm rise, 8° sweep, 6° rise, 640mm
Grips	Cannondale Ergo Fitness Dual Density, Lock-On
Stem	6061 Alloy, 31.8, 8°
Headset	FSA Sealed Bearing, Integrated, 1-1/4"-1-1/8"
Brakes	Promax mechanical disc, 160/160mm rotors
Brake Levers	Promax BL42
Saddle	Cannondale Fitness Ergo Double Density
Seatpost	6061 Alloy, 27.2 × 350mm
Connectivity	Cannondale Wheel Sensor
Sizes	SM, MD, LG, XL, 2XL
Color 1	Acid Red (ARD)

Quick 5 Remixte



C31530F

Frame	Low-step, SmartForm C3 Alloy, SAVE, tapered head tube, Straightshot hidden cable routing, flat mount disc, rack/fender mounts, 360° reflectivity
Fork	Chromoly, 1-1/8" steerer, flat mount disc, fender mounts, 360° reflectivity
Rims	Cannondale Disc, double wall w/eyelet, 32h
Hubs	(F) Sealed Alloy Disc, QR (R) Formula QR
Spokes	Stainless steel, 14g
Tires	Schwalbe Spicer, 700 × 35c, K-Guard
Pedals	Cannondale Fitness
Crank	Shimano Tourney, 46/30
Bottom Bracket	Cartridge, square taper
Chain	KMC Z51, 7-speed
Rear Cogs	Shimano HG200, 12-32, 7-speed

Front Derailleur	Shimano Tourney, 31.8 clamp
Rear Derailleur	Shimano Tourney TX
Shifters	Shimano M315 Rapidfire Plus, 2x7
Handlebar	6061 double-butt, 25mm rise, 8° sweep, 6° rise, 600mm
Grips	Cannondale Ergo Fitness Dual Density, Lock-On
Stem	6061 Alloy, 31.8, 8°
Headset	FSA Sealed Bearing, Integrated, 1-1/4"-1-1/8"
Brakes	Promax mechanical disc, 160/160mm rotors
Brake Levers	Promax BL42
Saddle	Cannondale Fitness Women's Ergo Double Density
Seatpost	6061 Alloy, 27.2 × 350mm
Connectivity	Cannondale Wheel Sensor
Sizes	XS, SM, MD, LG
Color 1	Graphite (GRA)

Quick CX

ALL WAYS, ALL DAYS.

Quick CX 3



C31351M

Frame	All-New, SmartForm C3 Alloy, SAVE, tapered head tube, Straightshot hidden cable routing, flat mount disc, rack/fender mounts, 360° reflectivity
Fork	Suntour NEX-E25, 63mm, coil, lockout, custom crown
Rims	Cannondale Disc, double wall w/eyelet, 32h
Hubs	(F) Shimano HB-TX505 / (R) Shimano FH-TX505
Spokes	Stainless Steel, 14g
Tires	Vittoria Terreno Dry, 700 × 40, reflective strip
Pedals	Cannondale Platform
Crank	Shimano Tourney, 46/30
Bottom Bracket	Cartridge, square taper
Chain	KMC X8, 8-speed
Rear Cogs	Sunrace, 11-34, 8-speed
Front Derailleur	microSHIFT Dual Pull Compact
Rear Derailleur	microSHIFT M26L

Shifters	microSHIFT, 8-speed
Handlebar	Cannondale Riser, 6061 Alloy, 25mm rise, 8° sweep, 6° rise, 700mm
Grips	Cannondale Dual-Density
Stem	Cannondale 3 with Intellimount, alloy, 31.8mm clamp
Headset	Semi Integrated, Tapered
Brakes	Tektro HD-T275-HDR280, 160/160mm
Brake Levers	Tektro HD-T275-HDR280 hydro disc
Saddle	Cannondale Fitness Ergo Double Density
Seatpost	6061 Alloy, 27.2 × 350mm
Connectivity	Cannondale Wheel Sensor
Sizes	SM, MD, LG, XL, 2XL
Color 1	Slate Gray (SLT)

Quick CX 4



C31451M

Frame	All-New, SmartForm C3 Alloy, SAVE, tapered head tube, Straightshot hidden cable routing, flat mount disc, rack/fender mounts, 360° reflectivity
Fork	Suntour NEX-E25, 63mm, coil, custom crown
Rims	Cannondale Disc, double wall w/ eyelet, 32h
Hubs	(F) Modus JA159 / (R) Modus JA159R
Spokes	Stainless Steel, 14g
Tires	Vittoria Terreno Dry, 700 × 40, reflective strip
Pedals	Cannondale Platform
Crank	Prowheel, 48/38/28
Bottom Bracket	Cartridge, square taper
Chain	KMC Z7, 7-speed
Rear Cogs	Sunrace, 14-34, 7-speed
Front Derailleur	microSHIFT Dual Pull Compact

Rear Derailleur	microSHIFT M21L
Shifters	Shimano Tourney, 7-speed
Handlebar	Cannondale Riser, 6061 Alloy, 25mm rise, 8° sweep, 6° rise, 700mm
Grips	Cannondale Dual-Density
Stem	6061 Alloy, 31.8, 8°
Headset	Semi Integrated, Tapered
Brakes	Promax mechanical disc, 160/160mm rotors
Brake Levers	Shimano ST-EF41
Saddle	Cannondale Fitness Ergo Double Density
Seatpost	6061 Alloy, 27.2 × 350mm
Sizes	SM, MD, LG, XL, 2XL
Color 1	Black (BLK)

Quick CX EQ



C31171M

Frame	All-New, SmartForm C3 Alloy, SAVE, tapered head tube, Straightshot hidden cable routing, flat mount disc, rack/fender mounts, 360° reflectivity
Fork	Suntour NEX-E25, 63mm travel, coil, lockout, custom crown
Rims	Cannondale Disc, double wall w/eyelet, 32h
Hubs	(F) Shimano Dynamo DH-3D37 / (R) Shimano FH-TX505
Spokes	Stainless steel, 14g
Tires	Schwalbe Road Crusier, 700 × 32c, reflective strip
Pedals	Reinforced folding nylon pedals
Crank	Shimano Tourney, 46/30T
Bottom Bracket	Cartridge, square taper
Chain	KMC X8, 8-speed
Rear Cogs	Sunrace, 11-34, 8-speed
Rear Derailleur	Shimano Alivio, Shadow SGS
Shifters	Shimano ST-EF505, 8-speed

Handlebar	Cannondale Riser, 6061 Alloy, 25mm rise, 8° sweep, 6° rise, 700mm
Grips	Cannondale Dual-Density
Stem	90 degree rotateable, 31.8, 7°
Headset	Semi-Integrated, Tapered, 1-1/2"-1-1/8"
Brakes	(F) Tektro HD-T275 hydraulic disc, 160mm rotor / (R) Tektro HD-R280 hydraulic disc, 160mm rotor
Brake Levers	Tektro hydraulic disc
Saddle	Cannondale Fitness Ergo Double Density
Seatpost	Alloy, 27.2 × 350mm
Sizes	SM, MD, LG, XL, 2XL
Color 1	Abyss (ABB)
Extras	Alloy Fenders, Rear Rack, Spanninga Front and Rear Dynamo Lights, Kickstand

Treadwell

DAY IN, DAY OUT

Treadwell EQ



C37151M

Frame	SmartForm C3 Alloy, Ride-Easy low-standover geometry, Straightshot hidden cable routing, Urban Armor frame bumpers, flat mount disc, rack/fender mounts
Fork	SmartForm C3 Alloy blades, 1-1/8" steerer, OutFront offset, flat mount disc, mid-blade rack/fender mounts
Rims	Cannondale, double wall, 32h
Hubs	Sealed Alloy Disc, 5mm Hex Security QR
Spokes	Stainless Steel, 14g
Tires	Maxxis DTR-1, 650b x 47c
Pedals	Cannondale Comfort
Crank	Prowheel, 38T
Bottom Bracket	Cartridge, square taper
Chain	KMC X9, 9-speed
Rear Cogs	Shimano HG200, 11-36, 9-speed
Rear Derailleur	Shimano Altus

Shifters	Shimano Altus, 9-speed
Handlebar	Cannondale Cruise Control riser, 6061 alloy, 31.8mm, 15° back, 740mm
Grips	Cannondale Comfort
Stem	Cannondale 3 with Intellimount, alloy, 31.8mm clamp
Headset	Semi-Integrated
Brakes	Tektro HD-R280 hydraulic disc, 160/140mm rotors
Brake Levers	Tektro HD-R280 hydraulic disc
Saddle	Cannondale Treadwell, 170mm, steel rails
Seatpost	6061 Alloy, 31.6 x 350mm
Connectivity	Cannondale Wheel Sensor
Sizes	SM, MD, LG
Color 1	Alpine (ALP)
Extras	Front Rack, Alloy Fenders, Kickstand

Treadwell EQ Remixte



C37151U

Frame	Low-step, SmartForm C3 Alloy, Low-step Ride-Easy geometry, Straightshot hidden cable routing, Urban Armor frame bumpers, flat mount disc, rack/fender mounts
Fork	SmartForm C3 Alloy blades, 1-1/8" steerer, OutFront offset, flat mount disc, mid-blade rack/fender mounts
Rims	Cannondale, double wall, 32h
Hubs	Sealed Alloy Disc, 5mm Hex Security QR
Spokes	Stainless Steel, 14g
Tires	Maxxis DTR-1, 650b x 47c
Pedals	Cannondale Comfort
Crank	Prowheel, 38T
Bottom Bracket	Cartridge, square taper
Chain	KMC X9, 9-speed
Rear Cogs	Shimano HG200, 11-36, 9-speed
Rear Derailleur	Shimano Altus

Shifters	Shimano Altus, 9-speed
Handlebar	Cannondale Cruise Control riser, 6061 alloy, 31.8mm, 15° back, 740mm
Grips	Cannondale Comfort
Stem	Cannondale 3 with Intellimount, alloy, 31.8mm clamp
Headset	Semi-Integrated
Brakes	Tektro HD-R280 hydraulic disc, 160/160mm rotors
Brake Levers	Tektro HD-R280 hydraulic disc
Saddle	Cannondale Treadwell, 170mm, steel rails
Seatpost	6061 Alloy, 31.6 x 350mm
Connectivity	Cannondale Wheel Sensor
Sizes	SM, LG
Color 1	Alpine (ALP)
Extras	Front Rack, Alloy Fenders, Kickstand

Treadwell EQ DLX



RENDERING

C37131M

Frame	SmartForm C3 Alloy, Ride-Easy low-standover geometry, Straightshot hidden cable routing, Urban Armor frame bumpers, flat mount disc, rack/fender mounts
Fork	SmartForm C3 Alloy blades, 1-1/8" steerer, OutFront offset, flat mount disc, mid-blade mounts
Rims	Cannondale Disc, double wall w/eyelet, 32h
Hubs	(F) Shimano Dynamo DH-3D37 / (R) Sealed Alloy Disc, 5mm Hex Security QR
Spokes	Stainless steel, 14g
Tires	Maxxis DTR-1, 650b x 47c
Pedals	Cannondale Comfort
Crank	Prowheel, 38T
Bottom Bracket	Cartridge, square taper
Chain	KMC X9, 9-speed
Rear Cogs	Sunrace, 11-36, 9-speed
Rear Derailleur	Shimano Altus

Shifters	Shimano Altus, 9-speed
Handlebar	Cannondale Cruise Control riser, 6061 alloy, 31.8mm, 15° back, 740mm
Grips	Cannondale Comfort
Stem	Cannondale 3 with Intellimount, Alloy, 31.8, 6°
Headset	Semi-Integrated, 1-1/8"
Brakes	Tektro HD-R280 hydraulic disc, 160/140mm rotors
Brake Levers	Tektro hydraulic disc
Saddle	Cannondale Treadwell, 170mm, steel rails
Seatpost	Alloy, 31.6 x 350mm
Connectivity	Cannondale Wheel Sensor
Sizes	SM, MD, LG
Color 1	Black Magic (BKM)
Extras	Alloy Fenders, Front and Rear Rack, Kickstand, Spanninga Front and Rear Dynamo Lights

Treadwell EQ DLX Remixte



RENDERING

C37131U

Frame	SmartForm C3 Alloy, step-thru Ride-Easy geometry, Straightshot hidden cable routing, Urban Armor frame bumpers, flat mount disc, rack/fender mounts
Fork	SmartForm C3 Alloy blades, 1-1/8" steerer, OutFront offset, flat mount disc, mid-blade mounts
Rims	Cannondale Disc, double wall w/eyelet, 32h
Hubs	(F) Shimano Dynamo DH-3D37 / (R) Sealed Alloy Disc, 5mm Hex Security QR
Spokes	Stainless steel, 14g
Tires	Maxxis DTR-1, 650b x 47c
Pedals	Cannondale Comfort
Crank	Prowheel, 38T
Bottom Bracket	Cartridge, square taper
Chain	KMC X9, 9-speed
Rear Cogs	Sunrace, 11-36, 9-speed
Rear Derailleur	Shimano Altus

Shifters	Shimano Altus, 9-speed
Handlebar	Cannondale Cruise Control riser, 6061 alloy, 31.8mm, 15° back, 740mm
Grips	Cannondale Comfort
Stem	Cannondale 3 with Intellimount, Alloy, 31.8, 6°
Headset	Semi-Integrated, 1-1/8"
Brakes	Tektro HD-R280 hydraulic disc, 160/140mm rotors
Brake Levers	Tektro hydraulic disc
Saddle	Cannondale Treadwell, 170mm, steel rails
Seatpost	Alloy, 31.6 x 350mm
Connectivity	Cannondale Wheel Sensor
Sizes	SM, LG
Color 1	Black Magic (BKM)
Extras	Alloy Fenders, Front and Rear Rack, Kickstand, Spanninga Front and Rear Dynamo Lights

Treadwell 2 Ltd



C37201M

Frame	SmartForm C3 Alloy, Ride-Easy low-standover geometry, Straightshot hidden cable routing, Urban Armor frame bumpers, flat mount disc, rack/fender mounts
Fork	SmartForm C3 Alloy blades, 1-1/8" steerer, OutFront offset, flat mount disc, mid-blade rack/fender mounts
Rims	Cannondale, double wall, 32h
Hubs	(F) Sealed Alloy Disc, 5mm Hex Security QR (R) Sealed Alloy Disc, 5mm Hex Security QR
Spokes	Stainless Steel, 14g
Tires	Maxxis DTR-1, 650b x 47c
Pedals	Cannondale Comfort
Crank	Prowheel, 38T
Bottom Bracket	Cartridge, square taper
Chain	KMC X9, 9-speed
Rear Cogs	microSHIFT, 11-42, 9-speed

Rear Derailleur	microSHIFT Advent
Shifters	microSHIFT Advent, 9-speed
Handlebar	Cannondale Cruise Control riser, 6061 alloy, 31.8mm, 15° back, 740mm
Grips	Cannondale Comfort
Stem	Cannondale 3 with Intellimount, alloy, 31.8mm clamp
Headset	Semi-Integrated
Brakes	Tektro HD-R28 hydraulic disc, 160/140mm rotors
Brake Levers	Tektro HD-R280 hydraulic disc
Saddle	Cannondale Treadwell, 170mm, steel rails
Seatpost	6061 Alloy, 31.6 x 350mm
Connectivity	Cannondale Wheel Sensor
Sizes	SM, MD, LG
Color 1	Raw (RAW)

Treadwell 2 Remixte Ltd



C37201U

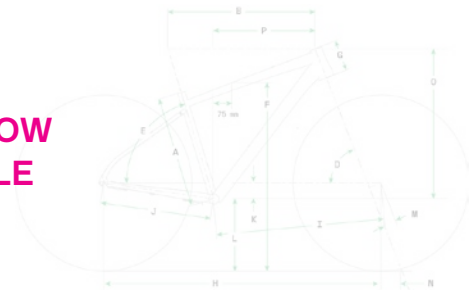
Frame	Low-step, SmartForm C3 Alloy, Low-step Ride-Easy geometry, Straightshot hidden cable routing, Urban Armor frame bumpers, flat mount disc, rack/fender mounts
Fork	SmartForm C3 Alloy blades, 1-1/8" steerer, OutFront offset, flat mount disc, mid-blade rack/fender mounts
Rims	Cannondale, double wall, 32h
Hubs	(F) Sealed Alloy Disc, 5mm Hex Security QR (R) Sealed Alloy Disc, 5mm Hex Security QR
Spokes	Stainless Steel, 14g
Tires	Maxxis DTR-1, 650b x 47c
Pedals	Cannondale Comfort
Crank	Prowheel, 38T
Bottom Bracket	Cartridge, square taper
Chain	KMC X9, 9-speed
Rear Cogs	microSHIFT, 11-42, 9-speed

Rear Derailleur	microSHIFT Advent
Shifters	microSHIFT Advent, 9-speed
Handlebar	Cannondale Cruise Control riser, 6061 alloy, 31.8mm, 15° back, 740mm
Grips	Cannondale Comfort
Stem	Cannondale 3 with Intellimount, alloy, 31.8mm clamp
Headset	Semi-Integrated
Brakes	Tektro HD-R280 hydraulic disc, 160/140mm rotors
Brake Levers	Tektro HD-R280 hydraulic disc
Saddle	Cannondale Treadwell, 170mm, steel rails
Seatpost	6061 Alloy, 31.6 x 350mm
Connectivity	Cannondale Wheel Sensor
Sizes	SM, LG
Color 1	Raw (RAW)

Adventure

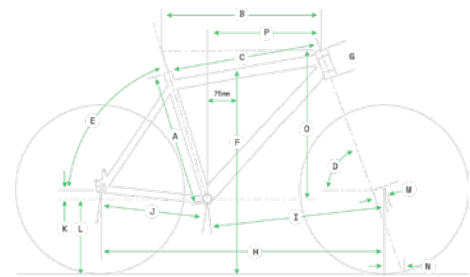
	SM (29")	MD (29")	LG (29")	XL (29")
A Seat Tube Length (cm)	38.0	43.0	48.0	53.0
B Top Tube Horizontal (cm)	58.3	60.6	62.9	65.3
C Head Tube Angle	69.0°	69.0°	69.0°	69.0°
D Seat Tube Angle Effective	73.1°	73.1°	73.1°	73.1°
E Standover (cm)	75.5	79.3	82.8	86.3
F Head Tube Length (cm)	9.0	10.1	11.2	12.3
G Wheelbase (cm)	108.6	111.0	113.4	115.9
H Front Center (cm)	66.7	69.1	71.5	73.9
I Chain Stay Length (cm)	42.7	42.7	42.7	42.7
J Bottom Bracket Drop (cm)	6.2	6.2	6.2	6.2
K Bottom Bracket Height (cm)	30.8	30.8	30.8	30.8
L Fork Rake (cm)	5.5	5.5	5.5	5.5
M Trail (cm)	8.2	8.2	8.2	8.2
N Stack (cm)	60.2	61.2	62.3	63.5
O Reach (cm)	40.0	42.0	44.0	46.0

**GEOMETRY WILL FOLLOW
AS SOON AS AVAILABLE**



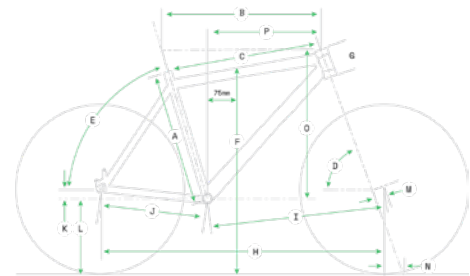
Bad Boy

	SM	MD	LG	XL
A Seat Tube Length (cm)	45.0	49.0	52.5	55.0
B Top Tube Horizontal (cm)	56.0	59.2	61.8	65.0
C Top Tube Actual (cm)	NA	NA	NA	NA
D Head Tube Angle	70°	70°	70°	70°
E Seat Tube Angle	73.5°	73.5°	73.5°	73.5°
F Standover (cm)	76.2	79.2	83.3	85.8
G Head Tube Length (cm)	16.0	16.0	18.0	18.0
H Wheelbase (cm)	103.6	107.0	109.9	113.3
I Front Center (cm)	60.6	64.0	66.9	70.3
J Chain Stay Length (cm)	43.5	43.5	43.5	43.5
K Bottom Bracket Drop (cm)	5.3	5.3	5.3	5.3
L Bottom Bracket Height (cm)	28.0	28.0	28.0	28.0
M Fork Rake (cm)	2.2	2.2	2.2	2.2
N Trail (cm)	9.9	9.9	9.9	9.9
O Stack (cm)	58.9	61.8	66.0	68.8
P Reach (cm)	38.6	40.9	42.3	44.6



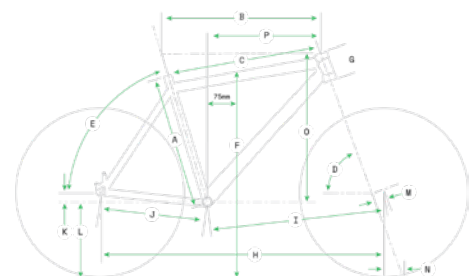
Tesoro

	48	52	56	60
A Seat Tube Length (cm)	48	52	56	60
B Top Tube Horizontal (cm)	54.0	55.0	56.5	58.0
C Top Tube Actual (cm)	N/A	N/A	N/A	N/A
D Head Tube Angle	68°	69°	70°	70.5°
E Seat Tube Angle	74°	73.5°	73°	73°
F Standover (cm)	75.3	77.6	80	82.4
G Head Tube Length (cm)	15	16	17	18
H Wheelbase (cm)	104.2	105.3	105.8	108.3
I Front Center (cm)	60.7	61.6	62.1	63.3
J Chain Stay Length (cm)	45	45	45	45
K Bottom Bracket Drop (cm)	6.7	6.7	6.7	6.7
L Bottom Bracket Height (cm)	28	28	28	28
M Fork Rake (cm)	4.5	4.5	4.5	4.5
N Trail (cm)	8.5	8.5	7.8	7.5
O Stack (cm)				
P Reach (cm)				



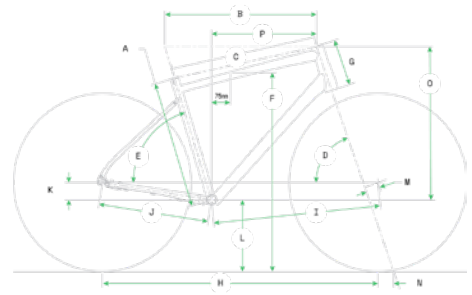
Tesoro Mixte

	48	53	55
A Seat Tube Length (cm)	48	53	55
B Top Tube Horizontal (cm)	54.5	56	58
C Top Tube Actual (cm)	N/A	N/A	N/A
D Head Tube Angle	69°	70°	71°
E Seat Tube Angle	74°	73.5°	73°
F Standover (cm)	67.7	69.7	69.9
G Head Tube Length (cm)	15	16	17
H Wheelbase (cm)	106.8	106.8	107.3
I Front Center (cm)	61.6	62.2	62.8
J Chain Stay Length (cm)	45	45	45
K Bottom Bracket Drop (cm)	6.7	6.7	6.7
L Bottom Bracket Height (cm)	28	28	28
M Fork Rake (cm)	4.5	4.5	4.5
N Trail (cm)	8.5	7.8	7.2
O Stack (cm)			
P Reach (cm)			



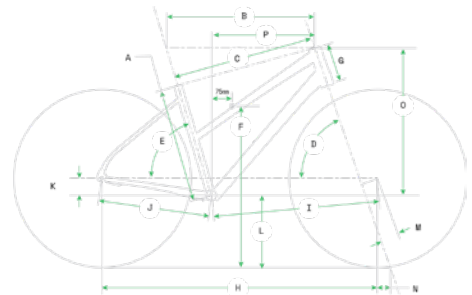
Quick

	SM	MD	LG	XL	2XL
A Seat Tube Length (cm)	40.0	45.0	50.0	55.0	60.0
B Top Tube Horizontal (cm)	56.7	58.3	59.8	61.3	62.8
C Top Tube Actual (cm)	NA	NA	NA	NA	NA
D Head Tube Angle	71.0°	71.0°	71.0°	71.0°	71.0°
E Seat Tube Angle	73.0°	73.0°	73.0°	73.0°	73.0°
F Standover (cm)	69.9	74.1	78.2	82.2	86.2
G Head Tube Length (cm)	13.3	15.8	18.4	20.9	23.4
H Wheelbase (cm)	105.3	106.9	108.6	110.2	111.8
I Front Center (cm)	62.7	64.3	66.0	67.6	69.2
J Chain Stay Length (cm)	43.5	43.5	43.5	43.5	43.5
K Bottom Bracket Drop (cm)	6.8	6.8	6.8	6.8	6.8
L Bottom Bracket Height (cm)	28.2	28.2	28.2	28.2	28.2
M Fork Rake (cm)	5.5	5.5	5.5	5.5	5.5
N Trail (cm)	6.2	6.2	6.2	6.2	6.2
O Stack (cm)	55.4	57.8	60.2	62.6	65.0
P Reach (cm)	39.8	40.6	41.4	42.2	43.0



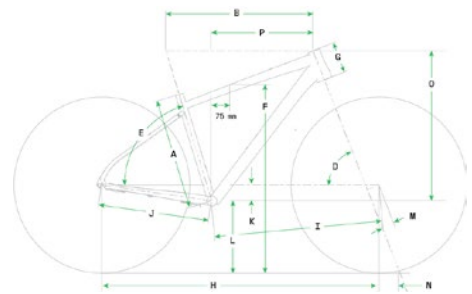
Quick Remixte

	XS	SM	MD	LG
A Seat Tube Length (cm)	35.0	40.0	45.0	50.0
B Top Tube Horizontal (cm)	55.2	56.7	58.3	59.8
C Top Tube Actual (cm)	NA	NA	NA	NA
D Head Tube Angle	70.0°	71.0°	71.0°	71.0°
E Seat Tube Angle Effective	73.0°	73.0°	73.0°	73.0°
F Standover (cm)	61.0	61.5	62.1	62.6
G Head Tube Length (cm)	11.2	13.3	15.8	18.4
H Wheelbase (cm)	104.6	105.3	107.0	108.6
I Front Center (cm)	62.0	62.7	64.4	66.0
J Chain Stay Length (cm)	43.5	43.5	43.5	43.5
K Bottom Bracket Drop (cm)	6.8	6.8	6.8	6.8
L Bottom Bracket Height (cm)	28.2	28.2	28.2	28.2
M Fork Rake (cm)	5.5	5.5	5.5	5.5
N Trail (cm)	6.9	6.2	6.2	6.2
O Stack (cm)	53	55.4	57.8	60.2
P Reach (cm)	39.0	39.8	40.6	41.4



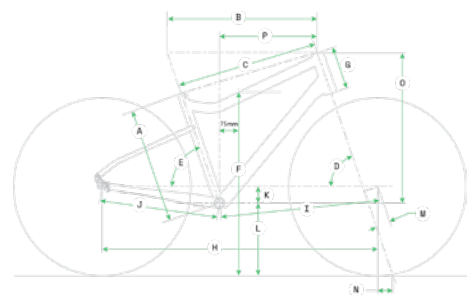
Quick CX

	SM	MD	LG	XL	2XL
A Seat Tube Length (cm)	40.0	45.0	50.0	55.0	60.0
B Top Tube Horizontal (cm)	58.2	59.7	61.2	62.8	64.3
C Top Tube Actual (cm)	55.9	57.1	58.6	60.4	62.3
D Head Tube Angle	69.0	69.0	69.0	69.0	69.0
E Seat Tube Angle Effective	73.0	73.0	73.0	73.0	73.0
F Standover (cm)	72.5	76.4	80.2	84.0	87.6
G Head Tube Length (cm)	10.8	12.6	14.3	16.2	18.0
H Wheelbase (cm)	110.8	112.4	114.1	115.8	117.4
I Front Center (cm)	66.6	68.2	69.8	71.5	73.2
J Chain Stay Length (cm)	45.0	45.0	45.0	45.0	45.0
K Bottom Bracket Drop (cm)	6.4	6.4	6.4	6.4	6.4
L Bottom Bracket Height (cm)	29.3	29.3	29.3	29.3	29.3
M Fork Rake (cm)	5.5	5.5	5.5	5.5	5.5
N Trail (cm)	7.8	7.8	7.8	7.8	7.8
O Stack (cm)	59.0	60.7	62.3	64.0	65.7
P Reach (cm)	40.2	41.2	42.2	43.2	44.2



Treadwell

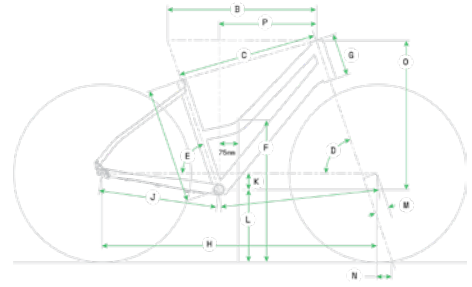
	SM	MD	LG
A Seat Tube Length (cm)	38.7	45.0	51.3
B Top Tube Horizontal (cm)	55.7	57.9	60.0
C Top Tube Actual (cm)	NA	NA	NA
D Head Tube Angle	70.5°	71.0°	71.0°
E Seat Tube Angle	71.0°	71.0°	71.0°
F Standover (cm)	66.5	70.9	74.7
G Head Tube Length (cm)	13.5	16.5	19.6
H Wheelbase (cm)	105.9	107.6	109.7
I Front Center (cm)	60.1	61.8	63.9
J Chain Stay Length (cm)	46.0	46.0	46.0
K Bottom Bracket Drop (cm)	6.4	6.4	6.4
L Bottom Bracket Height (cm)	28.0	28.0	28.0
M Fork Rake (cm)	5.5	5.5	5.5
N Trail (cm)	6.3	6.0	6.0
O Stack (cm)	55.0	58.0	61.0
P Reach (cm)	36.8	37.9	39.0



Treadwell Remixte

	SM	LG
A Seat Tube Length (cm)	38.7	45.0
B Top Tube Horizontal (cm)	55.7	57.9
C Top Tube Actual (cm)	NA	NA
D Head Tube Angle	70.5°	71.0°
E Seat Tube Angle	71.0°	71.0°
F Standover (cm)	54.5	54.9
G Head Tube Length (cm)	13.5	16.5
H Wheelbase (cm)	105.9	107.6
I Front Center (cm)	60.1	61.8
J Chain Stay Length (cm)	46.5	46.5
K Bottom Bracket Drop (cm)	6.4	6.4
L Bottom Bracket Height (cm)	28.0	28.0
M Fork Rake (cm)	5.5	5.5
N Trail (cm)	6.3	6.0
O Stack (cm)	55.0	58.0
P Reach (cm)	36.8	37.9

* Indicates same as previous





Electric

- E-URBAN
- E-TOURING
- E-FITNESS
- E-ROAD
- E-MOUNTAIN

Adventure Neo

EVERYDAY IS AN ADVENTURE

cannondale

Adventure Neo 1 EQ



EMBARGO
JANUARY 21

C68151U

Frame	SmartForm C3 Alloy step-thru frame, removable downtube battery, fully internal cable routing, post mount disc, dual waterbottle headtube mount
Fork	SR Suntour Mobie A32, 63mm travel, coil with preload adjuster, lockout, crown light mount, 44mm offset
Drive Unit	Bosch Performance Line Cruise
Battery	Bosch PowerTube 625Wh
Display	Bosch Purion
Charger	Bosch 2A
Rims	Cannondale 2, double wall
Hubs	(F) Shimano MT400, 15×100mm thru-axle / (R) Shimano TX505, QR
Spokes	Stainless Steel, 14g
Tires	Kenda Kwick Seven.5, 27.5 × 2.20"
Pedals	Cannondale Comfort
Crank	FSA Bosch E-Bike, 38T
Chain	Shimano Deore, 10-speed

Rear Cogs	Shimano M4100, 11-42, 10-speed
Rear Derailleur	Shimano Deore M4100
Shifters	Shimano Deore M4100, 10-speed
Handlebar	Cannondale E-Series Alloy, ergo backsweep, 680mm
Grips	Cannondale Comfort
Stem	Cannondale 3 with Intellimount, Alloy, 31.8mm clamp
Headset	Semi Integrated, 1-1/8"
Brakes	Shimano MT400 hydraulic disc, 180/160mm RT30 rotors
Brake Levers	Shimano MT400 hydraulic disc
Saddle	Cannondale Adventure Neo, 170mm, steel rails
Seatpost	Cane Creek Thudbuster G4 suspension post, 31.6, 375mm (S), 430mm (L)
Sizes	SM, LG
Color 1	Emerald Green (EMR)
Extras	Premium front and rear lights, premium fenders, rear carrier, Garmin radar

Adventure Neo 2 EQ



EMBARGO
JANUARY 21

C68251U

Frame	SmartForm C3 Alloy step-thru frame, removable downtube battery, fully internal cable routing, post mount disc, dual waterbottle headtube mount
Fork	SR Suntour Mobie A32, 63mm travel, coil with preload adjuster, lockout, crown light mount, 44mm offset
Drive Unit	Bosch Active Line Plus
Battery	Bosch PowerTube 500Wh
Display	Bosch Purion
Charger	Bosch 2A
Rims	Cannondale 2, double wall
Hubs	(F) Shimano MT400, 15×100mm thru-axle / (R) Shimano TX505, QR
Spokes	Stainless Steel, 14g
Tires	Kenda Kwick Seven.5, 27.5 × 2.20"
Pedals	Cannondale Comfort
Crank	FSA Bosch E-Bike, 38T
Chain	Shimano HG93, 9-speed

Rear Cogs	Shimano HG200 11-36, 9-speed
Rear Derailleur	Shimano Alivio
Shifters	Shimano Alivio, 9-speed
Handlebar	Cannondale E-Series Alloy, ergo backsweep, 680mm
Grips	Cannondale Comfort
Stem	Cannondale 3 with Intellimount, Alloy, 31.8mm clamp
Headset	Semi Integrated, 1-1/8"
Brakes	Shimano MT200 hydraulic disc, 180/160mm RT10 rotors
Brake Levers	Shimano MT200 hydraulic disc
Saddle	Cannondale Adventure Neo, 170mm, steel rails
Seatpost	Cane Creek Thudbuster G4 suspension post, 31.6, 375mm (S), 430mm (L)
Sizes	SM, LG
Color 1	Sage Gray (SGG)
Extras	Front and rear lights, premium fenders, rear carrier

Adventure Neo 3 EQ



EMBARGO
JANUARY 21

C68351U

Frame	SmartForm C3 Alloy step-thru frame, removable downtube battery, fully internal cable routing, post mount disc, dual waterbottle headtube mount
Fork	SR Suntour Mobie A32, 63mm travel, coil with preload adjuster, lockout, crown light mount, 44mm offset
Drive Unit	Bosch Active Line Plus
Battery	Bosch PowerTube 400Wh
Display	Bosch Purion
Charger	Bosch 2A
Rims	Cannondale 2, double wall
Hubs	(F) Shimano MT400, 15x100mm thru-axle / (R) Shimano TX505, QR
Spokes	Stainless Steel, 14g
Tires	Kenda Kwick Seven.5, 27.5 x 2.20"
Pedals	Cannondale Comfort
Crank	FSA Bosch E-Bike, 38T
Chain	Shimano HG93, 9-speed

Rear Cogs	Shimano HG200, 11-36, 9-speed
Rear Derailleur	Shimano Altus
Shifters	Shimano Altus, 9-speed
Handlebar	Cannondale E-Series Alloy, ergo backsweep, 680mm
Grips	Cannondale Comfort
Stem	Cannondale 3 with Intellimount, Alloy, 31.8mm clamp
Headset	Semi Integrated, 1-1/8"
Brakes	Shimano MT200 hydraulic disc, 180/160mm RT10 rotors
Brake Levers	Shimano MT200 hydraulic disc
Saddle	Cannondale Ergo Comfort
Seatpost	TranzX, suspension dropper post, 31.6, 50mm travel
Sizes	SM, LG
Color 1	Rally Red (RRD)
Color 2	Jet Black (BLK)
Extras	Front and rear lights, fenders, rear carrier

Adventure Neo 4



EMBARGO
JANUARY 21

C68451U

Frame	SmartForm C3 Alloy step-thru frame, removable downtube battery, fully internal cable routing, post mount disc, dual waterbottle headtube mount
Fork	SmartForm C3 Alloy, 1-1/8" steerer, post mount disc, mid-blade rack/fender mounts, crown accessory mount, 45mm offset
Drive Unit	Bosch Active Line
Battery	Bosch PowerTube 400Wh
Display	Bosch Purion
Charger	Bosch 2A
Rims	Cannondale 2, double wall
Hubs	(F) Shimano TX505, QR / (R) Shimano TX505, QR
Spokes	Stainless Steel, 14g
Tires	Kenda Kwick Seven.5, 27.5 x 2.20"
Pedals	Cannondale Comfort
Crank	FSA Bosch E-Bike, 38T
Chain	Shimano HG93, 9-speed

Rear Cogs	Shimano HG200, 11-36, 9-speed
Rear Derailleur	Shimano Altus
Shifters	Shimano Altus, 9-speed
Handlebar	Cannondale E-Series Alloy, ergo backsweep, 680mm
Grips	Cannondale Comfort
Stem	Cannondale 3 with Intellimount, Alloy, 31.8mm clamp
Headset	Semi Integrated, 1-1/8"
Brakes	Shimano MT200 hydraulic disc, 180/160mm RT10 rotors
Brake Levers	Shimano MT200 hydraulic disc
Saddle	Cannondale Ergo Comfort
Seatpost	Cannondale 4, 6061 Alloy, 31.6 x 350mm
Sizes	SM, LG
Color 1	Charcoal Grey (GRY)

Mavaro Neo

MOVEMENT THAT MOVES YOU

Mavaro Neo 1



RENDERING

C64101U

Frame	Mavaro Neo Si SmartForm C1 Alloy step-thru frame, removable downtube battery, fully internal cable routing, 135×9mm sliding dropout, post mount disc, headtube waterbottle mounts, integrated daytime running light, HDT child seat/cargo mount compatible
Fork	HeadShok DL50, 50mm, Isolated Damper Technology, OPI, 15×100 thru-axle
Drive Unit	Bosch Performance Line CX 250W
Battery	Bosch PowerTube 625Wh
Display	Bosch Kiox
Charger	Bosch 4A
Rims	Cannondale 2, Double wall
Hubs	(F) Shimano MT400, 15×100mm thru-axle / (R) Enviolo TR CVP
Spokes	DT Swiss Champion
Tires	Schwalbe Big Ben, 28 × 2.00" (50-622), GreenGuard puncture protection, reflective sidewalls
Pedals	Cannondale Urban
Crank	Gates Bosch E-bike, w/ 46T sprocket
Chain	Gates CDX belt
Rear Cogs	Gates CDX, 24T

Rear Derailleur	Enviolo Continuously Variable Transmission internal gear hub
Shifters	Enviolo Stepless Manual twist shifter for Continuously Variable Transmission
Handlebar	Cannondale E-Series Alloy, ergo backsweep, 680mm
Grips	Cannondale Ergo Performance, Lock-On
Stem	Cannondale 1 Adjustable Si Stem w/ Integrated Cable Routing and SP-connect Mount
Headset	Cannondale HeadShok
Brakes	Shimano MT400 hydraulic disc, 180/160mm RT30 rotors
Brake Levers	Shimano MT401 hydraulic disc
Saddle	Selle Royale Essenza
Seatpost	Parallelogram Suspension Seatpost 300mm (SM), 350mm (MD), 400mm (LG)
Sizes	SM, MD, LG
Color 1	Grey (GRY)
Color 2	Gunmetal Green (GMG)
Extras	Garmin Radar, Supernova V521S front light, M99 Tail Light 2, Tubus rear rack - Racktime compatible, Wingee fenders, ABUS Pro Shield frame lock

Mavaro Neo 2



C64201U

Frame	Mavaro Neo Si SmartForm C1 Alloy step-thru frame, removable downtube battery, fully internal cable routing, 135×9mm sliding dropout, post mount disc, headtube waterbottle mounts, integrated daytime running light, HDT child seat/cargo mount compatible
Fork	HeadShok DL50, 50mm, Isolated Damper Technology, OPI, 15×100 thru-axle
Drive Unit	Bosch Performance Line CX 250W
Battery	Bosch PowerTube 625Wh
Display	Bosch Kiox
Charger	Bosch 4A
Rims	Cannondale 2, Double wall
Hubs	(F) Shimano MT400, 15×100mm thru-axle / (R) Shimano MT500 12×166
Spokes	DT Swiss Champion
Tires	Schwalbe Big Ben, 28 × 2.00" (50-622), GreenGuard puncture protection, reflective sidewalls
Pedals	Cannondale Urban
Crank	FSA Bosch E-Bike, 38T

Chain	Shimano SLX, 12-speed
Rear Cogs	Shimano SLX, 10-45, 12-speed
Rear Derailleur	Shimano SLX
Shifters	Shimano SLX, 12-speed
Handlebar	Cannondale E-Series Alloy, ergo backsweep, 680mm
Grips	Cannondale Ergo Performance, Lock-On
Stem	Cannondale 1 Adjustable Si Stem w/ Integrated Cable Routing and SP-connect Mount
Headset	Cannondale HeadShok
Brakes	Shimano MT400 hydraulic disc, 180/160mm RT30 rotors
Brake Levers	Shimano MT401 hydraulic disc
Saddle	Selle Royale Essenza
Seatpost	Parallelogram Suspension Seatpost 300mm (SM), 350mm (MD), 400mm (LG)
Sizes	SM, MD, LG
Color 1	Graphite (GRA)
Extras	Axa Compactline 35E front light, Axa Blueline rear light, Tubus rear rack - Racktime compatible, Wingee fenders, ABUS Pro Shield frame lock

Mavaro Neo 3

RENDERING



C64301U

Frame	Mavaro Neo Si SmartForm C1 Alloy step-thru frame, removable downtube battery, fully internal cable routing, 135x9mm sliding dropout, post mount disc, headtube waterbottle mounts, integrated daytime running light, HDT child seat/cargo mount compatible
Fork	HeadShok DL50, 50mm, Isolated Damper Technology, OPI, 15x100 thru-axle
Drive Unit	Bosch Performance Line CX 250W
Battery	Bosch PowerTube 625Wh
Display	Bosch Purion
Charger	Bosch 4A
Rims	Cannondale 2, Double wall
Hubs	(F) Shimano MT400, 15x100mm thru-axle / (R) Shimano Tourney, QR
Spokes	DT Swiss Champion
Tires	Schwalbe Big Ben, 28 x 2.00" (50-622), GreenGuard puncture protection, reflective sidewalls
Pedals	Cannondale Urban
Crank	FSA Bosch E-Bike, 38T
Chain	Shimano Deore, 10-speed

Rear Cogs	Shimano HG500, 11-42, 10-speed
Rear Derailleur	Shimano Deore M4100
Shifters	Shimano Deore M4100, 10-speed
Handlebar	Cannondale E-Series Alloy, ergo backsweep, 680mm
Grips	Cannondale Ergo Performance, Lock-On
Stem	Cannondale 1 Adjustable Si Stem w/ Integrated Cable Routing and SP-connect Mount
Headset	Cannondale HeadShok
Brakes	Shimano MT200 hydraulic disc, 180/160mm RT30 rotors
Brake Levers	Shimano MT200 hydraulic disc
Saddle	Selle Royal Wave
Seatpost	Cannondale 4, 6061 Alloy, 31.6, 300 (SM), 350mm (MD), 400mm (XL)
Sizes	SM, MD, LG
Color 1	Rose Gold (RGD)
Color 2	Black Pearl (BPL)
Extras	Axa Compactline 35E front light, Axa Blueline rear light, Tubus rear rack - Racktime compatible, Wingee fenders, ABUS Pro Shield frame lock

Mavaro Neo 4

RENDERING



C64401U

Frame	Mavaro Neo Si SmartForm C1 Alloy step-thru frame, removable downtube battery, fully internal cable routing, 135x9mm sliding dropout, post mount disc, headtube waterbottle mounts, integrated daytime running light, HDT child seat/cargo mount compatible
Fork	HeadShok DL50, 50mm, Isolated Damper Technology, OPI, 15x100 thru-axle
Drive Unit	Bosch Performance Line 250W
Battery	Bosch PowerTube 625Wh
Display	Bosch Purion
Charger	Bosch 4A
Rims	Cannondale 2, Double wall
Hubs	(F) Shimano MT400, 15x100mm thru-axle / (R) Shimano Nexus, 8-speed internal hub
Spokes	DT Swiss Champion
Tires	Schwalbe Big Ben, 28 x 2.00" (50-622), K-Guard puncture protection, reflective sidewalls
Pedals	Cannondale Urban
Crank	Gates Bosch E-bike, w/ 46T sprocket
Chain	Gates CDX belt

Rear Cogs	Gates CDX, 22T
Rear Derailleur	Shimano Nexus, 8-speed internal gear hub
Shifters	Shimano Nexus, Revo, 8-speed
Handlebar	Cannondale E-Series Alloy, ergo backsweep, 680mm
Grips	Cannondale Ergo Performance, Lock-On
Stem	Cannondale 1 Adjustable Si Stem w/ Integrated Cable Routing and SP-connect Mount
Headset	Cannondale HeadShok
Brakes	TRP Slate G4 4 Piston hydraulic disc, 180/160mm rotors
Brake Levers	TRP hydraulic disc
Saddle	Selle Royal Wave
Seatpost	Cannondale 4, 6061 Alloy, 31.6, 300 (SM), 350mm (MD), 400mm (XL)
Sizes	SM, MD, LG
Color 1	Midnight Blue (MDN)
Color 2	Rally Red (RRD)
Extras	Axa Compactline 35E front light, Axa Blueline rear light, Tubus rear rack - Racktime compatible, Wingee fenders, ABUS Pro Shield frame lock

Mavaro Neo 5+



RENDERING

C64551U

Frame	Mavaro Neo Si SmartForm C1 Alloy step-thru frame, removable downtube battery, fully internal cable routing, 135x9mm sliding dropout, post mount disc, headtube waterbottle mounts, integrated daytime running light, HDT child seat/cargo mount compatible
Fork	HeadShok DL50, 50mm, Isolated Damper Technology, OPI, 15x100 thru-axle
Drive Unit	Bosch Active Line Plus 250W
Battery	Bosch PowerTube 625Wh
Display	Bosch Purion
Charger	Bosch 2A
Rims	Cannondale 2, Double wall
Hubs	(F) Shimano MT400, 15x100mm thru-axle / (R) Shimano QR
Spokes	DT Swiss Champion
Tires	Schwalbe Big Ben, 28 x 2.00" (50-622), K-Guard puncture protection, reflective sidewalls
Pedals	Cannondale Urban
Crank	FSA Bosch E-Bike, 38T
Chain	Shimano Deore, 10-speed
Rear Cogs	Shimano HG500, 11-42, 10-speed

Rear Derailleur	Shimano Deore
Shifters	Shimano Deore, 10-speed
Handlebar	Cannondale E-Series Alloy, ergo backsweep, 680mm
Grips	Cannondale Ergo Performance, Lock-On
Stem	Cannondale 1 Adjustable Si Stem w/ Integrated Cable Routing and SP-connect Mount
Headset	Cannondale HeadShok
Brakes	TRP Slate G4 4 Piston hydraulic disc, 180/160mm rotors
Brake Levers	TRP hydraulic disc
Saddle	Selle Royal Wave
Seatpost	Cannondale 4, 6061 Alloy, 31.6, 300 (SM), 350mm (MD), 400mm (LG)
Sizes	SM, MD, LG
Color 1	Black Pearl (BPL)
Color 2	Candy Red (CRD)
Color 3	Black PearlCashmere (CAS)
Extras	Axa Compactline 35E front light, Axa Blueline rear light, Rear rack - Atran Velo compatible, Wingee fenders, ABUS Pro Shield frame loc

Mavaro Neo 5



RENDERING

C64501U

Frame	Mavaro Neo Si SmartForm C1 Alloy step-thru frame, removable downtube battery, fully internal cable routing, 135x9mm sliding dropout, post mount disc, headtube waterbottle mounts, integrated daytime running light, HDT child seat/cargo mount compatible
Fork	HeadShok DL50, 50mm, Isolated Damper Technology, OPI, 15x100 thru-axle
Drive Unit	Bosch Active Line Plus 250W
Battery	Bosch PowerTube 500Wh
Display	Bosch Purion
Charger	Bosch 2A
Rims	Cannondale 2, Double wall
Hubs	(F) Shimano MT400, 15x100mm thru-axle / (R) Shimano QR
Spokes	DT Swiss Champion
Tires	Schwalbe Big Ben, 28 x 2.00" (50-622), K-Guard puncture protection, reflective sidewalls
Pedals	Cannondale Urban
Crank	FSA Bosch E-Bike, 38T
Chain	Shimano Deore, 10-speed
Rear Cogs	Shimano HG500, 11-42, 10-speed

Rear Derailleur	Shimano Deore M6000
Shifters	Shimano Deore M6000, 10-speed
Handlebar	Cannondale E-Series Alloy, ergo backsweep, 680mm
Grips	Cannondale Ergo Performance, Lock-On
Stem	Cannondale 1 Adjustable Si Stem w/ Integrated Cable Routing and SP-connect Mount
Headset	Cannondale HeadShok
Brakes	TRP Slate G4 4 Piston hydraulic disc, 180/160mm rotors
Brake Levers	TRP hydraulic disc
Saddle	Selle Royal Wave
Seatpost	Cannondale 4, 6061 Alloy, 31.6, 300 (SM), 350mm (MD), 400mm (LG)
Sizes	SM, MD, LG
Color 1	Candy Red (CRD)
Color 2	Black Pearl (BPL)
Color 3	Cashmere (CAS)
Extras	Axa Compactline 35E front light, Axa Blueline rear light, Rear rack - Atran Velo compatible, Wingee fenders, ABUS Pro Shield frame loc

Mavaro Neo Performance



C64650M

Frame	Cannondale Mavaro Si, SmartForm C2 Alloy, Integrated Rack
Fork	HeadShok Fatty DL50 XL, 50mm, Isolated Damper Technology, OPI
Drive Unit	Bosch Performance Cruise 250W
Battery	Bosch PowerPack 500Wh
Display	Bosch Purion
Charger	Bosch 4A
Rims	Cannondale C2, double wall
Hubs	(F) Shimano HB-TX505, 100×9mm QR front / (R) Shimano HB-TX505, 135×9mm QR
Spokes	DT Swiss Champion
Tires	Schwalbe Little Big Ben, 28 × 1.5", K-Guard puncture protection, reflective sidewalls
Pedals	Cannondale Urban Pedal
Crank	FSA Bosch E-bike, 170mm, 38T
Chain	Shimano HG54-10, 10-speed

Rear Cogs	Shimano HG50, 11-36, 10-speed
Rear Derailleur	Shimano Deore M6000
Shifters	Shimano Deore M6000, 10-speed
Handlebar	Cannondale E-Series Alloy, ergo backsweep, 680mm
Grips	Cannondale Ergo
Stem	Cannondale Adjustable HeadShok
Headset	Cannondale HeadShok
Brakes	Shimano M200 hydraulic disc, 180/160mm RT10 rotors
Brake Levers	Shimano M200 hydraulic disc
Saddle	Selle Royal Ariel
Seatpost	Cannondale C3, 6061 Alloy, 27.2 × 300mm
Sizes	52, 57, 62
Color 1	Graphite (GRA)
Extras	Lights - Herrmans MR4 front / Tubus Ivalo rear, Curana e-Series Fenders and Chainguard, Abus 5850 framelock, Cannondale Si Kickstand

Mavaro Neo Performance City



C64600U

Frame	Mavaro Si City Step-thru, SmartForm C2 Alloy, Integrated Rack
Fork	HeadShok Fatty DL50 XL, 50mm, Isolated Damper Technology, OPI
Drive Unit	Bosch Performance Cruise 250W
Battery	Bosch PowerPack 500Wh
Display	Bosch Purion
Charger	Bosch 4A
Rims	Cannondale C2, double wall
Hubs	(F) Shimano HB-TX505, 100×9mm QR front / (R) Shimano HB-TX505, 135×9mm QR
Spokes	DT Swiss Champion
Tires	Schwalbe Little Big Ben, 28 × 1.5", K-Guard puncture protection, reflective sidewalls
Pedals	Cannondale Urban Pedal
Crank	FSA Bosch E-bike, 170mm, 38T
Chain	Shimano HG54-10, 10-speed

Rear Cogs	Shimano HG50, 11-36, 10-speed
Rear Derailleur	Shimano Deore M6000
Shifters	Shimano Deore M6000, 10-speed
Handlebar	Cannondale E-Series Alloy, ergo backsweep, 680mm
Grips	Cannondale Ergo
Stem	Cannondale Adjustable HeadShok
Headset	Cannondale HeadShok
Brakes	Shimano M200 hydraulic disc, 180/160mm RT10 rotors
Brake Levers	Shimano M200 hydraulic disc
Saddle	Selle Royal Ariel
Seatpost	Cannondale C3, 6061 Alloy, 27.2 × 300mm
Sizes	44, 47, 53, 58
Color 1	Graphite (GRA)
Extras	Lights - Herrmans MR4 front / Tubus Ivalo rear, Curana e-Series Fenders and Chainguard, Abus 5850 framelock, Cannondale Si Kickstand

Mavaro Neo Active



C64550M

Frame	Cannondale Mavaro Si SmartForm C2 Alloy, Integrated Rack
Fork	HeadShok Fatty DL50 XL, 50mm, Isolated Damper Technology, OPI
Drive Unit	Bosch Active Line Plus 250W
Battery	Bosch PowerPack 500Wh
Display	Bosch Purion
Charger	Bosch 4A
Rims	Cannondale C2, double wall
Hubs	(F) Shimano HB-TX505, 100×9mm QR front / (R) Shimano HB-TX505, 135×9mm QR
Spokes	DT Swiss Champion
Tires	Schwalbe Little Big Ben, 28 × 1.5", K-Guard puncture protection, reflective sidewalls
Pedals	Cannondale Urban Pedal
Crank	FSA Bosch E-bike, 170mm, 38T
Chain	Shimano HG54, 10-speed

Rear Cogs	Shimano HG50, 11-36, 10-speed
Rear Derailleur	Shimano Deore M6000
Shifters	Shimano Deore M6000, 10-speed
Handlebar	Cannondale E-Series Alloy, ergo backsweep, 680mm
Grips	Cannondale Ergo
Stem	Cannondale Adjustable HeadShok
Headset	Cannondale HeadShok
Brakes	Shimano M200 hydraulic disc, 180/160mm RT10 rotors
Brake Levers	Shimano M200 hydraulic disc
Saddle	Selle Royal Ariel
Seatpost	Cannondale C3, 6061 Alloy, 27.2 × 300mm
Sizes	52, 57, 62
Color 1	Black Pearl (BPL)
Extras	Lights - Herrmans MR4 front / Tubus Ivalo rear, Curana e-Series Fenders and Chainguard, Abus 5850 framelock, Cannondale Si Kickstand

Mavaro Neo Active City



C64500U

Frame	Cannondale Mavaro Si SmartForm C2 Alloy, Integrated Rack
Fork	HeadShok Fatty DL50 XL, 50mm, Isolated Damper Technology, OPI
Drive Unit	Bosch Active Line Plus 250W
Battery	Bosch PowerPack 500Wh
Display	Bosch Purion
Charger	Bosch 4A
Rims	Cannondale C2, double wall
Hubs	(F) Shimano HB-TX505, 100×9mm QR front / (R) Shimano HB-TX505, 135×9mm QR
Spokes	DT Swiss Champion
Tires	Schwalbe Little Big Ben, 28 × 1.5", K-Guard puncture protection, reflective sidewalls
Pedals	Cannondale Urban Pedal
Crank	FSA Bosch E-bike, 170mm, 38T
Chain	Shimano HG54, 10-speed
Rear Cogs	Shimano HG50, 11-36, 10-speed

Rear Derailleur	Shimano Deore M6000
Shifters	Shimano Deore M6000, 10-speed
Handlebar	Cannondale E-Series Alloy, ergo backsweep, 680mm
Grips	Cannondale Ergo
Stem	Cannondale Adjustable HeadShok
Headset	Cannondale HeadShok
Brakes	Shimano M200 hydraulic disc, 180/160mm RT10 rotors
Brake Levers	Shimano M200 hydraulic disc
Saddle	Selle Royal Ariel
Seatpost	Cannondale C3, 6061 Alloy, 27.2 × 300mm
Sizes	44, 47, 53, 58
Color 1	Black Pearl (BPL)
Color 2	Champagne (CHP)
Color 3	Acid Red (ARD)
Extras	Lights - Herrmans MR4 front / Tubus Ivalo rear, Curana e-Series Fenders and Chainguard, Abus 5850 framelock, Cannondale Si Kickstand

Canvas Neo

TRAFFIC SLAYER

Canvas Neo 1



C64201M

Frame	SmartForm C1 Alloy, Dual Battery ready, removable downtube battery, SAVE, tapered headtube, internal cable routing, Ai offset drivetrain, 148x12mm thru-axle, post mount disc, integrated speed sensor, KickFlip hidden kickstand mount, motor protection, lock mount
Fork	BallisTec Carbon, 1-1/8" to 1.5" tapered steerer, OutFront 55mm offset, post mount disc, 15x110mm thru-axle, hidden cable routing
Drive Unit	Bosch Performance Line CX 250W
Battery	Bosch PowerTube 625Wh
Display	Bosch Purion
Charger	Bosch 4A
Rims	WTB STX i30 TCS, 32h, tubeless ready
Hubs	(F) Shimano MT400, 15x110mm thru-axle / (R) Shimano MT400 12x148mm thru-axle
Spokes	DT Swiss Champion 2.0
Tires	Maxxis DTR-1, 29 x 2.25"
Pedals	Cannondale Fitness
Crank	FSA Bosch E-Bike w/ custom Ai offset, 38T

Chain	Shimano Deore, 10-speed
Rear Cogs	Shimano Deore M4100, 11-42, 10-speed
Rear Derailleur	Shimano Deore M4100
Shifters	Shimano Deore M4100, 10-speed
Handlebar	Cannondale 3 Riser, 6061 Alloy, 15mm rise, 8° sweep, 4° rise, 740mm
Grips	Cannondale Locking Grips
Stem	Cannondale 3, 6061 Alloy, 31.8, 0°
Headset	Integrated, 1-1/8 to 1.5", sealed angular contact bearings
Brakes	Shimano MT400 hydraulic disc, 180mm RT30 rotors
Brake Levers	Shimano MT401 hydraulic disc
Saddle	Cannondale Ergo Urban
Seatpost	Cannondale 3, 6061 Alloy, 31.6, 350mm (S-M), 400mm (L-XL)
Connectivity	Cannondale Wheel Sensor
Sizes	SM, MD, LG, XL
Color 1	Black (BLK)
Extras	Supernova Mini 2 front light, Supernova E3 Tail Light, Tubus Wingee fender, rear pannier rack (8kg max capacity per side)

Canvas Neo 1 Remixte



C64251U

Frame	Remixte SmartForm C1 Alloy, SAVE, removable downtube battery, tapered headtube, internal cable routing, Ai offset drivetrain, 148x12mm thru-axle, post mount disc, integrated speed sensor, KickFlip hidden kickstand mount, motor protection, lock mount
Fork	BallisTec Carbon, 1-1/8" to 1.5" tapered steerer, OutFront 55mm offset, post mount disc, 15x110mm thru-axle, hidden cable routing
Drive Unit	Bosch Performance Line CX 250W
Battery	Bosch PowerTube 625Wh
Display	Bosch Purion
Charger	Bosch 4A
Rims	WTB STX i30 TCS, 32h, tubeless ready
Hubs	(F) Shimano MT400, 15x110mm thru-axle / (R) Shimano MT400 12x148mm thru-axle
Spokes	DT Swiss Champion 2.0
Tires	Maxxis DTR-1, 29 x 2.25"
Pedals	Cannondale Fitness
Crank	FSA Bosch E-Bike w/ custom Ai offset, 38T
Chain	Shimano Deore, 10-speed

Rear Cogs	Shimano Deore M4100, 11-42, 10-speed
Rear Derailleur	Shimano Deore M4100
Shifters	Shimano Deore M4100, 10-speed
Handlebar	Cannondale 3 Riser, 6061 double-buttend, 20mm rise, 9° back, 720mm
Grips	Cannondale Locking Grips
Stem	Cannondale 3, 6061 Alloy, 31.8, 0°
Headset	Integrated, 1-1/8 to 1.5", sealed angular contact bearings
Brakes	Shimano MT400 hydraulic disc, 180mm RT30 rotors
Brake Levers	Shimano MT401 hydraulic disc
Saddle	Cannondale Ergo Urban
Seatpost	Cannondale 3, 6061 Alloy, 31.6, 350mm (S-M), 400mm (L-XL)
Connectivity	Cannondale Wheel Sensor
Sizes	SM, MD, LG
Color 1	Black (BLK)
Extras	Supernova Mini 2 front light, Supernova E3 Tail Light, Tubus Wingee fender, rear pannier rack (8kg max capacity per side)

Canvas Neo 2



C64301M

Frame	SmartForm C2 Alloy, removable downtube battery, SAVE, tapered headtube, internal cable routing, 148x12mm thru-axle, post mount disc, motor protection, lock mount
Fork	BallisTec Carbon, 1-1/8" to 1.5" tapered steerer, OutFront 55mm offset, post mount disc, 15x110mm thru-axle, hidden cable routing
Drive Unit	Bosch Performance Line 250W
Battery	Bosch PowerTube 500Wh
Display	Bosch Purion
Charger	Bosch 4A
Rims	WTB STX i30 TCS, 32h, tubeless ready
Hubs	(F) Shimano MT400, 15x110mm thru-axle / (R) Shimano MT400 12x148mm thru-axle
Spokes	DT Swiss Champion 2.0
Tires	Maxxis DTR-1, 29 x 2.25"
Pedals	Cannondale Fitness
Crank	FSA Bosch E-Bike, 38T
Chain	Shimano HG93, 9-speed

Rear Cogs	Shimano HG200, 11-36, 9-speed
Rear Derailleur	Shimano Alivio
Shifters	Shimano Acera, 9-speed
Handlebar	Cannondale 3 Riser, 6061 Alloy, 15mm rise, 8° sweep, 4° rise, 740mm
Grips	Cannondale Locking Grips
Stem	Cannondale 3, 6061 Alloy, 31.8, 0°
Headset	Integrated, 1-1/8 to 1.5", sealed angular contact bearings
Brakes	Shimano MT200 hydraulic disc, 180mm RT10 rotors
Brake Levers	Shimano MT200 hydraulic disc
Saddle	Cannondale Ergo Urban
Seatpost	Cannondale 3, 6061 Alloy, 31.6, 350mm (S-M), 400mm (L-XL)
Sizes	SM, MD, LG, XL
Color 1	Champagne (CHP)
Extras	Herrmans H-Black MR4 front light, Supernova E3 Tail Light, Tubus Wingee fender, rear pannier rack (8kg max capacity per side)

Canvas Neo 2 Remixte



C64351U

Frame	Remixte, SmartForm C2 Alloy, SAVE, tapered headtube, internal cable routing, 148x12mm thru-axle, post mount disc, motor protection, lock mount
Fork	BallisTec Carbon, 1-1/8" to 1.5" tapered steerer, OutFront 55mm offset, post mount disc, 15x110mm thru-axle, hidden cable routing
Drive Unit	Bosch Performance Line 250W
Battery	Bosch PowerTube 500Wh
Display	Bosch Purion
Charger	Bosch 4A
Rims	WTB STX i30 TCS, 32h, tubeless ready
Hubs	(F) Shimano MT400, 15x110mm thru-axle / (R) Shimano MT400 12x148mm thru-axle
Spokes	DT Swiss Champion 2.0
Tires	Maxxis DTR-1, 29 x 2.25"
Pedals	Cannondale Fitness
Crank	FSA Bosch E-Bike, 38T
Chain	Shimano HG93, 9-speed

Rear Cogs	Shimano HG200, 11-36, 9-speed
Rear Derailleur	Shimano Alivio
Shifters	Shimano Acera, 9-speed
Handlebar	Cannondale 3 Riser, 6061 double-buffed, 20mm rise, 9° back, 720mm
Grips	Cannondale Locking Grips
Stem	Cannondale 3, 6061 Alloy, 31.8, 0°
Headset	Integrated, 1-1/8 to 1.5", sealed angular contact bearings
Brakes	Shimano MT200 hydraulic disc, 180mm RT10 rotors
Brake Levers	Shimano MT200 hydraulic disc
Saddle	Cannondale Ergo Urban
Seatpost	Cannondale 3, 6061 Alloy, 31.6, 350mm (S-M), 400mm (L-XL)
Sizes	SM, MD, LG
Color 1	Champagne (CHP)
Extras	Herrmans H-Black MR4 front light, Supernova E3 Tail Light, Tubus Wingee fender, rear pannier rack (8kg max capacity per side)

Tesoro Neo X

GO WILD.

Tesoro Neo X 2



C66301M

Frame	SmartForm C1 Alloy, Dual Battery ready, removable downtube battery, SAVE, tapered headtube, internal cable routing, Ai offset drivetrain, 148x12mm thru-axle, post mount disc, integrated speed sensor, KickFlip hidden kickstand mount, motor protection, rack/fender mount, lock mount
Fork	SR Suntour XCM 34 Boost, 100mm, 15x110, Coil, 51mm offset
Drive Unit	Bosch Performance Line CX 250W
Battery	Bosch PowerTube 625Wh
Display	Bosch Purion
Charger	Bosch 4A
Rims	WTB STX i30 TCS, 32h, tubeless ready
Hubs	(F) Shimano MT400, 15x110mm thru-axle / (R) Shimano MT400 12x148mm thru-axle
Spokes	DT Swiss Champion
Tires	Schwalbe G-One Allround Performance, 29 x 2.25", RaceGuard, tubeless ready
Pedals	Cannondale Fitness
Crank	FSA Bosch E-Bike w/ custom Ai offset, 38T
Chain	Shimano HG601, 11-speed

Rear Cogs	Shimano Deore 5100, 11-51, 11-speed
Rear Derailleur	Shimano Deore M5100
Shifters	Shimano Deore M5100, 11-speed
Handlebar	Cannondale 3 Riser, 6061 Alloy, 15mm rise, 8° sweep, 4° rise, 740mm
Grips	Cannondale Ergo Fitness Dual Density, Lock-On
Stem	Cannondale Adjustable, A-headset, 31.8mm
Headset	Integrated Sealed Bearing, Tapered
Brakes	Shimano MT200 hydraulic disc, 180/180mm RT10 rotors
Brake Levers	Shimano MT200 hydraulic disc
Saddle	Cannondale Ergo Touring
Seatpost	Suspension Seatpost, 31.6
Connectivity	Cannondale Wheel Sensor
Sizes	SM, MD, LG, XL
Color 1	Saber (SBR)
Color 2	Midnight (MDN)
Extras	Herrmans H-Black MR4 front light, H-Trace Micro rear light, Tubus Wingee fender, Tubus rear rack (25kg max capacity)

Tesoro Neo X 2 Remixte



C66301U

Frame	Remixte Step-Thru, SmartForm C1 Alloy, removable downtube battery, SAVE, tapered headtube, internal cable routing, Ai offset drivetrain, 148x12mm thru-axle, post mount disc, integrated speed sensor, KickFlip hidden kickstand mount, motor protection, rack/fender mount, lock mount
Fork	SR Suntour XCM 34 Boost, 100mm, 15x110, Coil, 51mm offset
Drive Unit	Bosch Performance Line CX 250W
Battery	Bosch PowerTube 625Wh
Display	Bosch Purion
Charger	Bosch 4A
Rims	WTB STX i30 TCS, 32h, tubeless ready
Hubs	(F) Shimano MT400, 15x110mm thru-axle / (R) Shimano MT400 12x148mm thru-axle
Spokes	DT Swiss Champion
Tires	Schwalbe G-One Allround Performance, 29 x 2.25", RaceGuard, tubeless ready
Pedals	Cannondale Fitness
Crank	FSA Bosch E-Bike w/ custom Ai offset, 38T

Chain	Shimano HG601, 11-speed
Rear Cogs	Shimano Deore 5100, 11-51, 11-speed
Rear Derailleur	Shimano Deore M5100
Shifters	Shimano Deore M5100, 11-speed
Handlebar	Cannondale 3, 6061 double-budded, 20mm rise, 9° back, 720mm
Grips	Cannondale Ergo Fitness Dual Density, Lock-on
Stem	Cannondale Adjustable, A-headset, 31.8mm
Headset	Integrated Sealed Bearing, Tapered
Brakes	Shimano MT200 hydraulic disc, 180/180mm RT10 rotors
Brake Levers	Shimano MT200 hydraulic disc
Saddle	Cannondale Ergo Touring
Seatpost	Suspension Seatpost, 31.6
Connectivity	Cannondale Wheel Sensor
Sizes	SM, MD, LG
Color 1	Alpine (ALP)
Extras	Herrmans H-Black MR4 front light, H-Trace Micro rear light, Tubus Wingee fender, Tubus rear rack (25kg max capacity)

Tesoro Neo X 3



C66401M

Frame	SmartForm C2 Alloy, removable downtube battery, SAVE, tapered headtube, internal cable routing, 148x12mm thru-axle, post mount disc, motor protection, rack/fender mount, lock mount
Fork	SR Suntour XCM ATB, 100mm, Coil, 46mm offset
Drive Unit	Bosch Performance Line 250W
Battery	Bosch PowerTube 500Wh
Display	Bosch Purion
Charger	Bosch 4A
Rims	WTB STX i29 TCS, 32h, tubeless ready
Hubs	(F) Shimano TX505, QR / (R) Shimano MT400 12x148mm thru-axle
Spokes	DT Swiss Champion
Tires	Schwalbe G-One Allround Performance, 29 x 2.25", RaceGuard, tubeless ready
Pedals	Cannondale Platform
Crank	FSA Bosch E-Bike, 38T
Chain	Shimano HG54, 10-speed

Rear Cogs	Shimano Deore M4100, 11-42, 10-speed
Rear Derailleur	Deore M4120, 10-speed
Shifters	Deore M4100, 10-speed
Handlebar	Cannondale 3 Riser, 6061 Alloy, 15mm rise, 8° sweep, 4° rise, 740mm
Grips	Cannondale Ergo Fitness Dual Density, Lock-On
Stem	Cannondale Adjustable, A-headset, 31.8mm
Headset	Integrated Sealed Bearing, Tapered
Brakes	Shimano MT200 hydraulic disc, 180/180mm RT10 rotors
Brake Levers	Shimano MT200 hydraulic disc
Saddle	Cannondale Ergo Touring
Seatpost	Cannondale 4, 6061 Alloy, 31.6
Sizes	SM, MD, LG, XL
Color 1	Black (BLK)
Extras	Herrmans H-Black MR4 front light, H-Trace Micro rear light, Tubus Wingee fender, Tubus rear rack (25kg max capacity)

Tesoro Neo X 3 Remixte



C66401U

Frame	Remixte Step-Thru, SmartForm C2 Alloy, removable downtube battery, SAVE, tapered headtube, internal cable routing, 148x12mm thru-axle, post mount disc, motor protection, lock mount
Fork	SR Suntour XCM ATB, 100mm, Coil, 46mm offset
Drive Unit	Bosch Performance Line 250W
Battery	Bosch PowerTube 500Wh
Display	Bosch Purion
Charger	Bosch 4A
Rims	WTB STX i29 TCS, 32h, tubeless ready
Hubs	(F) Shimano TX505, QR / (R) Shimano MT400 12x148mm thru-axle
Spokes	DT Swiss Champion
Tires	Schwalbe G-One Allround Performance, 29 x 2.25", RaceGuard, tubeless ready
Pedals	Cannondale Platform
Crank	FSA Bosch E-Bike, 38T
Chain	Shimano HG54, 10-speed

Rear Cogs	Shimano Deore M4100, 11-42, 10-speed
Rear Derailleur	Shimano Deore M4120, 10-speed
Shifters	Shimano Deore M4100, 10-speed
Handlebar	Cannondale 3, 6061 double-buttend, 20mm rise, 9° back, 720mm
Grips	Cannondale Ergo Fitness Dual Density, Lock-on
Stem	Cannondale Adjustable, A-headset, 31.8mm
Headset	Integrated Sealed Bearing, Tapered
Brakes	Shimano MT200 hydraulic disc, 180/180mm RT10 rotors
Brake Levers	Shimano MT200 hydraulic disc
Saddle	Cannondale Ergo Touring
Seatpost	Cannondale 4, 6061 Alloy, 31.6
Sizes	SM, MD, LG
Color 1	Black (BLK)
Extras	Herrmans H-Black MR4 front light, H-Trace Micro rear light, Tubus Wingee fender, Tubus rear rack (25kg max capacity)

Tesoro Neo SL EQ



RENDERING

C66101U

Frame	SmartForm C3 Alloy, Internal battery, SAVE, tapered head tube, Straightshot hidden cable routing, flat mount disc, rack/fender mounts, 360° reflectivity
Fork	Full carbon, 12x100mm thru-axle, 1-1/4" to 1-1/8" tapered steerer, flat mount disc, fender mounts, 360° reflectivity
Drive Unit	Mahle ebikemotion X35 250W
Battery	Mahle ebikemotion X35 250Wh
Display	Mahle ebikemotion iWoc ONE integrated controller, iWoc Trio, smartphone app with Intellimount stem
Charger	Mahle ebikemotion X35
Rims	Shining, 32 hole
Hubs	(F) Alloy, 15x100mm thru-axle / (R) EbikeMotion x35
Spokes	Stainless Steel (F) 14g / (R) 13g
Tires	Vittoria Terreno Zero, 700 x 35c
Pedals	Cannondale Fitness
Crank	Prowheel, 38T

Chain	KMC E9T, 9-speed
Rear Cogs	Shimano HG201, 11-36, 9-speed
Rear Derailleur	microSHIFT Advent X
Shifters	microSHIFT Advent X, 10-Speed
Handlebar	Cannondale Riser, 6061 Alloy, 18mm rise, 8° back, 4° up, 680mm
Grips	Cannondale Fitness Ergo Double Density
Stem	Cannondale 3 with Intellimount, Alloy, 31.8, 6°
Headset	FSA Sealed Bearing, Integrated, 1-1/4"-1-1/8"
Brakes	Tektro M275 hydraulic disc, 160/160mm rotors
Brake Levers	Tektro hydraulic disc
Saddle	Cannondale Fitness Ergo Double Density
Seatpost	6061 Alloy, 31.6 x 350mm
Sizes	SM, MD, LG
Color 1	Black Pearl (BPL)
Extras	Herrmans front and rear light, alloy fenders, rear rack

Tesoro Neo SL EQ Remixte



RENDERING

C66121U

Frame	Low Step, SmartForm C3 Alloy, Internal battery, SAVE, tapered head tube, Straightshot hidden cable routing, flat mount disc, rack/fender mounts, 360° reflectivity
Fork	Full carbon, 12x100mm thru-axle, 1-1/4" to 1-1/8" tapered steerer, flat mount disc, fender mounts, 360° reflectivity
Drive Unit	Mahle ebikemotion X35 250W
Battery	Mahle ebikemotion X35 250Wh
Display	Mahle ebikemotion iWoc ONE integrated controller, iWoc Trio, smartphone app with Intellimount stem
Charger	Mahle ebikemotion X35
Rims	Shining, 32 hole
Hubs	(F) Alloy, 15x100mm thru-axle / (R) EbikeMotion x35
Spokes	Stainless Steel (F) 14g / (R) 13g
Tires	Vittoria Terreno Zero, 700 x 35c
Pedals	Cannondale Fitness
Crank	Prowheel, 38T

Chain	KMC E9T, 9-speed
Rear Cogs	Shimano HG201, 11-36, 9-speed
Rear Derailleur	microSHIFT Advent X
Shifters	Shimano Altus, 9-speed
Handlebar	Cannondale Riser, 6061 Alloy, 18mm rise, 8° back, 4° up, 680mm
Grips	Cannondale Fitness Ergo Double Density
Stem	Cannondale 3 with Intellimount, Alloy, 31.8, 6°
Headset	FSA Sealed Bearing, Integrated, 1-1/4"-1-1/8"
Brakes	Tektro M275 hydraulic disc, 160/160mm rotors
Brake Levers	Tektro hydraulic disc
Saddle	Cannondale Fitness Ergo Double Density
Seatpost	6061 Alloy, 31.6 x 350mm
Sizes	SM, LG
Color 1	Black Pearl (BPL)
Extras	Herrmans front and rear light, alloy fenders, rear rack

Tesoro Neo X Speed



EMBARGO

MAY 21

C66101M

Frame	SmartForm C1 Alloy, Dual Battery ready, removable downtube battery, SAVE, tapered headtube, internal cable routing, Ai offset drivetrain, 148×12mm thru-axle, post mount disc, integrated speed sensor, KickFlip hidden kickstand mount, motor protection, rack/fendor mount, lock mount
Fork	SR Suntour Raidon 34 Boost, 100mm, 15×110mm thru-axle, 46mm offset
Drive Unit	Bosch Performance Line Speed 250W (45kph)
Battery	Bosch PowerTube 625Wh
Display	Bosch Kiox
Charger	Bosch 4A
Rims	WTB STX 130 TCS, 32h, tubeless ready
Hubs	(F) Shimano MT400, 15×110mm thru-axle / (R) Shimano MT510 12×148mm thru-axle
Spokes	Stainless steel, 14g
Tires	Schwalbe Big Ben Plus Performance, 28×2.15, Green Guard, Snake Skin
Pedals	Cannondale Fitness
Crank	FSA Bosch E-Bike w/ custom Ai offset, 46T

Chain	KMC X12, 12-speed
Rear Cogs	New Shimano Deore
Rear Derailleur	Shimano XT
Shifters	New Shimano Deore
Handlebar	Cannondale 3 Riser, 6061 Alloy, 15mm rise, 8° sweep, 4° rise, 740mm
Grips	Cannondale Ergo Fitness Dual Density, Lock-On
Stem	Cannondale Adjustable, A-headset, 31.8mm
Headset	Integrated Sealed Bearing, Tapered
Brakes	Magura MT5 hydraulic disc, 203/203mm MDR-P rotors
Brake Levers	Magura MTnext "e" w/ brake light switch
Saddle	Cannondale Ergo Touring
Seatpost	Parallelogram Suspension Seatpost, 31.6
Sizes	SM, MD, LG, XL
Color 1	Grey (GRY)
Extras	Supernova M99 Mini Pure front light, Supernova M99 Tail Light, Supernova Horn, Tubus Rack, Wingee Fenders, Racktime compatible

Quick Neo

ON THE MOVE

cannondale

Quick Neo EQ



C63100M

Frame	SmartForm C1 Alloy, SAVE, Ai, flat mount brake, 142x12 thru-axle
Fork	BallisTec Carbon, 1-1/8" to 1.5" tapered steerer, 55mm offset, flat mount, 12x100 thru axle
Drive Unit	Bosch Performance Line 250W
Battery	Bosch PowerTube 500Wh
Display	Bosch Kiox
Charger	Bosch 4A
Rims	Cannondale 2, 32h, double wall
Hubs	(F) Formula RX-512 12x100 / (R) Formula DC-142 12x142
Spokes	DT Swiss Champion
Tires	WTB Exposure TCS, 700 x 34c, Distance compound, tubeless ready
Pedals	Cannondale Urban Pedal
Crank	FSA Bosch E-Bike w/ custom Ai offset, 38T
Chain	Shimano HG54, 10-speed

Rear Cogs	Shimano HG500, 11-42, 10-speed
Rear Derailleur	Shimano Deore GS
Shifters	Shimano Deore, 10-speed
Handlebar	Cannondale 3 Flat, 6061 double-butted Alloy, 8° sweep, 720mm
Grips	Cannondale Ergo Fitness Dual Density, Lock-On
Stem	Cannondale 3, 6061 Alloy, 31.8, 7°
Headset	Integrated, 1-1/8 to 1.5", sealed angular contact bearings
Brakes	Shimano MT200 hydraulic disc, 160/160mm RT26 rotors
Brake Levers	Shimano MT200 hydraulic disc
Saddle	Fabric Scoop Radius Sport, steel rails
Seatpost	Cannondale 3, 6061 Alloy, 25.4, 350mm (S-M), 400mm (L-XL)
Sizes	SM, MD, LG, XL
Color 1	Graphite (GRA)
Extras	Supernova Mini 2 front light, Supernova E3 Tail Light, Tubus Wingee fenders, rear pannier rack (8kg max capacity per side)

Quick Neo



C63251M

Frame	SmartForm C1 Alloy, SAVE, Ai, flat mount brake, 142x12 thru-axle
Fork	Carbon, 1-1/8" to 1.5" tapered steerer, 55mm offset, flat mount, 12x100 thru axle
Drive Unit	Bosch Active Line Plus 250W
Battery	Bosch PowerTube 500Wh
Display	Bosch Purion
Charger	Bosch 2A
Rims	Cannondale 2, 32h, double wall
Hubs	(F) Formula, 12x100 (R) Formula DC-142 12x142
Spokes	DT Swiss Champion 2.0
Tires	Schwalbe G-One Allround Performance, 700 x 35c, RaceGuard, tubeless ready
Pedals	Cannondale Fitness
Crank	FSA Bosch E-Bike w/ custom Ai offset, 38T
Chain	Shimano Deore, 10-speed

Rear Cogs	Shimano M4100, 11-42, 10-speed
Rear Derailleur	Shimano Deore
Shifters	Shimano Deore, 10-speed
Handlebar	Cannondale 3 Flat, 6061 double-butted Alloy, 8° sweep, 720mm
Grips	Cannondale Ergo Fitness Dual Density, Lock-On
Stem	Cannondale 3, 6061 Alloy, 31.8, 0°
Headset	Integrated, 1-1/8 to 1.5", sealed angular contact bearings
Brakes	Shimano MT200 hydraulic disc, 160mm RT26 rotors
Brake Levers	Shimano MT200 hydraulic disc
Saddle	Fabric Scoop Radius Sport, steel rails
Seatpost	Cannondale 3, 6061 Alloy, 25.4, 350mm (S-M), 400mm (L-XL)
Sizes	SM, MD, LG, XL
Color 1	Bio Lime (BIO)
Extras	Pre-installed light cables, removable fender bridge

Quick Neo SL

QUICK AS YOU LIKE

Quick Neo SL 2



C63400M

Frame	SmartForm C3 alloy, internal battery, SAVE, tapered head tube, Straightshot hidden cable routing, flat mount disc, rack/fender mounts, 360° reflectivity
Fork	Full carbon, 12x100mm thru-axle, 1-1/4" to 1-1/8" tapered steerer, flat mount disc, fender mounts, 360° reflectivity
Drive Unit	Mahle ebikemotion X35 250W
Battery	Mahle ebikemotion X35 250Wh
Charger	Mahle ebikemotion X35
Rims	Shining, 32 hole
Spokes	(F) Stainless Steel, 14g / (R) 13g
Tires	Schwalbe Energizer Plus, 700 x 38c, Green Guard, Addix-E compound
Pedals	Cannondale Urban Pedal
Crank	Prowheel, 38T
Bottom Bracket	Cartridge, square taper
Chain	KMC E9T, 9-speed

Rear Cogs	Shimano HG201, 11-36, 9-speed
Rear Derailleur	Shimano Altus
Shifters	Shimano Altus, 9-speed
Handlebar	Cannondale Riser, 6061 Alloy, 18mm rise, 8° back, 4° up, 680mm
Grips	Cannondale Ergo Fitness Dual Density, Lock-on
Stem	Cannondale 3 with Intellimount, Alloy, 31.8mm clamp
Headset	FSA Sealed Bearing, Integrated, 1-1/4"-1-1/8"
Brakes	Shimano UR300 hydraulic disc, 160/160mm RT56 rotors
Brake Levers	Shimano MT201 hydraulic disc
Saddle	Cannondale Fitness Ergo Double Density
Seatpost	6061 Alloy, 31.6 x 350mm
Connectivity	Cannondale Wheel Sensor
Sizes	SM, MD, LG
Color 1	Sage Gray (SGG)
Extras	Herrmans H-Trace rear light

Quick Neo SL 2 Remixte



C63400U

Frame	Low-step, SmartForm C3 alloy, internal battery, SAVE, tapered head tube, Straightshot hidden cable routing, flat mount disc, rack/fender mounts, 360° reflectivity
Fork	Full carbon, 12x100mm thru-axle, 1-1/4" to 1-1/8" tapered steerer, flat mount disc, fender mounts, 360° reflectivity
Drive Unit	Mahle ebikemotion X35 250W
Battery	Mahle ebikemotion X35 250Wh
Charger	Mahle ebikemotion X35
Rims	Shining, 32 hole
Spokes	(F) Stainless Steel, 14g / (R) 13g
Tires	Schwalbe Energizer Plus, 700 x 38c, Green Guard, Addix-E compound
Pedals	Cannondale Urban Pedal
Crank	Prowheel, 38T
Bottom Bracket	Cartridge, square taper
Chain	KMC E9T, 9-speed

Rear Cogs	Shimano HG201, 11-36, 9-speed
Rear Derailleur	Shimano Altus
Shifters	Shimano Altus, 9-speed
Handlebar	Cannondale Riser, 6061 Alloy, 18mm rise, 8° back, 4° up, 680mm
Grips	Cannondale Ergo Fitness Dual Density, Lock-on
Stem	Cannondale 3 with Intellimount, Alloy, 31.8mm clamp
Headset	FSA Sealed Bearing, Integrated, 1-1/4"-1-1/8"
Brakes	Shimano UR300 hydraulic disc, 160/160mm RT56 rotors
Brake Levers	Shimano MT201 hydraulic disc
Saddle	Cannondale Fitness Ergo Double Density
Seatpost	6061 Alloy, 31.6 x 350mm
Connectivity	Cannondale Wheel Sensor
Sizes	SM, LG
Color 1	Turquoise (TRQ)
Extras	Herrmans H-Trace rear light

Treadwell Neo

DAY IN, DAY OUT

Treadwell Neo EQ



C63250M

Frame	SmartForm C3 Alloy, low standover Ride-Easy geometry, internal downtube battery, hidden cable routing, Urban Armor frame bumpers, flat mount disc, rack/fender mounts, kickstand mount
Fork	SmartForm C3 Alloy blades, 1-1/8" steerer, OutFront offset, flat mount disc, mid-blade rack/fender mounts
Drive Unit	Mahle ebikemotion X35 250W
Battery	Mahle ebikemotion X35 250Wh
Charger	Mahle ebikemotion X35
Rims	Cannondale Disc, double wall w/eyelet, 32h
Hubs	(F) Sealed Alloy Disc, QR / (R) Mahle ebikemotion X35 250W
Spokes	Stainless Steel, 14g
Tires	Maxxis DTR-1, 650b x 47c
Pedals	Cannondale Comfort
Crank	Prowheel, 38T
Bottom Bracket	Cartridge, sealed
Chain	KMC E9T, 9-speed
Rear Cogs	Sunrace, 11-36, 9-speed

Rear Derailleur	Shimano Alivio
Shifters	Shimano Acera, 9-speed
Handlebar	Cannondale Cruise Control riser, 6061 alloy, 31.8mm, 15° back, 740mm
Grips	Cannondale Comfort
Stem	Cannondale 3 with Intellimount with high direct light mount, alloy, 31.8mm clamp
Headset	FSA, Alloy, 1-1/8" Ahead, semi-integrated
Brakes	Tektro HD-R280 hydraulic disc, 160/140mm rotors
Brake Levers	Tektro hydraulic disc
Saddle	Cannondale Treadwell, 170mm, steel rails
Seatpost	Promax Suspension Seatpost, 31.6, 40mm
Connectivity	Cannondale Wheel Sensor
Sizes	SM, MD, LG
Color 1	Black (BLK)
Extras	Herrmans H-Black MR8 front light / Herrmans H-trace rear light, fenders, front rack (10kg max capacity), kickstand

Treadwell Neo EQ Remixte



C63250U

Frame	SmartForm C3 Alloy, low-step Ride-Easy geometry, internal downtube battery, hidden cable routing, Urban Armor frame bumpers, flat mount disc, rack/fender mounts, kickstand mount
Fork	SmartForm C3 Alloy blades, 1-1/8" steerer, OutFront offset, flat mount disc, mid-blade rack/fender mounts
Drive Unit	Mahle ebikemotion X35 250W
Battery	Mahle ebikemotion X35 250Wh
Charger	Mahle ebikemotion X35
Rims	Cannondale Disc, double wall w/eyelet, 32h
Hubs	(F) Sealed Alloy Disc, QR / (R) Mahle ebikemotion X35 250W
Spokes	Stainless Steel, 14g
Tires	Maxxis DTR-1, 650b x 47c
Pedals	Cannondale Comfort
Crank	Prowheel, 38T
Bottom Bracket	Cartridge, sealed
Chain	KMC E9T, 9-speed
Rear Cogs	Sunrace, 11-36, 9-speed

Rear Derailleur	Shimano Alivio
Shifters	Shimano Acera, 9-speed
Handlebar	Cannondale Cruise Control riser, 6061 alloy, 31.8mm, 15° back, 740mm
Grips	Cannondale Comfort
Stem	Cannondale 3 with Intellimount with high direct light mount, alloy, 31.8mm clamp
Headset	FSA, Alloy, 1-1/8" Ahead, semi-integrated
Brakes	Tektro HD-R280 hydraulic disc, 160/140mm rotors
Brake Levers	Tektro hydraulic disc
Saddle	Cannondale Treadwell, 170mm, steel rails
Seatpost	Promax Suspension Seatpost, 31.6, 40mm
Connectivity	Cannondale Wheel Sensor
Sizes	SM, LG
Color 1	Black (BLK)
Extras	Herrmans H-Black MR8 front light / Herrmans H-trace rear light, fenders, front rack (10kg max capacity), kickstand

Treadwell Neo 2 EQ

RENDERING



RENDERING

EMBARGO

MARCH 21

C63302U

Frame	SmartForm C3 Alloy, low standover Ride-Easy geometry, internal downtube battery, hidden cable routing, Urban Armor frame bumpers, flat mount disc, rack/fender mounts, kickstand mount
Fork	SmartForm C3 Alloy blades, 1-1/8" steerer, OutFront offset, flat mount disc, mid-blade rack/fender mounts
Drive Unit	Hydrive MRC-250 250W
Battery	Hydrive 250Wh
Display	Handlebar-mounted Hydrive HMI, smartphone app with Intellimount stem
Charger	Hydrive
Rims	Cannondale Disc, double wall w/eyelet, 32h
Hubs	(F) Sealed Alloy Disc, QR / (R) Hydrive MRC-250 250W
Spokes	Stainless Steel, 14g
Tires	Maxxis DTR-1, 650b x 47c
Pedals	Cannondale Comfort
Crank	Samox, 38T
Chain	KMC X8, 8-speed
Rear Cogs	Sunrace, 11-34, 8-speed

Rear Derailleur	microSHIFT M26L
Shifters	microSHIFT, 8-speed
Handlebar	Cannondale Cruise Control riser, 6061 alloy, 31.8mm, 15° back, 740mm
Grips	Cannondale Comfort
Stem	Cannondale 3 with Intellimount with high direct light mount, Alloy, 31.8mm clamp
Headset	FSA, Alloy, 1-1/8" Ahead, semi-integrated
Brakes	Tektro HD-R280 hydraulic disc, 160/160mm rotors
Brake Levers	Tektro hydraulic disc
Saddle	Cannondale Treadwell, 170mm, steel rails
Seatpost	Cannondale, 6061 Alloy, 31.6 x 400mm
Sizes	SM, MD, LG
Color 1	Purple Haze (PRH)
Color 2	Charcoal Gray (GRY)
Extras	Herrmans H-Black MR8 front light / Herrmans H-trace rear light, fenders, front rack (10kg max capacity), kickstand

Treadwell Neo 2 EQ Remixte

RENDERING



RENDERING

EMBARGO

MARCH 21

C63352U

Frame	SmartForm C3 Alloy, low-step Ride-Easy geometry, internal downtube battery, hidden cable routing, Urban Armor frame bumpers, flat mount disc, rack/fender mounts, kickstand mount
Fork	SmartForm C3 Alloy blades, 1-1/8" steerer, OutFront offset, flat mount disc, mid-blade rack/fender mounts
Drive Unit	Hydrive MRC-250 250W
Battery	Hydrive 250Wh
Display	Handlebar-mounted Hydrive HMI, smartphone app with Intellimount stem
Charger	Hydrive
Rims	Cannondale Disc, double wall w/eyelet, 32h
Hubs	(F) Sealed Alloy Disc, QR / (R) Hydrive MRC-250 250W
Spokes	Stainless Steel, 14g
Tires	Maxxis DTR-1, 650b x 47c
Pedals	Cannondale Comfort
Crank	Samox, 38T
Chain	KMC X8, 8-speed
Rear Cogs	Sunrace, 11-34, 8-speed

Rear Derailleur	microSHIFT M26L
Shifters	microSHIFT, 8-speed
Handlebar	Cannondale Cruise Control riser, 6061 alloy, 31.8mm, 15° back, 740mm
Grips	Cannondale Comfort
Stem	Cannondale 3 with Intellimount with high direct light mount, Alloy, 31.8mm clamp
Headset	FSA, Alloy, 1-1/8" Ahead, semi-integrated
Brakes	Tektro HD-R280 hydraulic disc, 160/160mm rotors
Brake Levers	Tektro hydraulic disc
Saddle	Cannondale Treadwell, 170mm, steel rails
Seatpost	Cannondale, 6061 Alloy, 31.6 x 400mm
Sizes	SM, LG
Color 1	Charcoal Gray (GRY)
Color 2	Purple Haze (PRH)
Extras	Herrmans H-Black MR8 front light / Herrmans H-trace rear light, fenders, front rack (10kg max capacity), kickstand

Treadwell Neo 2

RENDERING

EMBARGO

MARCH 21



C63402U

Frame	SmartForm C3 Alloy, low standover Ride-Easy geometry, internal downtube battery, hidden cable routing, Urban Armor frame bumpers, flat mount disc, rack/fender mounts, kickstand mount
Fork	Chromoly, 1-1/8" steerer, OutFront offset, mid-blade mounts
Drive Unit	Hydrive MRC-250 250W
Battery	Hydrive 250Wh
Display	Handlebar-mounted Hydrive HMI, smartphone app with Intellimount stem
Charger	Hydrive
Rims	Cannondale Disc, double wall w/eyelet, 32h
Hubs	(F) Sealed Alloy Disc, QR / (R) Hydrive MRC-250 250W
Spokes	Stainless Steel, 13g
Tires	Maxxis DTR-1, 650b x 47c
Pedals	Cannondale Comfort
Crank	Samox, 38T
Chain	KMC Z7, 7-speed

Rear Cogs	Sunrace, 11-34, 7-speed
Rear Derailleur	microSHIFT M26L
Shifters	microSHIFT, 8-speed
Handlebar	Cannondale Cruise Control riser, 6061 alloy, 31.8mm, 15° back, 740mm
Grips	Cannondale Comfort
Stem	Cannondale 3 with Intellimount, Alloy, 31.8mm clamp
Headset	FSA, Alloy, 1-1/8" Ahead, semi-integrated
Brakes	Tektro Mechanical Disc, 160/160mm rotors
Brake Levers	Tektro
Saddle	Cannondale Treadwell, 170mm, steel rails
Seatpost	Cannondale, 6061 Alloy, 31.6 x 400mm
Sizes	SM, MD, LG
Color 1	Gunmetal Green (GMG)
Extras	Herrmans H-Trace rear light, Kickstand

Treadwell Neo 2 Remixte

RENDERING

EMBARGO

MARCH 21



C63452U

Frame	SmartForm C3 Alloy, low-step Ride-Easy geometry, internal downtube battery, hidden cable routing, Urban Armor frame bumpers, flat mount disc, rack/fender mounts, kickstand mount
Fork	Chromoly, 1-1/8" steerer, OutFront offset, mid-blade mounts
Drive Unit	Hydrive MRC-250 250W
Battery	Hydrive 250Wh
Display	Handlebar-mounted Hydrive HMI, smartphone app with Intellimount stem
Charger	Hydrive
Rims	Cannondale Disc, double wall w/eyelet, 32h
Hubs	(F) Sealed Alloy Disc, QR / (R) Hydrive MRC-250 250W
Spokes	Stainless Steel, 13g
Tires	Maxxis DTR-1, 650b x 47c
Pedals	Cannondale Comfort
Crank	Samox, 38T
Chain	KMC Z7, 7-speed

Rear Cogs	Sunrace, 11-34, 7-speed
Rear Derailleur	microSHIFT M26L
Shifters	microSHIFT, 8-speed
Handlebar	Cannondale Cruise Control riser, 6061 alloy, 31.8mm, 15° back, 740mm
Grips	Cannondale Comfort
Stem	Cannondale 3 with Intellimount, Alloy, 31.8mm clamp
Headset	FSA, Alloy, 1-1/8" Ahead, semi-integrated
Brakes	Tektro Mechanical Disc, 160/160mm rotors
Brake Levers	Tektro
Saddle	Cannondale Treadwell, 170mm, steel rails
Seatpost	Cannondale, 6061 Alloy, 31.6 x 400mm
Sizes	SM, LG
Color 1	Gunmetal Green (GMG)
Extras	Herrmans H-Trace rear light, Kickstand

SuperSix EVO Neo

FAST, JUST GOT FASTER

cannondale

SuperSix EVO Neo 1



C66150M

Frame	BallisTec Carbon, internal downtube battery, integrated cable routing w/ Switchplate, dropout/axle spacing 135mm, SAVE, T47, flat mount disc, integrated seat binder
Fork	BallisTec Carbon, SAVE, integrated crown race, 12x100mm Speed Release thru-axle, flat mount disc, internal routing, 1-1/8" to 1-1/4" steerer and 55mm offset (S, M), 1-1/8" to 1-3/8" steerer and 45mm offset (L)
Drive Unit	Mahle ebikemotion X35 250W
Battery	Mahle ebikemotion X35 250Wh
Charger	Mahle ebikemotion X35
Rims	HollowGram 45 KNØT, Carbon, 20h front, 32h rear, 45mm deep, 21mm ID, tubeless ready
Hubs	(F) HollowGram KNØT, sealed bearing 12x100mm centerlock / (R) ebikemotion X35 250W disc
Spokes	DT Swiss Aerolite
Tires	Vittoria Rubino Pro Bright Black, 700 x 25c
Pedals	Not Included
Crank	HollowGram, T47, OPI SpideRing, 50/34
Bottom Bracket	FSA T47 MegaEvo, threaded

Chain	Shimano HG701, 11-speed
Rear Cogs	Shimano Ultegra, 11-30, 11-speed
Front Derailleur	Shimano Dura-Ace Di2, braze-on
Rear Derailleur	Shimano Dura-Ace Di2
Shifters	Shimano Dura-Ace Di2 hydraulic disc, 11-speed
Handlebar	HollowGram SystemBar SAVE, Carbon, 8 deg. pitch adjust
Grips	Prologo One Touch
Stem	HollowGram KNØT, Alloy w/ cable cover, -6°
Headset	Integrated, 1-1/8" to 1-1/4" (S, M), 1-1/8" to 1-3/8" (L)
Brakes	Shimano Dura-Ace Di2 hydraulic disc, 160mm RT64(F)/160mm RT66(R) rotors
Brake Levers	Shimano Dura-Ace Di2 hydraulic disc
Saddle	Prologo Dimension NDR, 143mm width, Tirox rails
Seatpost	HollowGram 27 SL KNØT, Carbon, 2 bolt clamp, 330mm, 15mm offset
Connectivity	Cannondale Wheel Sensor
Sizes	SM, MD, LG
Color 1	Graphite (GRA)

SuperSix EVO Neo 2



C66251U

Frame	BallisTec Carbon Frame, internal downtube battery, SAVE, T47, flat mount disc, integrated seat binder
Fork	BallisTec Carbon, SAVE, integrated crown race, 12x100mm Speed Release thru-axle, flat mount disc, internal routing, 1-1/8" to 1-1/4" steerer and 55mm offset (S, M), 1-1/8" to 1-3/8" steerer and 45mm offset (L)
Drive Unit	Mahle ebikemotion X35 250W
Battery	Mahle ebikemotion X35 250Wh
Charger	Mahle ebikemotion X35
Rims	Cannondale RDe 1.0, 28h front, 32h rear
Hubs	(F) Formula RX-812, 12x100 disc / (R) ebikemotion X35 250W disc
Spokes	(F) Stainless Steel, 14g / (R) 13g
Tires	Vittoria Rubino Pro Bright Black, 700 x 28c
Pedals	Not included
Crank	HollowGram, T47, OPI SpideRing, 50/34
Bottom Bracket	FSA T47 MegaEvo, threaded
Chain	Shimano HG701, 11-speed

Rear Cogs	Shimano Ultegra, 11-34, 11-speed
Front Derailleur	Shimano Ultegra Di2, braze-on
Rear Derailleur	Shimano Ultegra Di2 GS
Shifters	Shimano Ultegra Di2, 11-speed
Handlebar	HollowGram SystemBar SAVE, Carbon, 8 deg. pitch adjust
Grips	Cannondale Bar Tape, 3.5mm
Stem	HollowGram KNØT, Alloy w/ cable cover, -6°
Headset	Integrated, 1-1/8" to 1-1/4" (S, M), 1-1/8" to 1-3/8" (L)
Brakes	Shimano Ultegra Di2 hydraulic disc, 160/160mm RT66 rotors
Brake Levers	Shimano Ultegra Di2 hydraulic disc
Saddle	Prologo Dimension NDR, Tirox rails
Seatpost	HollowGram 27 SL KNØT, Carbon, 2 bolt clamp, 330mm, 15mm offset
Connectivity	Cannondale Wheel Sensor
Sizes	SM, MD, LG
Color 1	Stealth Grey (SGY)

SuperSix EVO Neo 3



C66350M

Frame	BallisTec Carbon, internal downtube battery, integrated cable routing w/ Switchplate, dropout/axle spacing 135mm, SAVE, T47, flat mount disc, integrated seat binder
Fork	BallisTec Carbon, SAVE, integrated crown race, 12x100mm Speed Release thru-axle, flat mount disc, internal routing, 1-1/8" to 1-1/4" steerer and 55mm offset (S, M), 1-1/8" to 1-3/8" steerer and 45mm offset (L)
Drive Unit	Mahle ebikemotion X35 250W
Battery	Mahle ebikemotion X35 250Wh
Charger	Mahle ebikemotion X35
Rims	Cannondale RDe 1.0 , 28h front, 32h rear
Hubs	(F) Formula CL-712, 12x100 disc / (R) ebikemotion X35 250W disc
Spokes	(F) Stainless Steel, 14g / (R) 13g
Tires	Vittoria Rubino Pro Bright Black, 700 x 28c
Pedals	Not Included
Crank	Cannondale 1 w/ FSA rings, 50/34
Bottom Bracket	FSA T47 MegaEvo, threaded

Chain	Shimano HG601, 11-speed
Rear Cogs	Shimano 105, 11-34, 11-speed
Front Derailleur	Shimano 105, braze-on
Rear Derailleur	Shimano 105 GS
Shifters	Shimano 105 hydraulic disc, 11-speed
Handlebar	Cannondale 3, 6061 alloy, Compact
Grips	Cannondale Bar Tape, 3.5mm
Stem	Cannondale 3, 6061 Alloy, 7-degree
Headset	Integrated, 1-1/8" to 1-1/4" (S, M), 1-1/8" to 1-3/8" (L)
Brakes	Shimano 105 hydraulic disc, 160/160mm RT56 rotors
Brake Levers	Shimano 105 hydraulic disc
Saddle	Prologo Dimension NDR, 143mm width, STN rails
Seatpost	HollowGram 27 KNØT, Alloy, 2 bolt clamp, 330mm, 15mm offset
Connectivity	Cannondale Wheel Sensor
Sizes	SM, MD, LG
Color 1	Black Pearl (BPL)

Topstone Neo Carbon

MORE GIVE. A LOT MORE GO.

cannondale

Topstone Neo Carbon Lefty LE



C62051U

Frame	BallisTec Carbon Frame, removable downtube battery, Kingpin suspension system, 12x148 thru-axle, dropper post compatible
Fork	All-New Lefty Oliver Carbon, 30mm travel, Chamber Damper w/ All-Over tune, ISO High-Ride air spring, tapered steerer, 650b, 55mm offset
Drive Unit	Bosch Performance Line CX 250W
Battery	Bosch PowerTube 500Wh
Display	Bosch Nyon
Charger	Bosch 4A
Rims	WTB ST i25 TCS, 32h, tubeless ready
Hubs	(F) Lefty 50 (R) Formula cartridge bearing, 12x148mm thru-axle
Spokes	Stainless Steel, 14g
Tires	WTB Resolute, 650b x 42c, tubeless ready
Pedals	Not included
Crank	Praxis Alloy eCrank for Bosch, SRAM Force X-SYNC Chainring, 44T

Chain	SRAM X01 Eagle, 12-speed
Rear Cogs	SRAM XG-1275, GX Eagle, 10-50, 12-speed
Rear Derailleur	SRAM X01 Eagle eTap AXS
Shifters	SRAM Force eTap AXS HRD, 12-speed
Handlebar	Cannondale 3, butted 6061 alloy, 16 deg flare drop
Grips	Cannondale Bar Tape, 3.5mm
Stem	Cannondale, 6061 Alloy, 31.8, 7°
Headset	Integrated, 1.5" lower to 1-1/8" upper, 25mm Carbon top cap
Brakes	SRAM Force AXS, 160/160mm Centerline rotors
Brake Levers	SRAM Force AXS
Saddle	Fabric Scoop Shallow Race, ti rails
Seatpost	Promax SP-2032E, Carbon, 27.2
Connectivity	Cannondale Wheel Sensor
Sizes	SM, MD, LG, XL
Color 1	Copper (CPR)

Topstone Neo Carbon 1 Lefty



C62101M

Frame	BallisTec Carbon Frame, removable downtube battery, Kingpin suspension system, 12x148 thru-axle, dropper post compatible
Fork	All-New Lefty Oliver Carbon, 30mm travel, Chamber Damper w/ All-Over tune, ISO High-Ride air spring, tapered steerer, 650b, 55mm offset
Drive Unit	Bosch Performance Line CX 250W
Battery	Bosch PowerTube 500Wh
Display	Bosch Kiox
Charger	Bosch 4A
Rims	WTB ST i25 TCS, 32h, tubeless ready
Hubs	(F) Formula, Lefty / (R) Formula, 12x148mm thru-axle
Spokes	Stainless Steel, 14g
Tires	WTB Resolute, 650b x 42c, tubeless ready
Pedals	Not included
Crank	Praxis Alloy eCrank for Bosch, SRAM Force X-SYNC Chainring, 44T
Chain	SRAM X01 Eagle, 12-speed

Rear Cogs	SRAM XG-1275, GX Eagle, 10-50, 12-speed
Rear Derailleur	SRAM X01 Eagle eTap AXS
Shifters	SRAM Force eTap AXS HRD, 2x12
Handlebar	Cannondale 3, butted 6061 alloy, 16 deg flare drop
Grips	Cannondale Bar Tape, 3.5mm
Stem	Cannondale, 6061 Alloy, 31.8, 7°
Headset	Integrated, 1.5" lower to 1-1/8" upper w/ reducer, 25mm Carbon top cap
Brakes	SRAM Force AXS, 180/160mm Centerline rotors
Brake Levers	SRAM Force AXS
Saddle	Fabric Scoop Shallow Race, titanium rails
Seatpost	Promax SP-9032, Carbon, 27.2
Connectivity	Cannondale Wheel Sensor
Sizes	SM, MD, LG, XL
Color 1	Emerald (EMR)

Topstone Neo Carbon 2



C62201M

Frame	BallisTec Carbon Frame, removable downtube battery, Kingpin suspension system, 12x148 thru-axle, dropper post compatible
Fork	BallisTec Carbon, 1-1/8" to 1.5" steerer, 55mm OutFront offset, flat mount disc, internal routing, 12x110 thru axle
Drive Unit	Bosch Performance Line CX 250W
Battery	Bosch PowerTube 500Wh
Display	Bosch Kiox
Charger	Bosch 4A
Rims	WTB KOM Light i23 TCS, 28h, tubeless ready
Hubs	(F) Formula CSG-1905, 12x110mm thru-axle / (R) Formula, 12x148mm thru-axle
Spokes	Stainless Steel, 14g
Tires	WTB Riddler TCS Light, 700 x 37c, tubeless ready
Pedals	Not included
Crank	FSA Bosch E-Bike, 48/32T
Chain	Shimano HG701, 11-speed
Rear Cogs	Shimano 105, 11-34, 11-speed

Front Derailleur	Shimano GRX 800, braze-on
Rear Derailleur	Shimano GRX 810, Shadow RD+
Shifters	Shimano GRX 800, 2x11
Handlebar	Cannondale 3, butted 6061 alloy, 16 deg flare drop
Grips	Cannondale Bar Tape, 3.5mm
Stem	Cannondale, 6061 Alloy, 31.8, 7°
Headset	Integrated, 1.5" lower to 1-1/8" upper w/ reducer, 25mm Alloy top cap
Brakes	Shimano GRX hydraulic disc, 160mm RT64 rotors
Brake Levers	Shimano GRX hydraulic disc
Saddle	Fabric Scoop Shallow Race, titanium rails
Seatpost	Promax SP-9032, Carbon, 27.2
Connectivity	Cannondale Wheel Sensor
Sizes	SM, MD, LG, XL
Color 1	Black Pearl (BPL)

Topstone Neo Carbon 3 Lefty



C62151M

Frame	BallisTec Carbon Frame, removable downtube battery, Kingpin suspension system, 12x148 thru-axle, dropper post compatible
Fork	All-New Lefty Oliver, 30mm travel, Chamber Damper w/ All-Over tune, ISO High-Ride air spring, tapered steerer, 650b, 55mm offset
Drive Unit	Bosch Performance Line CX 250W
Battery	Bosch PowerTube 500Wh
Display	Bosch Purion
Charger	Bosch 4A
Rims	WTB ST i23 TCS, 28h, tubeless ready
Hubs	(F) Formula, Lefty / (R) Formula, 12x148mm thru-axle
Spokes	Stainless Steel, 14g
Tires	WTB Resolute, 650b x 42c, tubeless ready
Pedals	Not included
Crank	FSA Bosch E-Bike, FSA Megatooth, 42T
Chain	KMC e-11 EPT, 11-speed

Rear Cogs	Shimano SLX, 11-42, 11-speed
Rear Derailleur	Shimano GRX 812, Shadow RD+
Shifters	Shimano GRX 600, 1x11
Handlebar	Cannondale 3, butted 6061 alloy, 16 deg flare drop
Grips	Cannondale Bar Tape, 3.5mm
Stem	Cannondale 2, 6061 Alloy, 31.8, 7°
Headset	Integrated, 1.5" lower to 1-1/8" upper w/ reducer, 25mm Alloy top cap
Brakes	Shimano GRX hydraulic disc, 160mm RT56 rotors
Brake Levers	Shimano GRX hydraulic disc
Saddle	Fabric Scoop Shallow Sport, steel rails
Seatpost	Promax SP-2032, Alloy, 27.2
Sizes	SM, MD, LG, XL
Color 1	Grey (GRY)

Topstone Neo Carbon 4



C62251M

Frame	BallisTec Carbon Frame, removable downtube battery, Kingpin suspension system, 12x148 thru-axle, dropper post compatible
Fork	BallisTec Carbon, 1-1/8" to 1.5" steerer, 55mm OutFront offset, flat mount disc, internal routing, 12x110 thru axle
Drive Unit	Bosch Performance Line CX 250W
Battery	Bosch PowerTube 500Wh
Display	Bosch Purion
Charger	Bosch 4A
Rims	WTB ST TCS i23 28h, tubeless ready
Hubs	(F) Formula CSG-1905, 12x110mm thru-axle / (R) Shimano MT400, 12x148mm, thru-axle
Spokes	Stainless Steel, 14g
Tires	WTB Riddler Comp, 700 x 37c
Pedals	Not included
Crank	FSA Bosch E-Bike, 48/32T
Chain	KMC X10EL, 10-speed

Rear Cogs	Shimano HG500, 11-34, 10-speed
Front Derailleur	Shimano GRX 400, braze-on
Rear Derailleur	Shimano GRX 400, Shadow RD+
Shifters	Shimano GRX 400, 2x10
Handlebar	Cannondale 3, butted 6061 alloy, 16 deg flare drop
Grips	Cannondale Bar Tape, 3.5mm
Stem	Cannondale 2, 6061 Alloy, 31.8, 7°
Headset	Integrated, 1.5" lower to 1-1/8" upper w/ reducer, 25mm Alloy top cap
Brakes	Shimano GRX hydraulic disc, 160mm RT54 rotors
Brake Levers	Shimano GRX hydraulic disc
Saddle	Fabric Scoop Shallow Sport, steel rails
Seatpost	Promax SP-2032, Alloy, 27.2
Sizes	SM, MD, LG, XL
Color 1	Champagne (CHP)

Topstone Neo SL 1

EMBARGO
FEBRUARY 21



C62301M

Frame	SmartForm C2 Alloy, 135mm bolt-on drop out, tapered headtube, flat mount disc, multiple gear/bottle mounts
Fork	Full Carbon, 1-1/8" to 1.5" steerer, 55mm OutFront offset, flat mount disc, internal routing, 12x100 speed release thru axle
Drive Unit	Mahle ebikemotion X35 250W
Battery	Mahle ebikemotion X35 250Wh
Charger	Mahle ebikemotion X35
Rims	Cannondale Disc, double wall, tubeless ready 32h (R) / 28h (F)
Hubs	(F) Formula CRX-512, 12x100mm thru-axle / (R) EbikeMotion X35+
Spokes	Stainless Steel, 13g
Tires	WTB Resolute TCS, 700 x 42c, tubeless ready
Pedals	Not included
Crank	Shimano GRX 600, 40T
Bottom Bracket	Shimano BSA Sealed
Chain	Shimano HG601, 11-speed

Rear Cogs	Shimano SLX, 11-42, 11-speed
Rear Derailleur	Shimano GRX 812, Shadow RD+
Shifters	Shimano GRX 600, 11-speed
Handlebar	Cannondale 3, butted 6061 alloy, 16 deg flare drop
Grips	Cannondale Bar Tape, 3.5mm
Stem	Cannondale 3, 6061 Alloy, 31.8, 7°
Headset	Integrated, 1.5" lower to 1-1/8" upper w/ reducer, 25mm Alloy top cap
Brakes	Shimano GRX 400 hydraulic disc, 160/160mm RT56 rotors
Brake Levers	Shimano GRX 600 hydraulic disc
Saddle	Fabric Scoop Shallow Sport, steel rails
Seatpost	Promax SP-9032E, Carbon, 27.2
Connectivity	Cannondale Wheel Sensor
Sizes	SM, MD, LG, XL
Color 1	Agave (AGV)

Topstone Neo SL 2

EMBARGO
FEBRUARY 21



C62401M

Frame	SmartForm C2 Alloy, 135mm bolt-on drop out, tapered headtube, flat mount disc, multiple gear/bottle mounts
Fork	Full Carbon, 1-1/8" to 1.5" steerer, 55mm OutFront offset, flat mount disc, internal routing, 12x100 speed release thru axle
Drive Unit	Mahle ebikemotion X35 250W
Battery	Mahle ebikemotion X35 250Wh
Charger	Mahle ebikemotion X35
Rims	Cannondale Disc, double wall, tubeless ready 32h (R) / 28h (F)
Hubs	(F) Formula CRX-512, 12x100mm thru-axle / (R) EbikeMotion X35+
Spokes	Stainless Steel, 13g
Tires	WTB Resolute Comp, 700 x 42c, tubeless ready
Pedals	Not included
Crank	Shimano GRX 600, 46/30
Bottom Bracket	Shimano BSA Sealed
Chain	Shimano Deore, 10-speed

Rear Cogs	Shimano HG500, 11-34, 10-speed
Front Derailleur	Shimano GRX 400, braze-on w/ band clamp adapter
Rear Derailleur	Shimano GRX 400, Shadow RD+
Shifters	Shimano GRX 400, 10-speed
Handlebar	Cannondale 3, butted 6061 alloy, 16 deg flare drop
Grips	Cannondale Bar Tape, 3.5mm
Stem	Cannondale 2, 6061 Alloy, 31.8, 7°
Headset	Integrated, 1.5" lower to 1-1/8" upper w/ reducer, 25mm Alloy top cap
Brakes	Shimano GRX 400 hydraulic disc, 160/160mm RT56 rotors
Brake Levers	Shimano GRX 400 hydraulic disc
Saddle	Fabric Scoop Shallow Sport, steel rails
Seatpost	Promax SP-2032E, Carbon, 27.2
Sizes	SM, MD, LG, XL
Color 1	Graphite (GRA)

Moterra Neo

BOUNDLESS

Moterra Neo Carbon 1



C65101M

Frame	160mm travel, BallisTec Carbon Front Triangle, SmartForm C1 Alloy Swingarm, Proportional Response Tuned Suspension, removable downtube battery, alloy skid plate, Ai offset drivetrain, internal cable routing, 148x12mm thru-axle, post mount brake, tapered headtube
Fork	RockShox ZEB Ultimate, Charger 2.1 RC2, 160mm, DebonAir, 15x110mm
Rear Shock	RockShox Deluxe Select+ RT, DebonAir
Drive Unit	Bosch Performance Line CX 250W
Battery	Bosch PowerTube 625Wh
Display	Bosch Kiox
Charger	Bosch 4A
Rims	WTB KOM Trail i30 TCS, 32h, tubeless ready
Hubs	(F) Formula DC-51131, 15x110mm thru-axle / (R) SRAM MTH 700, 12x148mm thru-axle, XD Driver
Spokes	DT Swiss Champion
Tires	(F) Maxxis Assegai, 27.5/29 x 2.6", dual compound, EXO, tubeless ready / (R) Maxxis DHR II, 27.5/29 x 2.6", 3C, EXO+, tubeless ready
Pedals	Not included

Crank	FSA Bosch E-bike w/ custom Ai offset, 160mm, 34T
Chain	SRAM XX1-Eagle Rainbow, 12-speed
Rear Cogs	SRAM XX1-Eagle Rainbow, 10-52, 12-speed
Rear Derailleur	SRAM X01 Eagle
Shifters	SRAM GX Eagle, single click, 12-speed
Handlebar	Cannondale 3 Riser, 6061 Alloy, 15mm rise, 8° sweep, 4° rise, 780mm
Grips	Fabric FunGuy
Stem	Cannondale 1, 3D Forged 6061 Alloy, 1-1/8", 31.8, 7°
Headset	Integrated Sealed Bearing, Tapered
Brakes	Magura MT7 4-piston hydraulic disc, Magura MDR-P 220/203mm, 6-bolt rotors
Brake Levers	Magura MT7 Trail HC hydraulic disc
Saddle	Fabric Scoop Shallow Elite, cro-mo rails
Seatpost	Cannondale DownLow Dropper, internal routing, 31.6, 100mm (S), 125mm (M), 150mm (L/XL)
Sizes	(27.5) SM (29) MD, LG, XL
Color 1	Mercury (MRC)
Extras	Supernova Mini 2 Pro light

Moterra Neo Carbon SE



C65171M

Frame	160mm travel, BallisTec Carbon Front Triangle, SmartForm C1 Alloy Swingarm, Proportional Response Tuned Suspension, removable downtube battery, alloy skid plate, Ai offset drivetrain, internal cable routing, 148x12mm thru-axle, post mount brake, tapered headtube
Fork	RockShox Boxxer Select Charger RC, 180mm, DebonAir, 20x110, 56mm offset
Rear Shock	RockShox Super Deluxe Select
Drive Unit	Bosch Performance Line CX 250W
Battery	Bosch PowerTube 625Wh
Display	Bosch Purion
Charger	Bosch 4A
Rims	WTB KOM Trail i30 TCS, 32h, tubeless ready
Hubs	(F) Formula 20x110mm Boost (R) SRAM MTH 700, 12 x 148, XD Driver
Spokes	DT Swiss Champion
Tires	Maxxis Assegai, 27.5/29 x 2.5", Dual compound, EXO puncture protection, tubeless ready
Pedals	Not included
Crank	FSA Bosch E-bike w/ custom Ai offset, 160mm, 34T

Chain	SRAM NX Eagle, 12-speed
Rear Cogs	SRAM XG-1275 Eagle, 10-52, 12-speed
Rear Derailleur	SRAM GX Eagle
Shifters	SRAM NX Eagle, single click, 12-speed
Handlebar	Cannondale 3 Riser, 6061 Alloy, 15mm rise, 8° sweep, 4° rise, 780mm
Grips	Fabric FunGuy
Stem	Cannondale 1, 3D Forged 6061 Alloy, 1-1/8", 31.8, 7°
Headset	Integrated Sealed Bearing, Tapered
Brakes	SRAM Code R hydraulic disc, 4-piston, CenterLine 200/200mm rotors
Brake Levers	SRAM Code R hydraulic disc
Saddle	Fabric Scoop Shallow Sport, steel rails
Seatpost	Cannondale DownLow Dropper, internal routing, 31.6, 100mm (S), 125mm (M), 150mm (L/XL)
Sizes	(27.5) SM (29) MD-LG-XL
Color 1	Stealth Grey (SGY)
Extras	Pre-installed light cables

Moterra Neo Carbon 2



C65201M

Frame	160mm travel, BallisTec Carbon Front Triangle, SmartForm C1 Alloy Swingarm, Proportional Response Tuned Suspension, removable downtube battery, alloy skid plate, Ai offset drivetrain, internal cable routing, 148x12mm thru-axle, post mount brake, tapered headtube
Fork	RockShox ZEB Select, Charger RC, 160mm, DebonAir, 15x110mm
Rear Shock	RockShox Deluxe Select R, DebonAir
Drive Unit	Bosch Performance Line CX 250W
Battery	Bosch PowerTube 625Wh
Display	Bosch Purion
Charger	Bosch 4A
Rims	WTB ST i29 TCS, 32h, tubeless ready
Hubs	(F) Formula DC-51131, 15x110mm thru-axle / (R) SRAM MTH 700, 12x148mm thru-axle, XD Driver
Spokes	DT Swiss Champion
Tires	(F) Maxxis Assegai, 27.5/29 x 2.6", dual compound, EXO, tubeless ready / (R) Maxxis DHR II, 27.5/29 x 2.6", 3C, EXO+, tubeless ready
Pedals	Not included
Crank	FSA Bosch E-bike w/ custom Ai offset, 160mm, 34T

Chain	SRAM NX Eagle, 12-speed
Rear Cogs	SRAM XG-1275 Eagle, 10-52, 12-speed
Rear Derailleur	SRAM GX Eagle
Shifters	SRAM NX Eagle, single click, 12-speed
Handlebar	Cannondale 3 Riser, 6061 Alloy, 15mm rise, 8° sweep, 4° rise, 780mm
Grips	Fabric FunGuy
Stem	Cannondale 1, 3D Forged 6061 Alloy, 1-1/8", 31.8, 7°
Headset	Integrated Sealed Bearing, Tapered
Brakes	Magura MT5 4-piston hydraulic disc, Magura MDR-P 220/203mm, 6-bolt rotors
Brake Levers	Magura MT5 Trail HC hydraulic disc
Saddle	Fabric Scoop Shallow Sport, steel rails
Seatpost	Cannondale DownLow Dropper, internal routing, 31.6, 100mm (S), 125mm (M), 150mm (L/XL)
Sizes	(27.5) SM (29) MD, LG, XL
Color 1	Alpine (ALP)
Color 2	Grey (GRY)
Extras	Pre-installed light cables

Moterra Neo Carbon 3+



C65320M

Frame	160mm travel, BallisTec Carbon Front Triangle, SmartForm C1 Alloy Swingarm, Proportional Response Tuned Suspension, removable downtube battery, alloy skid plate, Ai offset drivetrain, internal cable routing, 148x12mm thru-axle, post mount brake, tapered headtube
Fork	RockShox 35 Gold RL, 160mm, DebonAir, 15x110mm thru-axle, tapered steerer, 51mm offset
Rear Shock	RockShox Deluxe Select, DebonAir, adjustable rebound
Drive Unit	Bosch Performance Line CX 250W
Battery	Bosch PowerTube 625Wh
Display	Bosch Purion
Charger	Bosch 4A
Rims	WTB ST i29 TCS, 32h, tubeless ready
Hubs	(F) Formula DC-511, 15x110mm / (R) Formula DC-1248, 12x148mm
Spokes	DT Swiss Champion
Tires	(F) Maxxis Minion DHF, 27.5/29 x 2.6", 3C compound, EXO+, tubeless ready / (R) Maxxis Minion DHII, 27.5/29 x 2.6", 3C compound, EXO+, tubeless ready
Pedals	Not included
Crank	FSA Bosch E-bike w/ custom Ai offset, 160mm, 34T

Chain	SRAM SX Eagle, 12-speed
Rear Cogs	SRAM PG-1210, 11-50, 12-speed
Rear Derailleur	SRAM SX Eagle
Shifters	SRAM SX Eagle, single click, 12-speed
Handlebar	Cannondale 3 Riser, 6061 Alloy, 15mm rise, 8° sweep, 4° rise, 780mm
Grips	Fabric FunGuy
Stem	Cannondale 3, 3D Forged 6061 Alloy, 1-1/8", 31.8, 7°
Headset	Integrated Sealed Bearing, Tapered
Brakes	SRAM Guide RE hydraulic disc, 4-piston, 220/200mm Centerline rotors
Brake Levers	SRAM Guide RE hydraulic disc
Saddle	Fabric Scoop Shallow Sport, steel rails
Seatpost	TranzX dropper, internal routing, 31.6, 100mm (S), 120mm (M), 130mm (L-XL)
Sizes	(27.5) SM (29) MD, LG, XL
Color 1	Green (GRN)
Color 2	Matte Black (BBQ)
Extras	Pre-installed light cables

Moterra Neo 4



RENDERING

EMBARGO

APRIL 21

C65411U

Frame	150mm travel, SmartForm C2 Alloy, Cannondale Tuned Suspension, removable downtube battery, internal cable routing, 148x12mm thru-axle, post mount brake, tapered headtube
Fork	RockShox 35 Silver R, 150mm, Solo Air, 15x110mm stealth thru-axle, tapered steerer, 51mm offset
Rear Shock	RockShox Deluxe Select R, DebonAir
Drive Unit	Shimano EP8
Battery	Shimano BT-E8036, 630Wh
Display	Shimano SC-EM800, Bluetooth enabled
Charger	Shimano Battery Charger 2A
Rims	WTB STX i25 TCS, 32h, tubeless ready
Hubs	(F) Shimano MT400, 15x110mm thru-axle / (R) Shimano MT400, 12x148mm thru-axle
Spokes	Stainless steel, 14g
Tires	Maxxis Rekon, 29 x 2.6", 60TPI Exo
Pedals	Not included
Crank	FSA Shimano E-Bike, 165mm, FSA Megatooth, 34T

Chain	KMC E11T, 11-speed
Rear Cogs	Shimano Deore M5100, 11-51, 11-speed
Rear Derailleur	Shimano Deore M5100
Shifters	Shimano Deore M5100, 11-speed
Handlebar	Cannondale 3 Riser, 6061 Alloy, 15mm rise, 8° sweep, 4° rise, 780mm
Grips	Fabric Funguy
Stem	Cannondale 3, 3D Forged 6061 Alloy, 1-1/8", 31.8, 7°
Headset	Integrated Sealed Bearing, Tapered
Brakes	TRP Slate G4 4 Piston hydraulic disc, 200/200mm rotors
Brake Levers	TRP hydraulic disc
Saddle	Cannondale Ergo XC
Seatpost	TranzX dropper, internal routing, 31.6, 100mm (S), 120mm (M), 130mm (L-XL)
Sizes	SM, MD, LG, XL
Color 1	Impact Orange (IOR)

Moterra Neo 5



C69201M

Frame	150mm travel, SmartForm C2 Alloy, Cannondale Tuned Suspension, removable downtube battery, internal cable routing, 148x12mm thru-axle, post mount brake, tapered headtube
Fork	SR Suntour XCR LO Boost 29, 140mm travel, 15mm thru axle, Tapered Alloy Steerer
Rear Shock	X-Fusion 02 Pro RL, Rebound and Lockout
Drive Unit	Shimano STEPS DU-E7000 250W
Battery	Shimano STEPS BT-E8035, 504Wh
Display	Shimano SC-E7000, Bluetooth enabled
Charger	Shimano Battery Charger 2A
Rims	WTB STX i25 TCS, 32h, tubeless ready
Hubs	(F) Shimano MT400, 15x110mm thru-axle / (R) Shimano MT400 12x148mm thru-axle
Spokes	Stainless Steel, 14g
Tires	WTB Breakout, 29 x 2.3", DNA Compound, Comp Level, 30TPI
Pedals	Not included
Crank	FSA Shimano E-Bike, 165mm, FSA Megatooth, 34T

Chain	Shimano Deore, 10-speed
Rear Cogs	Shimano HG500, 11-42, 10-speed
Rear Derailleur	Shimano Deore M4100
Shifters	Shimano Deore M4100, 10-speed
Handlebar	Cannondale 3 Riser, 6061 Alloy, 15mm rise, 8° sweep, 4° rise, 780mm
Grips	Cannondale Locking Grips
Stem	3D Forged 6061 Alloy, 1-1/8", 31.8, 7°
Headset	Integrated Sealed Bearing, Tapered
Brakes	Shimano MT200 hydraulic disc, 180/180mm RT10 rotors
Brake Levers	Shimano MT200 hydraulic disc
Saddle	Cannondale Ergo XC
Seatpost	TranzX dropper, internal routing, 31.6, 100mm (S), 120mm (M), 130mm (L-XL)
Sizes	SM, MD, LG, XL
Color 1	Mantis (MAT)
Extras	Pre-installed light cables

Habit Neo

PRESS PLAY

cannondale

Habit Neo 1



C65151M

Frame	130mm travel, BallisTec Carbon Front Triangle, SmartForm C1 Alloy Swingarm, alloy skid plate, Ai offset drivetrain
Fork	RockShox Pike Select, 140mm, DebonAir, 15x110, tapered steered, 51mm offset
Rear Shock	RockShox Deluxe Select+ RT, DebonAir
Drive Unit	Bosch Performance Line CX 250W
Battery	Bosch PowerTube 625Wh
Display	Bosch Kiox
Charger	Bosch 4A
Rims	WTB KOM Trail i30 TCS, 32h, tubeless ready
Hubs	(F) Formula DC-51131, 15x110mm thru-axle / (R) Shimano FH-MT510-B, 12x148mm thru-axle
Spokes	DT Swiss Champion
Tires	(F) Maxxis Dissector, 29 x 2.6", EXO casing, tubeless ready / (R) Maxxis Rekon, 29 x 2.6", EXO casing tubeless ready
Pedals	Not included
Crank	FSA Bosch E-Bike w/ custom Ai offset, 34T
Chain	Shimano SLX, 12-speed

Rear Cogs	Shimano SLX, 10-51, 12-speed
Rear Derailleur	Shimano XT
Shifters	Shimano XT, 12-speed
Handlebar	Cannondale 3 Riser, 6061 Alloy, 15mm rise, 8° sweep, 4° rise, 780mm
Grips	Fabric FunGuy
Stem	Cannondale 1, 3D Forged 6061 Alloy, 1-1/8", 31.8, 7°
Headset	Integrated Sealed Bearing, Tapered
Brakes	(F) Magura MT5 Trail hydraulic disc, 4-piston, 220mm MDR-P rotor / (R) Magura MT4 Trail hydraulic disc, 2-piston, 203mm MDR-P rotor
Brake Levers	Magura MT5 Trail HC hydraulic disc
Saddle	Fabric Scoop Shallow Elite, cro-mo rails
Seatpost	Cannondale DownLow Dropper, internal routing, 31.6, Drop: 125mm (SM), 150mm (MD, LG, XL)
Sizes	SM, MD, LG, XL
Color 1	Graphite (GRA)
Extras	Supernova Mini 2 Pro light

Habit Neo 2



C65251M

Frame	130mm travel, BallisTec Carbon Front Triangle, SmartForm C1 Alloy Swingarm, alloy skid plate, Ai offset drivetrain
Fork	RockShox 35 Gold RL, 140mm, DebonAir, 15x110, tapered steerer, 51mm offset
Rear Shock	RockShox Deluxe Select+ RT, DebonAir
Drive Unit	Bosch Performance Line CX 250W
Battery	Bosch PowerTube 625Wh
Display	Bosch Kiox
Charger	Bosch 4A
Rims	WTB ST i30 TCS, 32h, tubeless ready
Hubs	(F) Formula DC-51131, 15x110mm thru-axle / (R) Shimano FH-MT510-B, 12x148mm thru-axle
Spokes	DT Swiss Champion
Tires	(F) Maxxis Dissector, 29 x 2.6", EXO casing, tubeless ready / (R) Maxxis Rekon, 29 x 2.6", EXO casing tubeless ready
Pedals	Not included
Crank	FSA Bosch E-Bike w/ custom Ai offset, 34T
Chain	Shimano SLX, 12-speed
Rear Cogs	Shimano SLX, 10-51, 12-speed

Rear Derailleur	Shimano SLX, 12-speed
Shifters	Shimano SLX, 12-speed
Handlebar	Cannondale 3 Riser, 6061 Alloy, 15mm rise, 8° sweep, 4° rise, 780mm
Grips	Fabric FunGuy
Stem	Cannondale 1, 3D Forged 6061 Alloy, 1-1/8", 31.8, 7°
Headset	Integrated Sealed Bearing, Tapered
Brakes	(F) Magura MT Trail Sport hydraulic disc, 4-piston, 220mm MDR-P rotor / (R) Magura MT Trail Sport hydraulic disc, 2-piston, 203mm MDR-P rotor
Brake Levers	Magura MT Trail Sport HC hydraulic disc
Saddle	Fabric Scoop Shallow Elite, cro-mo rails
Seatpost	Cannondale DownLow Dropper, internal routing, 31.6, Drop: 125mm (SM), 150mm (MD, LG, XL)
Sizes	SM, MD, LG, XL
Color 1	Stealth Grey (SGY)
Color 2	Saber (SBR)
Extras	Pre-installed light cables

Habit Neo 3



C65351M

Frame	130mm travel, BallisTec Carbon Front Triangle, SmartForm C1 Alloy Swingarm, alloy skid plate, Ai offset drivetrain
Fork	RockShox 35 Gold RL, 140mm, DebonAir, 15x110, tapered steerer, 51mm offset
Rear Shock	RockShox Deluxe Select R, DebonAir
Drive Unit	Bosch Performance Line CX 250W
Battery	Bosch PowerTube 625Wh
Display	Bosch Purion
Charger	Bosch 4A
Rims	WTB ST i30 TCS, 32h, tubeless ready
Hubs	(F) Formula DC-51131, 15x110mm thru-axle / (R) Shimano FH-MT410-B, 12x148mm thru-axle
Spokes	DT Swiss Champion
Tires	(F) Maxxis Dissector, 29 x 2.6", EXO casing, tubeless ready / (R) Maxxis Rekon, 29 x 2.6", EXO casing tubeless ready
Pedals	Not included
Crank	FSA Bosch E-Bike w/ custom Ai offset, 34T
Chain	Shimano Deore 12-speed
Rear Cogs	Shimano Deore M6100, 10-51, 12-speed

Rear Derailleur	Shimano SLX, 12-speed
Shifters	Shimano Deore M6100, 12-speed
Handlebar	Cannondale 3 Riser, 6061 Alloy, 15mm rise, 8° sweep, 4° rise, 780mm
Grips	Fabric FunGuy
Stem	Cannondale 3, 6061 Alloy, 31.8, 0°
Headset	Integrated Sealed Bearing, Tapered
Brakes	(F) Magura MTThirty hydraulic disc, 4-piston, 220mm MDR-P rotor / (R) Magura MTThirty hydraulic disc, 2-piston, 203mm MDR-P rotor
Brake Levers	Magura MTThirty HC hydraulic dis
Saddle	Fabric Scoop Shallow Sport, steel rails
Seatpost	TranzX dropper, internal routing, 31.6, Drop: 125mm (SM), 130mm (MD, LG, XL)
Sizes	SM, MD, LG, XL
Color 1	Electric Blue (ELB)
Color 2	Black (BLK)
Extras	Pre-installed light cables

Habit Neo 4+



C65471M

Frame	130mm travel, BallisTec Carbon Front Triangle, SmartForm C1 Alloy Swingarm, alloy skid plate, Ai offset drivetrain
Fork	RockShox Recon Silver RL, 140mm, DebonAir, 15x110, tapered steerer, 51mm offset
Rear Shock	RockShox Deluxe Select R, DebonAir
Drive Unit	Bosch Performance Line CX 250W
Battery	Bosch PowerTube 625Wh
Display	Bosch Purion
Charger	Bosch 4A
Rims	WTB STX i30 TCS, 32h, tubeless ready
Hubs	(F) Shimano HB-MT410-B, 15x110mm thru-axle / (R) Shimano FH-MT410-B, 12x148mm thru-axle
Spokes	DT Swiss Champion
Tires	(F) Maxxis Dissector, 29 x 2.6", EXO casing, tubeless ready / (R) Maxxis Rekon, 29 x 2.6", EXO casing tubeless ready
Pedals	Not included
Crank	FSA Bosch E-Bike w/ custom Ai offset, 34T

Chain	Shimano Deore 12-speed
Rear Cogs	Shimano Deore M6100, 10-51, 12-speed
Rear Derailleur	Shimano Deore M6100
Shifters	Shimano Deore M6100, 12-speed
Handlebar	Cannondale 3 Riser, 6061 Alloy, 15mm rise, 8° sweep, 4° rise, 780mm
Grips	Fabric FunGuy
Stem	Cannondale 3, 6061 Alloy, 31.8, 0°
Headset	Integrated Sealed Bearing, Tapered
Brakes	TRP Slate G4 4 Piston hydraulic disc, 200/200mm rotors
Brake Levers	TRP hydraulic disc
Saddle	Fabric Scoop Shallow Sport, steel rails
Seatpost	TranzX dropper, internal routing, 31.6, Drop: 125mm (SM), 130mm (MD, LG, XL)
Sizes	SM, MD, LG, XL
Color 1	Grey (GRY)
Extras	Pre-installed light cables

Habit Neo 4



C65451M

Frame	130mm travel, BallisTec Carbon Front Triangle, SmartForm C1 Alloy Swingarm, alloy skid plate, Ai offset drivetrain
Fork	RockShox Recon Silver RL, 140mm, DebonAir, 15x110, tapered steerer, 51mm offset
Rear Shock	RockShox Deluxe Select R, DebonAir
Drive Unit	Bosch Performance Line CX 250W
Battery	Bosch PowerTube 500Wh
Display	Bosch Purion
Charger	Bosch 4A
Rims	WTB STX i30 TCS, 32h, tubeless ready
Hubs	(F) Shimano HB-MT410-B, 15x110mm thru-axle / (R) Shimano FH-MT410-B, 12x148mm thru-axle
Spokes	DT Swiss Champion
Tires	(F) Maxxis Dissector, 29 x 2.6", EXO casing, tubeless ready / (R) Maxxis Rekon, 29 x 2.6", EXO casing tubeless ready
Pedals	Not included
Crank	FSA Bosch E-Bike w/ custom Ai offset, 34T

Chain	Shimano Deore 12-speed
Rear Cogs	Shimano Deore M6100, 10-51, 12-speed
Rear Derailleur	Shimano Deore M6100
Shifters	Shimano Deore M6100, 12-speed
Handlebar	Cannondale 3 Riser, 6061 Alloy, 15mm rise, 8° sweep, 4° rise, 780mm
Grips	Fabric FunGuy
Stem	Cannondale 3, 6061 Alloy, 31.8, 0°
Headset	Integrated Sealed Bearing, Tapered
Brakes	TRP Slate G4 4 Piston hydraulic disc, 200/200mm rotors
Brake Levers	TRP hydraulic disc
Saddle	Fabric Scoop Shallow Sport, steel rails
Seatpost	TranzX dropper, internal routing, 31.6, Drop: 125mm (SM), 130mm (MD, LG, XL)
Sizes	SM, MD, LG, XL
Color 1	Grey (GRY)
Extras	Pre-installed light cables

Trail Neo

LEVEL UP

cannondale

Trail Neo 1



C61151M

Frame	SmartForm C1 Alloy, Dual Battery ready, removable downtube battery, SAVE, tapered headtube, internal cable routing, Ai offset drivetrain, 148x12mm thru-axle, post mount disc, KickFlip hidden kickstand mount, skid plate, rack/fender mounts
Fork	RockShox 35 Gold RL, 100mm, 51mm offset, 110x15
Drive Unit	Bosch Performance Line CX
Battery	Bosch PowerTube 625Wh
Display	Bosch Kiox
Charger	Bosch 4A
Rims	WTB STX i30 TCS, 32h tubeless ready
Hubs	(F) Shimano MT400, 15x110mm thru-axle / (R) Shimano MT510, 12x148mm thru-axle
Spokes	DT Swiss Champion
Tires	Maxxis Rekon, 27.5/29 x 2.6", Wire 60TPI Exo
Pedals	Not included
Crank	FSA Bosch E-Bike w/ custom Ai offset, 34T
Chain	Shimano Deore 12-speed

Rear Cogs	Shimano SLX, 11-51, 12-Speed
Rear Derailleur	Shimano SLX, 12-Speed
Shifters	Shimano Deore M6100, 12-speed
Handlebar	Cannondale 3 Riser, 6061 Alloy, 15mm rise, 8° sweep, 4° rise, 780mm
Grips	Fabric Funguy
Stem	Cannondale 3, 6061 Alloy, 31.8, 0°
Headset	Integrated Sealed Bearing, Tapered
Brakes	Shimano MT400 hydraulic disc, 180mm RT30 rotors
Brake Levers	Shimano MT400 hydraulic disc
Saddle	Cannondale Ergo XC
Seatpost	Cannondale 4, 6061 Alloy, 31.6 x 350mm
Sizes	(27.5) SM (29) MD, LG, XL
Color 1	Saber (SBR)
Extras	Pre-installed light cables

Trail Neo 2



C61251M

Frame	SmartForm C1 Alloy, Dual Battery ready, removable downtube battery, SAVE, tapered headtube, internal cable routing, Ai offset drivetrain, 148x12mm thru-axle, post mount disc, KickFlip hidden kickstand mount, skid plate, rack/fender mounts
Fork	RockShox Judy Gold, 100mm, 51mm offset, 110x15
Drive Unit	Bosch Performance Line CX
Battery	Bosch PowerTube 625Wh
Display	Bosch Purion
Charger	Bosch 4A
Rims	WTB STX i30 TCS, 32h tubeless ready
Hubs	(F) Shimano MT400, 15x110mm thru-axle / (R) Shimano MT400, 12x148mm thru-axle
Spokes	DT Swiss Champion
Tires	Maxxis Rekon, 27.5/29 x 2.6", Wire 60TPI Exo
Pedals	Not included
Crank	FSA Bosch E-Bike w/ custom Ai offset, 34T
Chain	Shimano HG54, 10-Speed

Rear Cogs	Shimano Deore, 11-42, 10-Speed
Rear Derailleur	Shimano Deore M4100
Shifters	Shimano Deore M4100, 10-speed
Handlebar	Cannondale 3 Riser, 6061 Alloy, 15mm rise, 8° sweep, 4° rise, 780mm
Grips	Fabric Funguy
Stem	Cannondale 3, 6061 Alloy, 31.8, 0°
Headset	Integrated Sealed Bearing, Tapered
Brakes	Shimano MT400 hydraulic disc, 180mm RT30 rotors
Brake Levers	Shimano MT400 hydraulic disc
Saddle	Cannondale Ergo XC
Seatpost	Cannondale 4, 6061 Alloy, 31.6 x 350mm
Sizes	(27.5) SM (29) MD, LG, XL
Color 1	Mantis (MAT)
Extras	Pre-installed light cables

Trail Neo 3



C61351M

Frame	SmartForm C1 Alloy, Dual Battery ready, removable downtube battery, SAVE, tapered headtube, internal cable routing, Ai offset drivetrain, 148x12mm thru-axle, post mount disc, KickFlip hidden kickstand mount, skid plate, rack/fender mounts
Fork	SR Suntour XCM 34 Boost, 100mm, Coil, 46mm offset
Drive Unit	Bosch Performance Line CX
Battery	Bosch Powertube 500Wh
Display	Bosch Purion
Charger	Bosch 4A
Rims	WTB STX i25 TCS, 32h, tubeless ready
Hubs	(F) Shimano MT400, 15x110mm thru-axle / (R) Shimano MT400, 12x148mm thru-axle
Spokes	DT Swiss Champion
Tires	Maxxis Ardent, 27.5/29 x 2.4", Wire 60TPI Exo
Pedals	Not included
Crank	FSA Bosch E-Bike w/ custom Ai offset, 34T
Chain	Shimano HG54, 10-Speed

Rear Cogs	Shimano Deore, 11-42, 10-Speed
Rear Derailleur	Shimano Deore M4100
Shifters	Shimano Deore M4100, 10-speed
Handlebar	Cannondale 3 Riser, 6061 Alloy, 15mm rise, 8° sweep, 4° rise, 780mm
Grips	Fabric Funguy
Stem	Cannondale 3, 6061 Alloy, 31.8, 0°
Headset	Integrated Sealed Bearing, Tapered
Brakes	Shimano MT200 hydraulic disc, 180mm RT10 rotors
Brake Levers	Shimano MT200 hydraulic disc
Saddle	Cannondale Ergo XC
Seatpost	Cannondale 4, 6061 Alloy, 31.6 x 350mm
Sizes	(27.5) SM (29) MD, LG, XL
Color 1	Jet Black (BLK)
Extras	Pre-installed light cables

Trail Neo 3 Remixte



RENDERING

C61301U

Frame	SmartForm C1 Alloy, Low-step Ride-Easy geometry, removable downtube battery, SAVE, tapered headtube, internal cable routing, Ai offset drivetrain, 148x12mm thru-axle, post mount disc, KickFlip hidden kickstand mount, skid plate, rack/fender mounts
Fork	SR Suntour XCM 34 Boost, 100mm, Coil, 46mm offset
Drive Unit	Bosch Performance Line CX
Battery	Bosch Powertube 500Wh
Display	Bosch Purion
Charger	Bosch 4A
Rims	WTB STX i25 TCS, 32h, tubeless ready
Hubs	(F) Shimano MT400, 15x110mm thru-axle / (R) Shimano MT400, 12x148mm thru-axle
Spokes	DT Swiss Champion
Tires	Maxxis Ardent, 29 x 2.4", Wire 60TPI Exo
Pedals	Not included
Crank	FSA Bosch E-Bike w/ custom Ai offset, 34T
Chain	Shimano HG54, 10-Speed

Rear Cogs	Shimano Deore, 11-42, 10-Speed
Rear Derailleur	Shimano Deore M4100
Shifters	Shimano Deore M4100, 10-speed
Handlebar	Cannondale 3 Riser, 6061 Alloy, 15mm rise, 8° sweep, 4° rise, 780mm
Grips	Fabric Funguy
Stem	Cannondale 3, 6061 Alloy, 31.8, 0°
Headset	Integrated Sealed Bearing, Tapered
Brakes	Shimano MT200 hydraulic disc, 180/180mm RT10 rotors
Brake Levers	Shimano MT200 hydraulic disc
Saddle	Cannondale Ergo XC
Seatpost	Cannondale 4, 6061 Alloy, 31.6 x 350mm
Sizes	(27.5) SM (29) MD-LG
Color 1	Black (BLK)
Extras	Pre-installed light cables

Trail Neo 4



RENDERING

C61451M

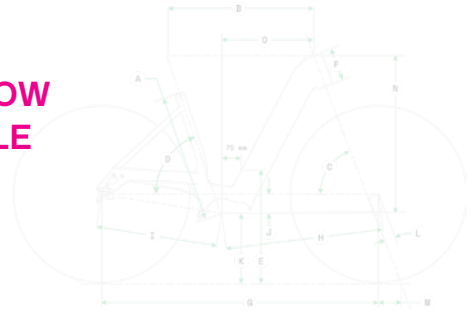
Frame	SmartForm C2 Alloy, removable downtube battery, SAVE, tapered headtube, internal cable routing, 148×12mm thru-axle, post mount disc, folding lock mount, rack/fender mounts, Si kickstand mount
Fork	SR Suntour XCM, 100mm, Coil, 46mm offset
Drive Unit	Bosch Performance Line Cruise
Battery	Bosch Powertube 500Wh
Display	Bosch Purion
Charger	Bosch 2A
Rims	WTB STX i25 TCS, 32h, tubeless ready
Hubs	(F) Shimano HB M4050 / (R) Shimano MT400, 12×148mm thru-axle
Spokes	DT Swiss Champion
Tires	Maxxis Ardent, 29 × 2.4", Wire 60TPI Exo
Pedals	Not included
Crank	FSA Bosch E-Bike, 34T
Chain	Shimano HG93A, 9-Speed

Rear Cogs	Shimano HG200, 11-36, 9-speed
Rear Derailleur	Shimano Alivio, 9-Speed
Shifters	Shimano Alivio, 9-speed
Handlebar	Cannondale 3 Riser, 6061 Alloy, 15mm rise, 8° sweep, 4° rise, 780mm
Grips	Fabric Funguy
Stem	Cannondale 3, 6061 Alloy, 31.8, 0°
Headset	Integrated Sealed Bearing, Tapered
Brakes	Shimano MT200 hydraulic disc, 180mm RT10 rotors
Brake Levers	Shimano MT200 hydraulic disc
Saddle	Cannondale Ergo XC
Seatpost	Cannondale 4, 6061 Alloy, 31.6 × 350mm
Sizes	SM, MD, LG, XL
Color 1	Highlighter (HLT)
Extras	Pre-installed light cables

Adventure Neo

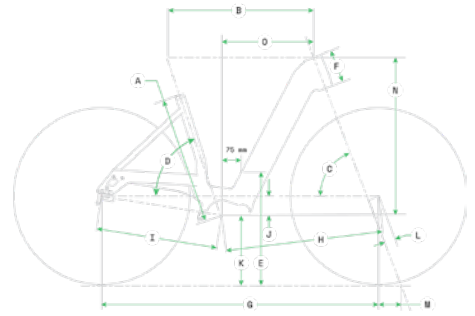
	SM (29")	MD (29")	LG (29")	XL (29")
A Seat Tube Length (cm)	38.0	43.0	48.0	53.0
B Top Tube Horizontal (cm)	58.3	60.6	62.9	65.3
C Head Tube Angle	69.0°	69.0°	69.0°	69.0°
D Seat Tube Angle Effective	73.1°	73.1°	73.1°	73.1°
E Standover (cm)	75.5	79.3	82.8	86.3
F Head Tube Length (cm)	9.0	10.1	11.2	12.3
G Wheelbase (cm)	108.6	111.0	113.4	115.9
H Front Center (cm)	66.7	69.1	71.5	73.9
I Chain Stay Length (cm)	42.7	42.7	42.7	42.7
J Bottom Bracket Drop (cm)	6.2	6.2	6.2	6.2
K Bottom Bracket Height (cm)	30.8	30.8	30.8	30.8
L Fork Rake (cm)	5.5	5.5	5.5	5.5
M Trail (cm)	8.2	8.2	8.2	8.2
N Stack (cm)	60.2	61.2	62.3	63.5
O Reach (cm)	40.0	42.0	44.0	46.0

**GEOMETRY WILL FOLLOW
AS SOON AS AVAILABLE**



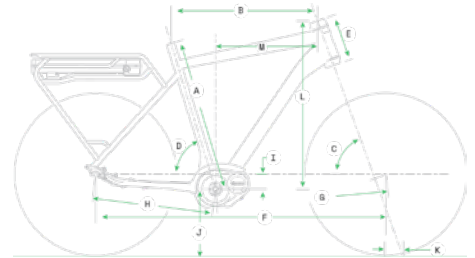
Mavaro Neo

	SM	MD	LG
A Seat Tube Length (cm)	44	52	58
B Top Tube Horizontal (cm)	58	60.5	63.8
C Head Tube Angle	69°	69°	69°
D Seat Tube Angle Effective	72°	72°	72°
E Standover (cm)	40	40	40
F Head Tube Length (cm)	13.4	13.4	16
G Wheelbase (cm)	111.8	114.3	117.7
H Front Center (cm)	64.1	66.6	70
I Chain Stay Length (cm)	48.8	48.8	48.8
J Bottom Bracket Drop (cm)	7.9	7.9	7.9
K Bottom Bracket Height (cm)	28.4	28.4	28.4
L Fork Rake (cm)	4.5	4.5	4.5
M Trail (cm)	9.1	9.1	9.1
N Stack (cm)	64.7	64.7	67.2
O Reach (cm)	37	39.5	42



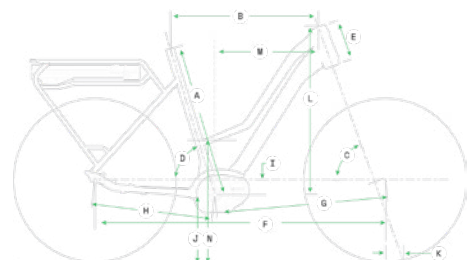
Mavaro

	52	57	62
A Seat Tube Length (cm)	52	57	62
B Top Tube Horizontal (cm)	58.5	59.9	61.8
C Head Tube Angle	71	72	72
D Seat Tube Angle	74	74	73
E Head Tube Length (cm)	16	16	16
F Wheelbase (cm)	110.5	110.9	111.6
G Front Center (cm)	64.9	64.7	65.4
H Chain Stay Length (cm)	47	47	47
I Bottom Bracket Drop (cm)	6.7	6.7	6.7
J Bottom Bracket Height (cm)	28.3	28.3	28.3
K Fork Rake (cm)	4.5	4.5	4.5
L Stack (cm)	59.1	59.1	59.1
M Reach (cm)	41.5	42.3	43



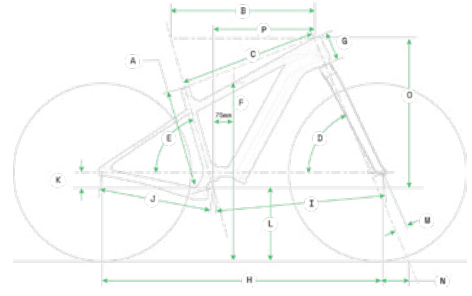
Mavaro City

	47	53	58
A Seat Tube Length (cm)	47	53	58
B Top Tube Horizontal (cm)	57	57.8	59
C Head Tube Angle	71	71	71
D Seat Tube Angle	75	75	75
F Head Tube Length (cm)	16	16	16
G Wheelbase (cm)	110.7	111.5	112.0
H Front Center (cm)	64.4	65.1	66.5
I Chain Stay Length (cm)	47	47	47
J Bottom Bracket Drop (cm)	5.8	5.8	5.8
K Bottom Bracket Height (cm)	29.2	29.2	29.2
L Fork Rake (cm)	4.5	4.5	4.5
M Trail (cm)			
N Stack (cm)	59.1	59.1	59.1
O Reach (cm)	39.8	40.1	40.1



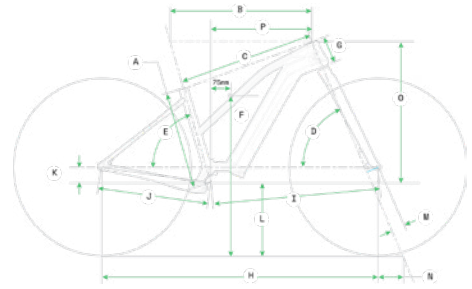
Canvas Neo 1

	SM	MD	LG	XL
A Seat Tube Length (cm)	40.0	43.5	47.0	50.0
B Top Tube Horizontal (cm)	55.9	59.5	62.8	66.0
C Top Tube Actual (cm)	54.3	57.8	60.8	63.9
D Head Tube Angle	68.4°	68.4°	68.4°	68.4°
E Seat Tube Angle Effective	74.6°	75.4°	75.4°	75.4°
F Standover (cm)	73.6	72.5	73.4	73.3
G Head Tube Length (cm)	12.0	12.0	13.0	14.0
H Wheelbase (cm)	113.4	117.1	120.5	123.9
I Front Center (cm)	67	71.1	74.5	77.8
J Chain Stay Length (cm)	47	47	47	47
K Bottom Bracket Drop (cm)	5.7	7.7	7.6	7.6
L Bottom Bracket Height (cm)	31.7	29.7	29.8	29.8
M Fork Rake (cm)	5.5	5.5	5.5	5.5
N Trail (cm)	8.9	8.9	8.9	8.9
O Stack (cm)	59.5	61.4	62.3	63.2
P Reach (cm)	39.5	43.5	46.6	49.5



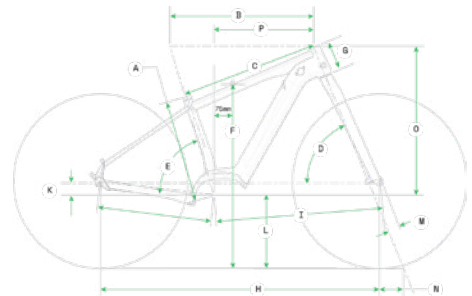
Canvas Neo 1 Remixte

	SM	MD	LG
A Seat Tube Length (cm)	40.0	43.5	47.0
B Top Tube Horizontal (cm)	56.1	59.9	63.2
C Top Tube Actual (cm)	54.3	57.8	60.8
D Head Tube Angle	67.0°	67.0°	67.0°
E Seat Tube Angle Effective	74.0°	74.0°	74.0°
F Standover (cm)	68.3	68.9	68.9
G Head Tube Length (cm)	12.0	12.0	13.0
H Wheelbase (cm)	113.8	117.8	121.3
I Front Center (cm)	67.3	71.6	75.0
J Chain Stay Length (cm)	47.0	47.0	47.0
K Bottom Bracket Drop (cm)	5.2	6.5	6.5
L Bottom Bracket Height (cm)	30.8	31.5	31.5
M Fork Rake (cm)	4.6	5.1	5.1
N Trail (cm)	10.3	10.6	10.6
O Stack (cm)	59.6	62.5	63.4
P Reach (cm)	39.0	42.0	45.0



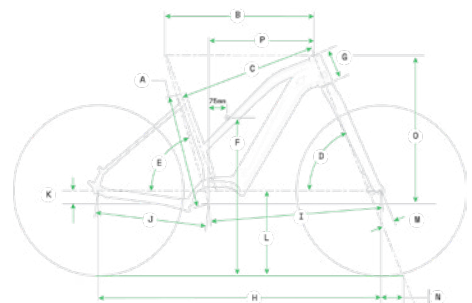
Canvas Neo 2

	SM	MD	LG	XL
A Seat Tube Length (cm)	38.0	43.5	48.5	53.5
B Top Tube Horizontal (cm)	58.0	61.7	64.0	66.5
C Top Tube Actual (cm)	N/A			
D Head Tube Angle	68.0°	68.0°	68.0°	68.0°
E Seat Tube Angle Effective	73.5°	73.5°	73.5°	73.5°
F Standover (cm)	74.6	77.5	81.3	84.7
G Head Tube Length (cm)	12.8	12.8	13.6	14.4
H Wheelbase (cm)	116.0	119.7	122.0	124.6
I Front Center (cm)	68.6	72.3	74.7	77.3
J Chain Stay Length (cm)	47.9	47.9	47.9	47.9
K Bottom Bracket Drop (cm)	5.7	5.7	5.7	5.7
L Bottom Bracket Height (cm)	31.6	31.9	31.6	31.6
M Fork Rake (cm)	5.5	5.5	5.5	5.5
N Trail (cm)	9.1	9.2	9.1	9.1
O Stack (cm)	62.8	62.8	63.5	64.3
P Reach (cm)	39.4	43.1	45.2	47.5



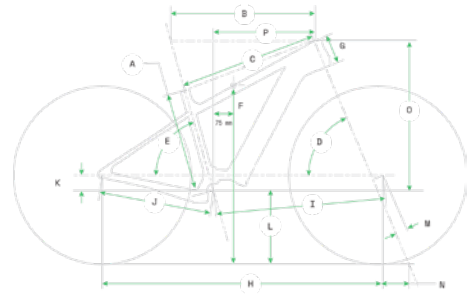
Canvas Neo 2 Remixte

	SM	MD	LG
A Seat Tube Length (cm)	38.0	43.5	48.5
B Top Tube Horizontal (cm)	58.0	61.7	64.0
C Top Tube Actual (cm)	N/A		
D Head Tube Angle	68.0°	68.0°	68.0°
E Seat Tube Angle Effective	73.5°	73.5°	73.5°
F Standover (cm)	66.9	66.9	67.3
G Head Tube Length (cm)	12.8	12.8	13.6
H Wheelbase (cm)	116	119.7	122
I Front Center (cm)	68.6	72.3	74.7
J Chain Stay Length (cm)	47.9	47.9	47.9
K Bottom Bracket Drop (cm)	5.7	5.7	5.7
L Bottom Bracket Height (cm)	31.6	31.9	31.6
M Fork Rake (cm)	5.5	5.5	5.5
N Trail (cm)	9.1	9.2	9.1
O Stack (cm)	62.8	62.8	63.5
P Reach (cm)	39.4	43.1	45.2



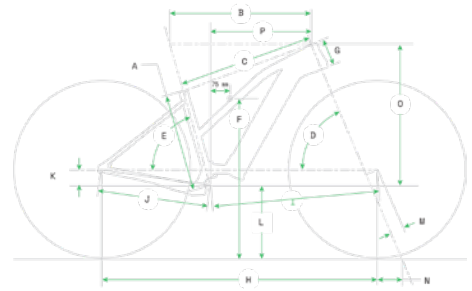
Tesoro Neo X 2

	SM	MD	LG	XL
A Seat Tube Length (cm)	40	43.5	47	50
B Top Tube Horizontal (cm)	55.9	59.5	62.8	66.0
C Top Tube Actual (cm)	54.3	57.8	60.8	63.9
D Head Tube Angle	68.4°	68.4°	68.4°	68.4°
E Seat Tube Angle Effective	74.6°	75.4°	75.4°	75.4°
F Standover (cm)	73.2	72.1	73	72.9
G Head Tube Length (cm)	12	12	13	14
H Wheelbase (cm)	113.3	117	120.5	123.8
I Front Center (cm)	66.9	71.1	74.5	77.8
J Chain Stay Length (cm)	47	47	47	47
K Bottom Bracket Drop (cm)	5.7	7.7	7.6	7.6
L Bottom Bracket Height (cm)	31.2	29.3	29.3	29.4
M Fork Rake (cm)	5.1	5.1	5.1	5.1
N Trail (cm)	9.1	9.1	9.1	9.1
O Stack (cm)	62.4	64.4	65.3	66.2
P Reach (cm)	38.7	42.7	45.8	48.8



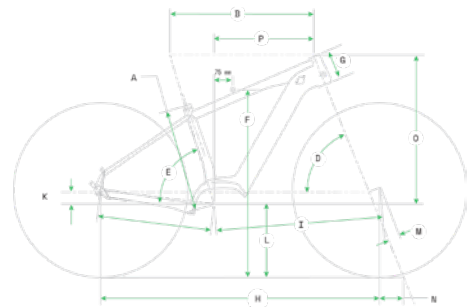
Tesoro Neo X 1 & 2 Remixte

	SM	MD	LG
A Seat Tube Length (cm)	40	43.5	47
B Top Tube Horizontal (cm)	55.9	59.5	62.8
C Top Tube Actual (cm)	54.3	57.8	60.8
D Head Tube Angle	68.4°	68.4°	68.4°
E Seat Tube Angle Effective	74.6°	75.4°	75.4°
F Standover (cm)	68.2	65.7	65.7
G Head Tube Length (cm)	12	12	13
H Wheelbase (cm)	113.3	117	120.5
I Front Center (cm)	66.9	71.1	74.5
J Chain Stay Length (cm)	47	47	47
K Bottom Bracket Drop (cm)	5.7	7.7	7.6
L Bottom Bracket Height (cm)	31.2	29.3	29.3
M Fork Rake (cm)	5.1	5.1	5.1
N Trail (cm)	9.1	9.1	9.1
O Stack (cm)	62.4	64.4	65.3
P Reach (cm)	38.7	42.7	45.8



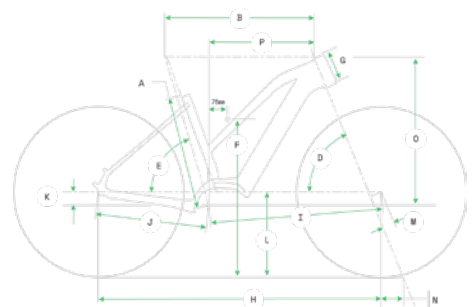
Tesoro Neo X 3

	SM	MD	LG	XL
A Seat Tube Length (cm)	38.0	43.5	48.5	53.5
B Top Tube Horizontal (cm)	58.0	61.7	64.0	66.5
C Top Tube Actual (cm)	N/A			
D Head Tube Angle	68.0°	68.0°	68.0°	68.0°
E Seat Tube Angle Effective	73.5°	73.5°	73.5°	73.5°
F Standover (cm)	74.6	77.5	81.3	84.7
G Head Tube Length (cm)	12.8	12.8	13.6	14.4
H Wheelbase (cm)	115.5	119.2	121.6	124.2
I Front Center (cm)	68.2	71.9	81.3	84.7
J Chain Stay Length (cm)	47.9	47.9	47.9	47.9
K Bottom Bracket Drop (cm)	5.7	5.7	5.7	5.7
L Bottom Bracket Height (cm)	31.5	31.5	31.5	31.5
M Fork Rake (cm)	5.1	5.1	5.1	5.1
N Trail (cm)	9.2	9.2	9.2	9.2
O Stack (cm)	62.9	62.9	63.7	64.4
P Reach (cm)	39.3	43	45.1	47.4



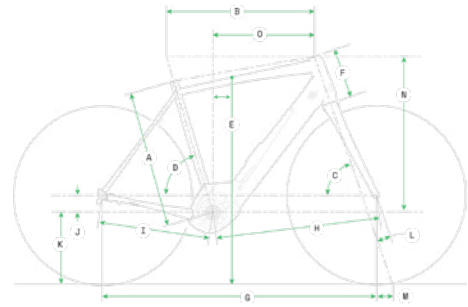
Tesoro Neo X 3 Remixte

	SM	MD	LG
A Seat Tube Length (cm)	38.0	43.5	48.5
B Top Tube Horizontal (cm)	58.0	61.7	64.0
C Top Tube Actual (cm)	N/A		
D Head Tube Angle	68.0°	68.0°	68.0°
E Seat Tube Angle Effective	73.5°	73.5°	73.5°
F Standover (cm)	66.9	66.9	67.3
G Head Tube Length (cm)	12.8	12.8	13.6
H Wheelbase (cm)	115.5	119.2	121.6
I Front Center (cm)	68.2	71.9	74.3
J Chain Stay Length (cm)	47.9	47.9	47.9
K Bottom Bracket Drop (cm)	5.7	5.7	5.7
L Bottom Bracket Height (cm)	31.6	31.9	31.6
M Fork Rake (cm)	5.1	5.1	5.1
N Trail (cm)	9.5	9.7	9.5
O Stack (cm)	62.9	62.9	63.7
P Reach (cm)	39.4	43.1	45.1



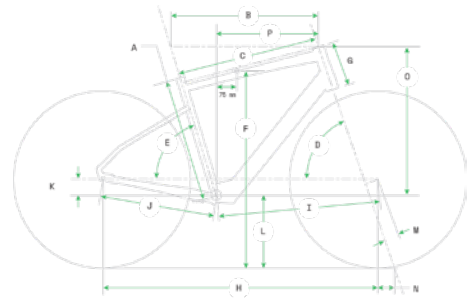
Quick Neo / Quick Neo EQ

	SM	MD	LG
A Seat Tube Length (cm)	45	50	55
B Top Tube Horizontal (cm)	58.3	59.8	61.3
C Head Tube Angle	71.0°	71.0°	71.0°
D Seat Tube Angle Effective	73.0°	73.0°	73.0°
E Standover (cm)	74.3	78.3	82.3
F Head Tube Length (cm)	15.8	18.3	20.8
G Wheelbase (cm)	110	111.6	113.2
H Front Center (cm)	64.4	65.9	67.5
I Chain Stay Length (cm)	46.5	46.5	46.5
J Bottom Bracket Drop (cm)	6.8	6.8	6.8
K Bottom Bracket Height (cm)	28.9	28.9	28.9
L Fork Rake (cm)	5.5	5.5	5.5
M Trail (cm)	6.5	6.5	6.5
N Stack (cm)	57.8	60.1	62.5
O Reach (cm)	40.6	41.4	42.2



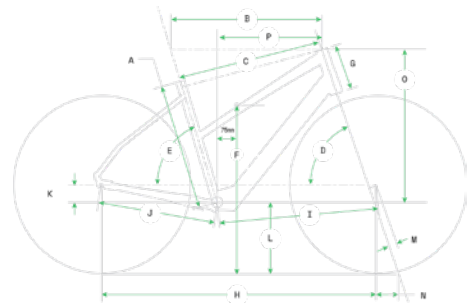
Quick Neo SL

	SM	MD	LG
A Seat Tube Length (cm)	45	50	55
B Top Tube Horizontal (cm)	58.3	59.8	61.3
C Top Tube Actual (cm)	55.7	57.4	59.1
D Head Tube Angle	71.0°	71.0°	71.0°
E Seat Tube Angle Effective	73.0°	73.0°	73.0°
F Standover (cm)	74.3	78.3	82.3
G Head Tube Length (cm)	15.8	18.3	20.8
H Wheelbase (cm)	110	111.6	113.2
I Front Center (cm)	64.4	65.9	67.5
J Chain Stay Length (cm)	46.5	46.5	46.5
K Bottom Bracket Drop (cm)	6.8	6.8	6.8
L Bottom Bracket Height (cm)	28.9	28.9	28.9
M Fork Rake (cm)	5.5	5.5	5.5
N Trail (cm)	6.5	6.5	6.5
O Stack (cm)	57.8	60.1	62.5
P Reach (cm)	40.6	41.4	42.2



Quick Neo SL Remixte

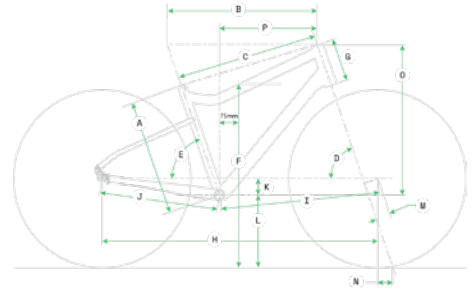
	SM	LG
A Seat Tube Length (cm)	40.0	50.0
B Top Tube Horizontal (cm)	56.7	59.8
C Top Tube Actual (cm)	54.3	57.4
D Head Tube Angle	71.0°	71.0°
E Seat Tube Angle	73.0°	73.0°
F Standover (cm)	62.3	66.4
G Head Tube Length (cm)	13.2	18.3
H Wheelbase (cm)	108.1	111.6
I Front Center (cm)	62.7	66.0
J Chain Stay Length (cm)	46.5	46.5
K Bottom Bracket Drop (cm)	6.8	6.8
L Bottom Bracket Height (cm)	28.9	28.9
M Fork Rake (cm)	5.5	5.5
N Trail (cm)	6.5	6.5
O Stack (cm)	55.4	60.2
P Reach (cm)	39.8	41.4



* Indicates same as previous

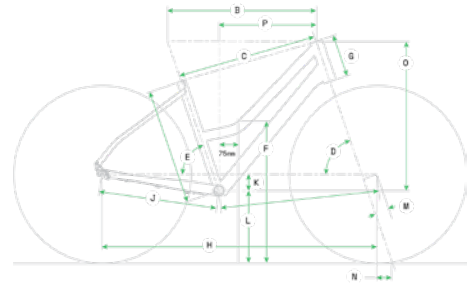
Treadwell Neo

	SM	MD	LG
A Seat Tube Length (cm)	38.7	45.0	51.3
B Top Tube Horizontal (cm)	55.7	57.9	60.0
C Top Tube Actual (cm)	NA	NA	NA
D Head Tube Angle	70.5°	71.0°	71.0°
E Seat Tube Angle	71.0°	71.0°	71.0°
F Standover (cm)	66.5	70.9	74.7
G Head Tube Length (cm)	13.5	16.5	19.6
H Wheelbase (cm)	105.4	107.1	109.2
I Front Center (cm)	60.1	61.8	63.9
J Chain Stay Length (cm)	46.0	46.0	46.0
K Bottom Bracket Drop (cm)	6.4	6.4	6.4
L Bottom Bracket Height (cm)	28.0	28.0	28.0
M Fork Rake (cm)	5.5	5.5	5.5
N Trail (cm)	6.3	6.0	6.0
O Stack (cm)	55.0	58.0	61.0
P Reach (cm)	36.8	37.9	39.0



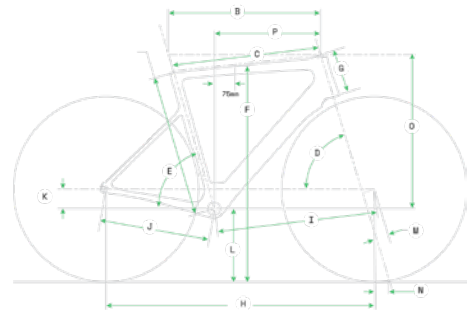
Treadwell Neo Remixe

	SM	LG
A Seat Tube Length (cm)	38.7	45.0
B Top Tube Horizontal (cm)	55.7	57.9
C Top Tube Actual (cm)	NA	NA
D Head Tube Angle	70.5°	71.0°
E Seat Tube Angle	71.0°	71.0°
F Standover (cm)	54.5	54.9
G Head Tube Length (cm)	13.5	16.5
H Wheelbase (cm)	105.4	107.1
I Front Center (cm)	60.1	61.8
J Chain Stay Length (cm)	46.0	46.0
K Bottom Bracket Drop (cm)	6.4	6.4
L Bottom Bracket Height (cm)	28.0	28.0
M Fork Rake (cm)	5.5	5.5
N Trail (cm)	6.3	6.0
O Stack (cm)	55.0	58.0
P Reach (cm)	36.8	37.9



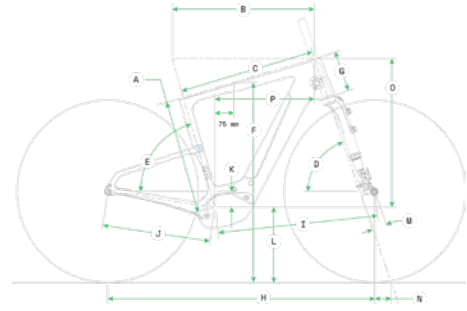
SuperSix EVO Neo

	SM	MD	LG
A Seat Tube Length (cm)	47.7	51.5	53.6
B Top Tube Horizontal (cm)	53.4	54.6	55.7
C Top Tube Actual (cm)	N/A	N/A	N/A
D Head Tube Angle	71.2°	71.2°	73.0°
E Seat Tube Angle	73.7°	73.7°	73.7°
F Standover (cm)	75.8	78.8	80.8
G Head Tube Length (cm)	13	15.4	16.4
H Wheelbase (cm)	100.6	101.8	100.2
I Front Center (cm)	59.8	61.1	59.4
J Chain Stay Length (cm)	41.8	41.8	41.8
K Bottom Bracket Drop (cm)	7.2	7.2	7.2
L Bottom Bracket Height (cm)	27.1	27.1	27.1
M Fork Rake (cm)	5.5	5.5	4.5
N Trail (cm)	5.8	5.8	5.8
O Stack (cm)	53.4	55.4	57.4
P Reach (cm)	37.8	38.4	38.9



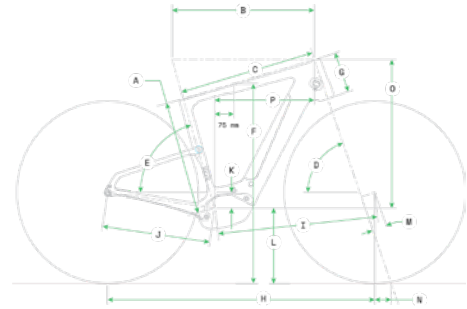
Topstone Neo Carbon Lefty

	S	M	L	XL
A Seat Tube Length (cm)	41.0	44.0	50.0	55.0
B Top Tube Horizontal (cm)	53.4	55.2	56.9	58.6
C Top Tube Actual (cm)	N/A	N/A	N/A	N/A
D Head Tube Angle	71.0°	71.0°	71.0°	71.0°
E Seat Tube Angle Effective	74.0°	74.0°	74.0°	74.0°
F Standover (cm)	73.3	76.3	81.4	85.8
G Head Tube Length (cm)	12.7	15.8	19.5	22.9
H Wheelbase (cm)	101.8	103.8	105.7	107.6
I Front Center (cm)	60.6	62.5	64.4	66.3
J Chain Stay Length (cm)	42.0	42.0	42.0	42.0
K Bottom Bracket Drop (cm)	6.4	6.1	6.1	5.9
L Bottom Bracket Height (cm)	27.9	28.2	28.2	28.4
M Fork Rake (cm)	5.5	5.5	5.5	5.5
N Trail (cm)	6.0	6.0	6.0	6.0
O Stack (cm)	54.9	57.5	61.0	64.0
P Reach (cm)	37.7	38.7	39.4	40.2



Topstone Neo Carbon

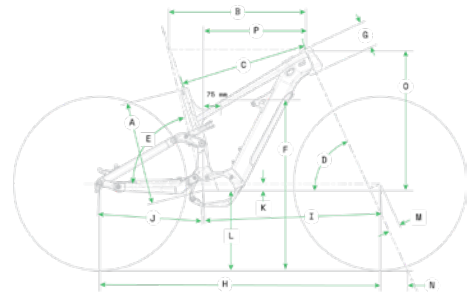
	S	M	L	XL
A Seat Tube Length (cm)	41.0	44.0	50.0	55.0
B Top Tube Horizontal (cm)	53.4	55.2	56.9	58.6
C Top Tube Actual (cm)	N/A	N/A	N/A	N/A
D Head Tube Angle	71.0°	71.0°	71.0°	71.0°
E Seat Tube Angle Effective	74.0°	74.0°	74.0°	74.0°
F Standover (cm)	74.3	77.3	82.4	86.8
G Head Tube Length (cm)	12.7	15.8	19.5	22.9
H Wheelbase (cm)	101.8	103.8	105.7	107.6
I Front Center (cm)	60.6	62.5	64.4	66.3
J Chain Stay Length (cm)	42.0	42.0	42.0	42.0
K Bottom Bracket Drop (cm)	6.4	6.1	6.1	5.9
L Bottom Bracket Height (cm)	28.9	29.2	29.2	29.4
M Fork Rake (cm)	5.5	5.5	5.5	5.5
N Trail (cm)	6.3	6.3	6.3	6.3
O Stack (cm)	54.9	57.5	61.0	64.0
P Reach (cm)	37.7	38.7	39.4	40.2



* Indicates same as previous

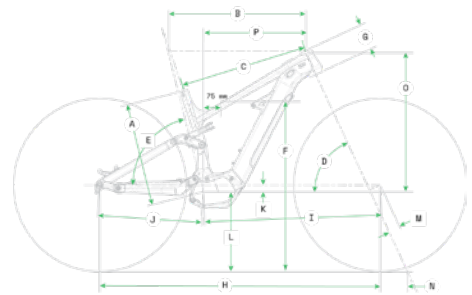
Moterra Neo Carbon

	SM	MD	LG	XL
A Seat Tube Length (cm)	40	43	46	51
B Top Tube Horizontal (cm)	58.7	61.4	63.8	66.6
C Top Tube Actual (cm)	52.2	55.2	57.8	61.2
D Head Tube Angle	66°	66°	66°	66°
E Seat Tube Angle Effective	75°	75°	75°	75°
F Standover (cm)	73.9	74.9	75.5	77.8
G Head Tube Length (cm)	10.0	11.0	12.0	13.0
H Wheelbase (cm)	118.4	122.1	124.7	127.6
I Front Center (cm)	73.5	77.2	79.7	82.7
J Chain Stay Length (cm)	45	45	45	45
K Bottom Bracket Drop (cm)	1.0	1.8	1.8	1.8
L Bottom Bracket Height (cm)	35.1	36.2	36.2	36.2
M Fork Rake (cm)	4.4	5.1	5.1	5.1
N Trail (cm)	11.3	11.3	11.3	11.3
O Stack (cm)	58.5	61.9	62.9	63.8
P Reach (cm)	43.0	44.8	47.0	49.5



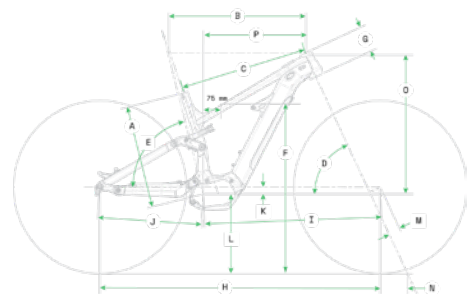
Moterra Neo Carbon SE

	SM	MD	LG	XL
A Seat Tube Length (cm)	40	43	46	51
B Top Tube Horizontal (cm)	58.7	61.4	63.8	66.6
C Top Tube Actual (cm)	52.2	55.2	57.8	61.2
D Head Tube Angle	65.5°	65.5°	65.5°	65.5°
E Seat Tube Angle Effective	74.5°	74.5°	74.5°	74.5°
F Standover (cm)	73.9	74.9	75.5	77.8
G Head Tube Length (cm)	10	11	12	13
H Wheelbase (cm)	118.8	122.5	125.1	128
I Front Center (cm)	73.8	77.5	80.1	83.1
J Chain Stay Length (cm)	45	45	45	45
K Bottom Bracket Drop (cm)	0.4	1.2	1.2	1.2
L Bottom Bracket Height (cm)	35.7	36.8	36.8	36.8
M Fork Rake (cm)	4.4	5.1	5.1	5.1
N Trail (cm)	11.6	11.7	11.7	11.7
O Stack (cm)	58.7	62.1	63	63.9
P Reach (cm)	42.4	44.2	46.3	48.9



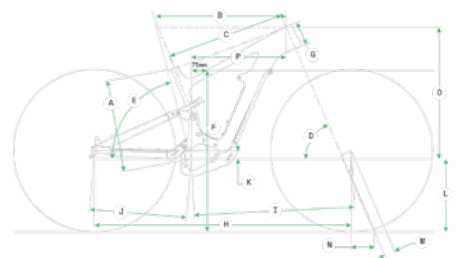
Moterra Neo Alloy

	S	M	L	XL
A Seat Tube Length (cm)	43.0	45.0	48.0	51.0
B Top Tube Horizontal (cm)	57.9	60.4	62.9	65.6
C Top Tube Actual (cm)	53.9	56.2	58.8	61.7
D Head Tube Angle	65.0	65.0	65.0	65.0
E Seat Tube Angle Effective	76.0°	76.0°	76.0°	76.0°
F Standover (cm)	72.7	73.5	74.5	77.0
G Head Tube Length (cm)	11.5	11.5	11.5	12.4
H Wheelbase (cm)	120.9	123.4	125.9	128.8
I Front Center (cm)	75.6	78.1	80.6	83.5
J Chain Stay Length (cm)	45.5	45.5	45.5	45.5
K Bottom Bracket Drop (cm)	3.0	3.0	3.0	3.0
L Bottom Bracket Height (cm)	35.0	35.0	35.0	35.0
M Fork Rake (cm)	5.1	5.1	5.1	5.1
N Trail (cm)	12.1	12.1	12.1	12.1
O Stack (cm)	61.7	61.7	61.7	62.6
P Reach (cm)	42.5	45.0	47.5	50.0



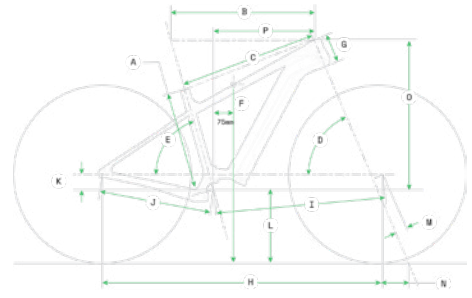
Habit Neo

	SM	MD	LG	XL
A Seat Tube Length (cm)	40.0	43.0	46.0	51.0
B Top Tube Horizontal (cm)	58.7	61.0	63.7	66.5
C Top Tube Actual (cm)	53.6	55.6	58.2	61.2
D Head Tube Angle	66.5°	66.5°	66.5°	66.5°
E Seat Tube Angle Effective	75.0°	75.0°	75.0°	75.0°
F Standover (cm)	74.0	75.5	77.0	78.0
G Head Tube Length (cm)	10.0	11.0	12.0	13.0
H Wheelbase (cm)	118.1	120.5	123.4	126.3
I Front Center (cm)	72.8	75.2	78.1	81.0
J Chain Stay Length (cm)	45.5	45.5	45.5	45.5
K Bottom Bracket Drop (cm)	3.8	3.8	3.8	3.8
L Bottom Bracket Height (cm)	34.2	34.2	34.2	34.2
M Fork Rake (cm)	5.1	5.1	5.1	5.1
N Trail (cm)	10.9	10.9	10.9	10.9
O Stack (cm)	60.5	61.4	62.3	63.3
P Reach (cm)	42.5	44.5	47.0	49.5



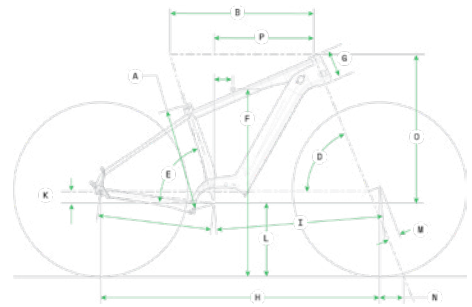
Trail Neo 1&2

	SM	MD	LG	XL
A Seat Tube Length (cm)	40	43.5	47	50
B Top Tube Horizontal (cm)	56.1	59.9	63.2	66.5
C Top Tube Actual (cm)	54.3	57.8	60.8	63.9
D Head Tube Angle	67.0°	67.0°	67.0°	67.0°
E Seat Tube Angle Effective	74.0°	74.0°	74.0°	74.0°
F Standover (cm)	73.2	75	75.8	75.6
G Head Tube Length (cm)	12	12	13	14
H Wheelbase (cm)	113.8	117.9	121.3	124.6
I Front Center (cm)	67.3	71.6	75	78.4
J Chain Stay Length (cm)	47	47	47	47
K Bottom Bracket Drop (cm)	5.2	6.5	6.5	6.5
L Bottom Bracket Height (cm)	30.8	31.5	31.5	31.5
M Fork Rake (cm)	4.6	5.1	5.1	5.1
N Trail (cm)	10.3	10.6	10.6	10.6
O Stack (cm)	59.6	62.5	63.4	64.3
P Reach (cm)	39	42	45	48



Trail Neo 3

	SM	MD	LG	XL
A Seat Tube Length (cm)	38.0	43.5	48.5	53.5
B Top Tube Horizontal (cm)	58.0	61.7	64.0	66.5
C Top Tube Actual (cm)	N/A			
D Head Tube Angle	68.0°	68.0°	68.0°	68.0°
E Seat Tube Angle Effective	73.5°	73.5°	73.5°	73.5°
F Standover (cm)	74.6	77.5	81.3	84.7
G Head Tube Length (cm)	12.8	12.8	13.6	14.4
H Wheelbase (cm)	115.5	119.2	121.6	124.2
I Front Center (cm)	68.2	71.9	81.3	84.7
J Chain Stay Length (cm)	47.9	47.9	47.9	47.9
K Bottom Bracket Drop (cm)	5.7	5.7	5.7	5.7
L Bottom Bracket Height (cm)	31.5	31.5	31.5	31.5
M Fork Rake (cm)	5.1	5.1	5.1	5.1
N Trail (cm)	9.2	9.2	9.2	9.2
O Stack (cm)	62.9	62.9	63.7	64.4
P Reach (cm)	39.3	43	45.1	47.4



* Indicates same as previous

cannondale

©Cycling Sports Group, All specifications subject to change without notice 2020



Kids

Kids Cujo Race 24+



C56100U

Frame	SmartForm C3 Alloy, smooth welding
Fork	SmartForm C3 Alloy, 1-1/8" steerer, IS disc mount
Rims	Cannondale Disc, lightweight alloy, double wall, 24", 29mm inner width, 28h
Hubs	(F) Sealed Alloy Disc, QR / (R) Sealed Alloy Disc, QR
Spokes	Stainless Steel, 14g
Tires	Kenda Slant 6, 24 x 2.6"
Pedals	Wellgo Composite Platform w/ reflectors
Crank	Prowheel, Pro-V30, 130mm length, 30T
Bottom Bracket	Cartridge, square taper
Chain	KMC X10, 10-speed
Rear Cogs	Sunrace, 11-42, 10-speed

Rear Derailleur	Shimano Deore GS
Shifters	Shimano Deore, 10-speed
Handlebar	Lightweight Alloy Riser, 31.8, 635mm
Grips	Cannondale Kid's Performance
Stem	Cannondale, 6061 Alloy, 31.8, 7°
Headset	FSA, Alloy, 1-1/8" Ahead, semi-integrated
Brakes	Promax DSK-926 hydro disc, 160/160mm rotors
Brake Levers	Promax hydraulic disc, short reach
Saddle	Cannondale Ergo
Seatpost	Lightweight alloy, 25.4mm
Sizes	One Size
Color 1	Chameleon (CML)

Kids Cujo 24+



C56301U

Frame	SmartForm C3 Alloy, smooth welding
Fork	SmartForm C3 Alloy, 1-1/8" steerer, IS disc mount
Rims	Cannondale Disc, lightweight alloy, double wall, 20", 29mm inner width, 28h
Hubs	(F) Alloy Disc QR, 28H (R) Alloy Disc Cassette QR, 28H
Spokes	Stainless Steel, 14g
Tires	Kenda Slant 6, 24 x 2.6"
Pedals	Wellgo Composite Platform w/ Reflectors
Crank	Prowheel w/ Double Guard, 30T, 130mm
Bottom Bracket	Cartridge, square taper
Chain	KMC Z8.1, 8-speed
Rear Cogs	Sunrace, 11-34, 8-speed

Rear Derailleur	Shimano Tourney
Shifters	Shimano Tourney Revo Twist Shifter, 8-speed
Handlebar	Alloy 600mm width x 30mm rise
Grips	Cannondale Kid's Performance
Stem	Alloy Ahead, 30mm
Headset	FSA, Alloy, 1-1/8" Ahead, semi-integrated
Brakes	Tektro mechanical disc, 160/160mm rotors
Brake Levers	Tektro 3 finger
Saddle	Cannondale Ergo
Seatpost	Lightweight alloy, 25.4mm
Sizes	One Size
Color 1	Green . (GRN)

Kids Cujo Race 20+



C56200U

Frame	SmartForm C3 Alloy, smooth welding
Fork	SmartForm C3 Alloy, 1-1/8" steerer, IS disc mount
Rims	Cannondale Disc, lightweight alloy, double wall, 20", 29mm inner width, 28h
Hubs	(F) Sealed Alloy Disc, QR / (R) Sealed Alloy Disc, QR
Spokes	Stainless Steel, 14g
Tires	Kenda Slant 6, 20 x 2.6"
Pedals	Wellgo Composite Platform w/ reflectors
Crank	Prowheel, Pro-V30, 110mm length, 30T
Bottom Bracket	Cartridge, square taper
Chain	KMC X10, 10-speed
Rear Cogs	Sunrace, 11-42, 10-speed

Rear Derailleur	SRAM X5
Shifters	SRAM X5, 10-speed
Handlebar	Lightweight Alloy Riser, 31.8, 635mm
Grips	Cannondale Kid's Performance
Stem	6061 Alloy, 31.8, 7°
Headset	FSA, Alloy, 1-1/8" Ahead, semi-integrated
Brakes	Promax hydro disc, 160/160mm rotors
Brake Levers	Promax hydraulic disc, short reach
Saddle	Cannondale Ergo
Seatpost	Lightweight alloy, 25.4mm
Sizes	One Size
Color 1	Acid Red (ARD)

Kids Cujo 20+



C56401U

Frame	SmartForm C3 Alloy, smooth welding
Fork	SmartForm C3 Alloy, 1-1/8" steerer, IS disc mount
Rims	Cannondale Disc, lightweight alloy, double wall, 20", 29mm inner width, 28h
Hubs	(F) Alloy Disc QR, 28H (R) Formula QR
Spokes	Stainless Steel, 14g
Tires	Kenda Slant 6, 20 x 2.6"
Pedals	Wellgo Composite Platform w/ Reflectors
Crank	Prowheel w/ Double Guard, 30T, 130mm
Bottom Bracket	Cartridge, square taper
Chain	KMC Z7, 7-speed
Rear Cogs	Sunrace, 11-34, 7-speed

Rear Derailleur	Shimano Tourney
Shifters	Shimano Tourney Revo Twist Shifter, 7-speed
Handlebar	Alloy 600mm width x 30mm rise
Grips	Cannondale Kid's Performance
Stem	Alloy Ahead, 30mm
Headset	FSA, Alloy, 1-1/8" Ahead, semi-integrated
Brakes	Tektro mechanical disc, 160/160mm rotors
Brake Levers	Tektro 3 finger
Saddle	Cannondale Ergo
Seatpost	Lightweight alloy, 25.4mm
Sizes	One Size
Color 1	Alpine (ALP)

Kids Trail 26

RENDERING



RENDERING

C51101U

Frame	All-New, SmartForm C3 Alloy, StraightShot hidden cable routing, disc brakes, rack/fender mounts
Fork	Suntour M3030, 63mm, coil with preload adjuster
Rims	Cannondale Disc, double wall w/eyelet, 32h
Hubs	(F) Sealed Alloy Disc, 12x100 / (R) Sealed Alloy Disc
Spokes	Stainless steel, 14g
Tires	Kenda Small Block 8, 26 x 1.95
Pedals	Wellgo Composite Platform
Crank	Prowheel, Pro-V30, 152 mm length, 30T
Bottom Bracket	Cartridge, square taper
Chain	KMC X8, 8-speed
Rear Cogs	Sunrace, 11-34, 8-speed
Rear Derailleur	microSHIFT M26L

Shifters	microSHIFT, 8-speed
Handlebar	6061 Alloy, 25mm rise, 10° sweep, 30mm rise, 580mm
Grips	Cannondale Performance
Stem	Alloy Ahead, 31.8mm
Headset	Semi-Integrated, 1-1/8"
Brakes	Tektro Mechanical Disc, 160/160mm rotors
Brake Levers	Tektro 3 finger
Saddle	Cannondale Ergo
Seatpost	Alloy, 25.4mm
Sizes	One Size
Color 1	Black Pearl (BPL)
Color 2	Purple Haze (PRH)
Extras	Kickstand

Kids Trail 24



C51150M

Frame	SmartForm C3 Alloy, smooth welding
Fork	SunTour XCT-JR 24, 63mm travel, 1-1/8" steerer, coil, w/ disc mounts
Rims	Cannondale, lightweight alloy, 24", 28h
Hubs	(F) Sealed Alloy Disc, QR / (R) Sealed Alloy Disc, QR
Spokes	Steel, 14g Black
Tires	Kenda Small Block 8, 24 x 1.95"
Pedals	Wellgo Composite Platform w/ reflectors
Crank	Prowheel, Pro-V30, 130mm length, 30T
Bottom Bracket	Cartridge, square taper
Chain	KMC Z8.1, 8-speed
Rear Cogs	Sunrace, 12-32, 8-speed
Rear Derailleur	Shimano Tourney

Shifters	Shimano Tourney Revo Twist Shifter, 8-speed
Handlebar	Lightweight Alloy, 25.4mm, 580mm
Grips	Cannondale Kid's Performance
Stem	Alloy Ahead, 30mm
Headset	FSA, Alloy, 1-1/8" Ahead, semi-integrated
Brakes	Cable-actuated disc
Brake Levers	Alloy 3 finger
Saddle	Cannondale Ergo
Seatpost	Lightweight alloy, 25.4mm
Sizes	One Size
Color 1	Midnight (MDN)
Extras	Kickstand

Kids Trail 24



C51150F

Frame	SmartForm C3 Alloy, smooth welding
Fork	SunTour XCT-JR 24, 63mm travel, 1-1/8" steerer, coil, w/ disc mounts
Rims	Cannondale, lightweight alloy, 24", 28h
Hubs	(F) Sealed Alloy Disc, QR / (R) Sealed Alloy Disc, QR
Spokes	Steel, 14g Black
Tires	Kenda Small Block 8, 24 x 1.95"
Pedals	Wellgo Composite Platform w/ reflectors
Crank	Prowheel, Pro-V30, 130mm length, 30T
Bottom Bracket	Cartridge, square taper
Chain	KMC Z8.1, 8-speed
Rear Cogs	Sunrace, 12-32, 8-speed
Rear Derailleur	Shimano Tourney

Shifters	Shimano Tourney Revo Twist Shifter, 8-speed
Handlebar	Lightweight Alloy, 25.4mm, 580mm
Grips	Cannondale Kid's Performance
Stem	Alloy Ahead, 30mm
Headset	FSA, Alloy, 1-1/8" Ahead, semi-integrated
Brakes	Cable-actuated disc
Brake Levers	Alloy 3 finger
Saddle	Cannondale Ergo
Seatpost	Lightweight alloy, 25.4mm
Sizes	One Size
Color 1	Nuclear Yellow (NYW)
Extras	Kickstand

Kids Trail 20



C51250M

Frame	SmartForm C3 Alloy, smooth welding
Fork	SunTour XCT-JR 20, 40mm travel, 1-1/8" steerer, coil, w/ canti mounts
Rims	Cannondale, lightweight alloy, 20", 28h
Hubs	(F) KT Alloy, nutted axle / (R) KT Alloy, nutted axle, 7-speed freewheel
Spokes	Steel, 14g Black
Tires	Innova 20 x 1.95", multi-use tread
Pedals	Wellgo Composite Platform w/ reflectors
Crank	Prowheel, Pro-V30, 110mm length, 30T
Bottom Bracket	Cartridge, square taper
Chain	KMC Z7, 7-speed
Rear Cogs	Shimano, 14-28, 7-speed FW

Rear Derailleur	Shimano Tourney
Shifters	Shimano Tourney Revo Twist Shifter, 7-speed
Handlebar	Lightweight Alloy, 25.4mm, 580mm
Grips	Cannondale Kid's Performance
Stem	Alloy Ahead, 30mm
Headset	FSA, Alloy, 1-1/8" Ahead, semi-integrated
Brakes	Promax V-Brake, alloy linear pull
Brake Levers	Promax Alloy, linear pull
Saddle	Cannondale Ergo
Seatpost	Lightweight alloy, 25.4mm
Sizes	One Size
Color 1	Emerald (EMR)
Extras	Kickstand

Kids Trail 20



C51250F

Frame	SmartForm C3 Alloy, smooth welding
Fork	SunTour XCT-JR 20, 40mm travel, 1-1/8" steerer, coil, w/ canti mounts
Rims	Cannondale, lightweight alloy, 20", 28h
Hubs	(F) KT Alloy, nutted axle / (R) KT Alloy, nutted axle, 7-speed freewheel
Spokes	Steel, 14g Black
Tires	Innova 20 x 1.95", multi-use tread
Pedals	Wellgo Composite Platform w/ reflectors
Crank	Prowheel, Pro-V30, 110mm length, 30T
Bottom Bracket	Cartridge, square taper
Chain	KMC Z7, 7-speed
Rear Cogs	Shimano, 14-28, 7-speed FW

Rear Derailleur	Shimano Tourney
Shifters	Shimano Tourney Revo Twist Shifter, 7-speed
Handlebar	Lightweight Alloy, 25.4mm, 580mm
Grips	Cannondale Kid's Performance
Stem	Alloy Ahead, 30mm
Headset	FSA, Alloy, 1-1/8" Ahead, semi-integrated
Brakes	Promax V-Brake, alloy linear pull
Brake Levers	Promax Alloy, linear pull
Saddle	Cannondale Ergo
Seatpost	Lightweight alloy, 25.4mm
Sizes	One Size
Color 1	Crush (CRU)
Extras	Kickstand

Kids Quick 24



C51100M

Frame	SmartForm C3 Alloy, smooth welding
Fork	Rigid, SmartForm C3 Alloy, 1-1/8" steerer
Rims	Cannondale, lightweight alloy, 24", 28h
Hubs	(F) KT Alloy, nutted axle / (R) KT Alloy, 7-speed freehub
Spokes	Steel, 14g Black
Tires	Kenda, Small Block 8, 24 x 1.5"
Pedals	Wellgo Composite Platform w/ reflectors
Crank	Prowheel, Pro-V30, 145mm length, 30T
Bottom Bracket	Cartridge, square taper
Chain	KMC Z7, 7-speed
Rear Cogs	Sunrace, 11-28, 7-speed
Rear Derailleur	Shimano Tourney

Shifters	Shimano Tourney Revo Twist Shifter, 7-speed
Handlebar	Lightweight Alloy, 25.4mm, 580mm
Grips	Cannondale Kid's Performance
Stem	Alloy Ahead, 30mm
Headset	FSA, Alloy, 1-1/8" Ahead, semi-integrated
Brakes	Promax V-Brake, alloy linear pull
Brake Levers	Promax
Saddle	Cannondale Ergo
Seatpost	Lightweight alloy, 25.4mm
Sizes	One Size
Color 1	Acid Red (ARD)
Extras	Kickstand

Kids Quick 24



C51100F

Frame	SmartForm C3 Alloy, smooth welding
Fork	Rigid, SmartForm C3 Alloy, 1-1/8" steerer
Rims	Cannondale, lightweight alloy, 24", 28h
Hubs	(F) KT Alloy, nudded axle / (R) KT Alloy, 7-speed freehub
Spokes	Steel, 14g Black
Tires	Kenda, Small Block 8, 24 x 1.5"
Pedals	Wellgo Composite Platform w/ reflectors
Crank	Prowheel, Pro-V30, 145mm length, 30T
Bottom Bracket	Cartridge, square taper
Chain	KMC Z7, 7-speed
Rear Cogs	Sunrace, 11-28, 7-speed
Rear Derailleur	Shimano Tourney

Shifters	Shimano Tourney Revo Twist Shifter, 7-speed
Handlebar	Lightweight Alloy, 25.4mm, 580mm
Grips	Cannondale Kid's Performance
Stem	Alloy Ahead, 30mm
Headset	FSA, Alloy, 1-1/8" Ahead, semi-integrated
Brakes	Promax V-Brake, alloy linear pull
Brake Levers	Promax
Saddle	Cannondale Ergo
Seatpost	Lightweight alloy, 25.4mm
Sizes	One Size
Color 1	Sherpa (SRP)
Extras	Kickstand

Kids Quick 20



C51200M

Frame	SmartForm C3 Alloy, smooth welding
Fork	Rigid, SmartForm C3 Alloy, 1" steerer
Rims	Cannondale, lightweight alloy, 20", 28h
Hubs	(F) KT Alloy, nudded axle / (R) KT Alloy, 7-speed freehub
Spokes	Steel, 14g Black
Tires	Kenda Small Block 8, 20 x 1.5"
Pedals	Wellgo Composite Platform w/ reflectors
Crank	Prowheel, Pro-V30, 110mm length, 30T
Bottom Bracket	Cartridge, square taper
Chain	KMC Z7, 7-speed
Rear Cogs	Sunrace, 11-28, 7-speed
Rear Derailleur	Shimano Tourney

Shifters	Shimano Tourney Revo Twist Shifter, 7-speed
Handlebar	Lightweight Alloy, 25.4mm, 580mm
Grips	Cannondale Kid's Performance
Stem	Alloy Ahead, 30mm
Headset	VP, Alloy, 1" Ahead, semi-integrated
Brakes	Promax V-Brake, alloy linear pull
Brake Levers	Promax
Saddle	Cannondale Ergo
Seatpost	Lightweight alloy, 25.4mm
Sizes	One Size
Color 1	Electric Blue (ELB)
Extras	Kickstand

Kids Quick 20



C51200F

Frame	SmartForm C3 Alloy, smooth welding
Fork	Rigid, SmartForm C3 Alloy, 1" steerer
Rims	Cannondale, lightweight alloy, 20", 28h
Hubs	(F) KT Alloy, nudded axle / (R) KT Alloy, 7-speed freehub
Spokes	Steel, 14g Black
Tires	Kenda Small Block 8, 20 x 1.5"
Pedals	Wellgo Composite Platform w/ reflectors
Crank	Prowheel, Pro-V30, 110mm length, 30T
Bottom Bracket	Cartridge, square taper
Chain	KMC Z7, 7-speed
Rear Cogs	Sunrace, 11-28, 7-speed
Rear Derailleur	Shimano Tourney

Shifters	Shimano Tourney Revo Twist Shifter, 7-speed
Handlebar	Lightweight Alloy, 25.4mm, 580mm
Grips	Cannondale Kid's Performance
Stem	Alloy Ahead, 30mm
Headset	VP, Alloy, 1" Ahead, semi-integrated
Brakes	Promax V-Brake, alloy linear pull
Brake Levers	Promax
Saddle	Cannondale Ergo
Seatpost	Lightweight alloy, 25.4mm
Sizes	One Size
Color 1	Ultra Violet (ULV)
Extras	Kickstand

Kids Trail Freewheel 16



C51300M

Frame	SmartForm C3 Alloy, smooth welding
Fork	Rigid, steel, 1" steerer, w/ canti mounts
Rims	Cannondale 4, lightweight alloy, 16", 28h
Hubs	(F) Alloy, nudded axle / (R) Alloy, nudded axles, freewheel
Spokes	Steel, 14g Black
Tires	Innova, 16 x 1.75", multi-use tread
Pedals	Wellgo Composite Platform w/ reflectors, 1/2"
Crank	One-piece, 110mm length, 28T
Bottom Bracket	Included
Chain	KMC S1, 1/2x1/8"
Rear Cogs	16T

Handlebar	Lightweight Alloy, 22.2mm, 500mm
Grips	Cannondale Kid's Comfort
Stem	Alloy Ahead, 37mm
Headset	1" Ahead
Brakes	V-Brake, Alloy linear pull
Brake Levers	Alloy, linear pull
Saddle	Cannondale Kid's Comfort
Seatpost	One-piece, clamp-less, 25.4mm
Sizes	One Size
Color 1	Electric Blue (ELB)
Extras	Tool-less training wheels, Chainguard

Kids Trail Freewheel 16



C51300F

Frame	SmartForm C3 Alloy, smooth welding
Fork	Rigid, steel, 1" steerer, w/ canti mounts
Rims	Cannondale 4, lightweight alloy, 16", 28h
Hubs	(F) Alloy, nudded axle / (R) Alloy, nudded axles, freewheel
Spokes	Steel, 14g Black
Tires	Innova, 16 x 1.75", multi-use tread
Pedals	Wellgo Composite Platform w/ reflectors, 1/2"
Crank	One-piece, 110mm length, 28T
Bottom Bracket	Included
Chain	KMC S1, 1/2x1/8"
Rear Cogs	16T

Handlebar	Lightweight Alloy, 22.2mm, 500mm
Grips	Cannondale Kid's Comfort
Stem	Alloy Ahead, 37mm
Headset	1" Ahead
Brakes	V-Brake, Alloy linear pull
Brake Levers	Alloy, linear pull
Saddle	Cannondale Kid's Comfort
Seatpost	One-piece, clamp-less, 25.4mm
Sizes	One Size
Color 1	Turquoise (TRQ)
Extras	Tool-less training wheels, Chainguard

Kids Trail Balance



C51450M

Frame	SmartForm C3 Alloy, smooth welding
Fork	Cannondale Little Lefty 12, rigid, SmartForm C2 Alloy, 11-8" steerer
Rims	Cannondale, lightweight alloy, 12", 16h
Hubs	(F) Little Lefty single-sided / (R) Alloy, nudded axle
Spokes	Steel, 14g Black
Tires	Innova, 12 x 1.75", multi-use tread
Handlebar	Lightweight Alloy, 22.2mm, 460mm

Grips	Cannondale Kid's Comfort
Stem	Alloy Ahead, 37mm
Headset	FSA, Alloy, 1-1/8" Ahead, semi-integrated
Saddle	Cannondale Kid's Comfort
Seatpost	One-piece, clamp-less, 25.4mm
Sizes	One Size
Color 1	Acid Red (ARD)

Kids Trail Balance



C51450F

Frame	SmartForm C3 Alloy, smooth welding
Fork	Cannondale Little Lefty 12, rigid, SmartForm C2 Alloy, 11-8" steerer
Rims	Cannondale, lightweight alloy, 12", 16h
Hubs	(F) Little Lefty single-sided / (R) Alloy, nutted axle
Spokes	Steel, 14g Black
Tires	Innova, 12 x 1.75", multi-use tread
Handlebar	Lightweight Alloy, 22.2mm, 460mm

Grips	Cannondale Kid's Comfort
Stem	Alloy Ahead, 37mm
Headset	FSA, Alloy, 1-1/8" Ahead, semi-integrated
Saddle	Cannondale Kid's Comfort
Seatpost	One-piece, clamp-less, 25.4mm
Sizes	One Size
Color 1	Turquoise (TRQ)



Gear

EQUIPMENT

HELMETS

COMPONENTS

Essential Floor Pump

The Essential Floor Pump is your go-to for inflating any bicycle tire. Incredibly easy to use with a massive 130mm gauge with integrated suggested pressure ranges attached to a stable base and body that are designed to minimize the number of pumps needed. Perfect for whatever type of bike you ride.

- Easy to read massive 5"/130mm pressure gauge.
- Integrated pressure range guides to select suitable tire pressure.
- Smart pump head automatically adjusts to Schrader and Presta valves.
- Wide, stable steel base, durable steel barrel with an ergonomic handle.
- 140Psi / 9.6Bar max.
- 429cc volume-per-stroke

Code	Color
CP6101U100S	Yellow



Precise Floor Pump

The Precise Floor Pump is the best choice if there is more than one bike in your garage. It's massive 130mm dual-stage gauge shows 1 psi increments for off-road and automatically adjusts to 5psi increments for road tires. Combined with integrated suggested pressure ranges, the correct tire pressure is achieved every time.

- Auto dual-stage extra-large 5"/130mm gauge offers unbeatable readability.
- Integrated pressure range guides to select ultra-accurate tire pressure.
- Smart pump head automatically adjusts to Schrader and Presta valves.
- Built-in air release button for quick-and-easy pressure adjustments.
- 140Psi / 9.6Bar max.
- 429cc volume-per-stroke

Code	Size
CP6201U100S	Grey



Dirt Mini Pump

This large bore, mid-sized mini pump is super-easy to use and extremely efficient to help get larger volume tires up to pressure quickly and effortlessly. The Dirt Minipump packs clever features that prioritize convenience and functionality above all else, which minimizes repair time and maximizes ride time.

- Tough aluminum construction with grippy CNC machined ribbed finish.
- 100mm retractable flexible hose protects valve cores from damage.
- Fully sealed weatherproof internals and prevents rattles.
- Compatible with all tire valve types.
- 240mm / 9.4in length
- 60Psi / 4.1Bar max.

Code	Color
CP6401U10OS	Black




Road Mini Pump

This small-bore, mid-sized mini pump is super-easy to use and extremely efficient to help get smaller volume road tires up to higher pressures quickly and effortlessly. The Road Minipump packs clever features that prioritize convenience and functionality above all else, which minimizes repair time and maximizes ride time.

- Tough aluminum construction with grippy CNC machined ribbed finish.
- 100mm retractable flexible hose protects valve cores from damage.
- Fully sealed weatherproof internals and prevents rattles.
- Compatible with all tire valves types.
- 212mm / 8.3in length
- 100 Psi / 6.9 Bar max.

Code	Color
CP6301U10OS	Black




CO2 Road Mini Pump

Combining the speed and convenience of Co2 with the trusty safety-net of a traditional pump in a sleek, integrated, and stowable package. The CO2 Road Minipump is the essential 'get me home' tool for road riders looking to carry fewer individual essential items and free-up valuable pocket space.

- Tough aluminum construction with grippy CNC machined ribbed finish.
- Dual-head design with dedicated pump or Co2 color-coded outlets.
- Compact dual-chamber telescopic pump layout maximizes volume and efficiency.
- Fully sealed weatherproof internals with a sliding rubber lock prevents rattles.
- 184mm / 7.2in length
- 120Psi / 8.3Bar max.

Code	Color
CP6501U10OS	Black



Contain QR Saddle Bag

Our Contain saddle bags offer simple and effective solutions to keep your essentials stored securely and easy to access.

- Waterproof nylon construction
- Waterproof zippers
- Welded Seams
- Rubberized fabric
- T-Bracket QR fitment locks securely to saddle rails
- Light Clip/Strap

Code	Size
CP1401U100S	Large Bag
CP1301U100S	Medium Bag
CP1201U100S	Small Bag



Small



Medium



Large

Contain Saddle Bag

Our Contain saddle bags offer simple and effective solutions to keep your essentials stored securely and easy to access.

- Water-resistant nylon construction
- Waterproof zippers
- Velcro attachment to saddle rails and seatpost
- Reflective Light Clip
- Internal Pocket

Code	Size
CP1451U100S	Large Bag
CP1351U100S	Medium Bag
CP1251U100S	Small Bag
CP1151U100S	Mini Bag



Mini



Medium



Small



Large

Scalpel Stash Kit

For rapid trail-side repairs, the STASH system holds a quick-draw Fabric 8-in-1 mini tool, CO2 inflator spacer and tire plug kit beneath the water bottle. Or for the truly weight obsessed, STASH can be removed and replaced with a lightweight cover.

- Fastest access to tools during riding or racing
- Compatible with Scalpel
- Includes holder, Dynaplug, Multi tool and CO2 spacer

Code
CP9101U100S



Scalpel Stash Kit

For rapid trail-side repairs, the STASH system holds a quick-draw Cannondale 10-in1 mini tool, CO2 inflator spacer and tire plug kit beneath the water bottle. Or for the truly weight obsessed, STASH can be removed and replaced with a lightweight cover.

- Fastest access to tools during riding or racing
- Compatible with MY21+ Scalpel
- Includes holder, Dynaplug, Multi tool and CO2 spacer

Code

CP9151U10OS



10-In-1 Multi-Tool

Fitting perfectly in your Scalpel Stash kit or a pocket, we minimized size and maximized tool offerings to bring you a perfectly packed, and stowable multitool. 10-In-1 contains ten hand-picked tools that'll see you through all but the least common trail and roadside bike adjustments.

- Contains:
 - Hex Key: 2 / 2.5 / 3 / 4 / 5 / 6 / 8
 - Torx: T25
 - Screwdriver: Phillips #2
 - Valve Core Tool: Presta / Schrader
- Compatible with Scalpel Tool STASH housing for quick-and-easy access.
- Hardened 6150 tools with an anti-corrosive surface treatment and robust aluminium side bars.
- 62 grams

Code

CP9301U10OS



PriBar Tire Levers

PriBar's are light, premium, pocket sized tire levers that will get even the tightest tire-and-rim combos off and back on. The two-tone finish hints that these aren't your run-of-the-mill molded plastic tire levers. A unique hybrid construction comprising of a forged aluminum core encased around a reinforced nylon outer is tough, but gentle enough for your best carbon rims.

- Quality, forged aluminum core for strength, perfect for tight fitting tire-and-rim combos.
- Nylon wrapped with integrated spoke holding wing.
- For tyre removal only
- Includes rubber carry sleeve
- 36g

Code

CP9201U10OS



Set-Off Flat Kit

The Set-Off Flat Kit contains everything you need for quick access, hassle-free puncture repairs in the wild – just add your tube of choice. Two strap lengths, integrated CO2 sleeve and tire lever storage provide a multitude of neat, contained on-bike mounting options whether you ride MTB, Gravel, or Road.

- Twist-controlled micro Co2 inflator with built-in non-pierce Co2 cartridge storage.
- Tough, stiff and lightweight PriBar tire levers included.
- Stretchy, non-abrasive polyurethane straps fit any bike and won't absorb mud and water (x2 sizes).
- Molded silicone insulator sleeve included.
- Insulator sleeve with integrated tire lever storage fits 20g or 16g (included) CO2 canisters



Code

CP6601U100S

Gripper Logo Bottle

Hydrating when you ride shouldn't be a chore. The Gripper bottle has all the essentials.

- High-flow, lockable Actuator nozzle
- BPA Free
- Dishwasher safe
- Farbic® Gripper Bottle

Color	600ml	750ml
Clear	CP5100U0160	CP5100U0175
Black	CP5100U1160	CP5100U1175



Gripper Logo Insulated Bottle

Hydrating when you ride shouldn't be a chore. The Gripper bottle has all the essentials.

- High-flow, lockable Actuator nozzle
- BPA Free
- Dishwasher safe
- Farbic® Gripper Bottle
- The triple-layer thermal isolation technology keeps your drink cooler over twice as long as conventional water bottles

Color	550ml	650ml
White	CP5150U4155	CP5150U4165



Gripper Block Bottle

Hydrating when you ride shouldn't be a chore. The Gripper bottle has all the essentials.

- High-flow, lockable Actuator nozzle
- BPA Free
- Dishwasher safe
- Farbic® Gripper Bottle

Color	600ml	750ml
Clear	CP5200U0160	CP5200U0175
Black	CP5200U1160	CP5200U1175



Carbon Speed-C Cage

Optimized shape for ultra-secure hold and easy bottle movement in/out and 3k unidirectional carbon means one thing. It's light.

- Interwoven 3K and unidirectional carbon fiber composite
- Shaped to strike a perfect balance between stiffness for secure bottle hold and suppleness for easy bottle insertion
- Finished in matte or gloss over bare carbon weave
- Stealth and svelte in only 28 grams

Color	Code
Black/Black	CP5300U11OS
Black/White	CP5300U14OS



Speed-C Cage

Molded from a strong nylon composite, the Speed-C cage strikes the balance between weight and features.

- Shaped to strike a perfect balance between stiffness for secure bottle hold and suppleness for easy bottle insertion
- Molded of durable nylon composite
- Expanded color range with subtle graphics perfectly complement your bike and accent your unique style
- Weight: 39g

Color	Code
Black	CP5500U14OS
White	CP5500U41OS
Red	CP5500U50OS



GT-40 / GT-40 side load aluminum cage

The timeless design of the GT-40 cage now loadable/unloadable in three different ways.

- Lightweight and durable heat-treated aluminum construction
- Wrap-around coverage ensures positive bottle grip and smooth glide
- Available in left- or right-side loading
- Weight: 42g

Color	Code
Black	CP5400U100S
Black/Right-load	CP5420U100S
Black/Left-load	CP5410U100S



CP5410U100S
Black, Left-load



CP5420U100S
Black, Right-load

ReGrip Cage

The continuation of the Gripper bottle cage strives to keep plastic out of our oceans. Ghost fishing nets account for a large portion of all marine pollution and have a massively detrimental impact on marine wildlife. That said, they are made from extremely durable, non-biodegradable plastics, which are perfect for recycling into bottle cages.

- Contains at least 50% post-industrial recycled nylon from a certified Global Recycled Standard (GRS) source
- Elongated mount holes for fine tuning height
- Integrated bottle lock-ridge securely holds bottle in place
- Compatible with standard 74mm diameter bottles
- 38g

Color	Code
Black	CP5101U100S



ReGrip Left/Right-Entry Cage

The continuation of the Gripper bottle cage strives to keep plastic out of our oceans. Ghost fishing nets account for a large portion of all marine pollution and have a massively detrimental impact on marine wildlife. That said, they are made from extremely durable, non-biodegradable plastics, which are perfect for recycling into bottle cages.

- Contains at least 50% post-industrial recycled nylon from a certified Global Recycled Standard (GRS) source
- Elongated mount holes for fine tuning height, and side-load layout for improved access
- Integrated bottle lock-ridge securely holds bottle in place
- Compatible with standard 74mm diameter bottles
- 46g

Color	Code
Black/Left-Entry	CP5301U100S
Black/Right-Entry	CP5201U100S



Left-Entry




Right-Entry

TrailShroom Grip

The TrailShroom grip is a straight profile, lock-on mountain bike grip that combines the best of both worlds – a ribbed/mushroom pattern on the palm side for comfort, and hex-pattern on the underside for grip. Ride hard all day with the ultimate blend of comfort and control.

- Mushroom ribbed upper pattern for vibration damping and control
- Micro-Hex lower pattern paired with raised nodes provides ultimate all-weather grip
- Single lock-on for non-slip security and wider grip surface
- 31mm diameter

Code	Color-Size
CP3701U100S	Black - 135mm



Black

XC-Silicone Grip

The XC-Silicone grip combines 100% Silicone construction and a unique round-into-hexagonal tapered profile to produce a superlight weight and natural-feeling contact point – vital for all-day comfort and bike control.

- Unique outer hex shape for better comfort
- Rounded inner area profile helps improve grip
- Superlight silicone with natural vibration damping properties
- 30-33mm tapered diameter

Code	Color-Size
CP3801U100S	Black - 135mm



Black

XC-Silicone+ Grip

The XC-Silicone+ grip combines 100% Silicone construction and a unique round-into-hexagonal tapered profile to produce a super lightweight and natural-feeling contact point – vital for all-day comfort and bike control.

- Unique outer hex shape for better comfort
- Rounded inner area profile helps improve grip
- Superlight silicone with natural vibration damping properties
- 33-36mm tapered diameter

Code	Color-Size
CP3901U100S	Black - 135mm



Black

KnurlCork Bar Tape

KnurlCork bar tape uses a classic EVA and cork combination along with a contemporary knurled texture twist – offering a stylish, comfortable, and durable finish to your bike. Supreme grip levels in a lightweight package.

- Natural cork elements with debossed knurled pattern for traction and excellent non-slip properties
- Includes: x2 tape rolls, lever strips, bar end plugs, finishing strips
- No-mess gel backing
- 2.8mm thickness

Code	Color
CP3101U10OS	Black
CP3101U20OS	White
CP3101U30OS	Red



White



Red




Black

SuedeCush Bar Tape

SuedeCush bar tape is optimized for vibration absorption – made from EVA foam and QuellGel Silicone to increase comfort levels on the road. Superlight and durable: the perfect all-day handlebar tape.

- Thick lightweight EVA foam and a QuellGel Silicone gel-layer provides an effective barrier against vibrations for extra comfort
- Includes: x2 tape rolls, lever strips, bar end plugs, finishing strips
- 4mm thickness

Code	Color
CP3201U10OS	Black
CP3201U20OS	White
CP3201U30OS	Red



White



Red



Black

KnuriTack Bar Tape


KnuriTack bar tape uses an advanced three-part construction to create a supple, durable tape with excellent vibration damping properties and a tacky all-weather finish. KnuriTack is ready to go out of the box, easy to wrap, and provides comfort in any conditions.

- Thick lightweight EVA foam and a QuellGel Silicone gel-layer provides an effective barrier against vibrations for extra comfort
- Thin polyurethane upper and knurled pattern provide all-weather grip
- Includes: x2 tape rolls, lever strips, bar end plugs, finishing strips
- 3.0mm thickness

Code	Color
CP3301U10OS	Black
CP3301U20OS	White
CP3301U30OS	Red



White



Red



Black

HexTack Bar Tape

HexTack Silicone bar tape features 100% medical-grade silicone materials and an engineered foaming process to produce a great feeling tape with unrivalled all-weather grip that can be washed and re-wrapped.

- Silicone layer and a hexagonal dimpled pattern provide the perfect balance of shock absorption and grip level
- Hardwearing and washable construction results in a long-lasting fresh look
- Includes: x2 tape rolls, lever strips, bar end plugs, finishing strips
- 2.7mm thickness

Code	Color
CP3401U10OS	Black
CP3401U20OS	White



White



Black



cannondale

Lefty

cannondale

cannondale

8

Snowshoe
TDSPT

ides



Intake

The New Intake from Cannondale is designed for the latest generation of cyclists who aren't confined to riding on asphalt. Road, paths, gravel and dirt, this helmet will match your style when taking on any discipline.





Optimised to reduce wind resistance and improve air flow. Keeping the clock times down and heads cool.

Sunglass storage was a must when designing the Intake. Superports on the side make sure your eyewear is secure when it's not needed.

Features:

- 13 air vents.
- Superport for sunglass storage
- Optimised for minimal wind resistance
- One hand fit system
- Slim profile
- MIPS Options
- Weight: 280g (medium)

Color	S/M 52-58cm	L/XL 56-62cm
Black	CH4259U10SM	CH4259U10LX
White	CH4259U41SM	CH4259U41LX
Volt	CH4259U70SM	CH4259U70LX

Color	S/M 52-58cm	L/XL 56-62cm
 WHB-CE EN	CH4451U10SM	CH4451U10LX
 BKB-CE EN	CH4451U20SM	CH4451U20LX
 MD-CE EN	CH4451U30SM	CH4451U30LX
 VL-CE EN	CH4451U40SM	CH4451U40LX



Black



White



White Fade



Navy



Volt



Hunter

The new Hunter from Cannondale is designed for the rider wanting a well ventilated, light weight, yet durable helmet. Built for fast descent's and long technical climbs, with a fit that feels just right and an modern look. This is the perfect helmet for hard-core trail riders, racers and those wanting to explore further from the beaten path.

Features:

- 14 air vents.
- Highly vented to increase cooling
- Mips Options
- Extended rear for added protection
- One piece visor
- One hand fit system

Color	S/M 52-58cm	L/XL 56-62cm
Black	CH4159U10SM	CH4159U10LX
Gun-Metal	CH4159U61SM	CH4159U61LX
Volt	CH4159U70SM	CH4159U70LX
Blue	CH4159U20SM	CH4159U20LX
White	CH4159U40SM	CH4159U40LX

Color	S/M 52-58cm	L/XL 56-62cm
Mips Black/Volt	CH4109U10SM	CH4109U10LX
Mips Grey/Orange	CH4109U70SM	CH4109U70LX



Black



Gun-Metal



Volt



Blue



White



Mips Black/Volt



Mips Grey/Orange



Intent

The new Intent from Cannondale was created for enduro stage wins and all-day adventures. Keeping riders cool and confident thanks to the 13 massive air channelling vents and deep rear coverage. Goggle compatibility and dual shell design gives the enduro rider everything they need in a modern helmet. The Intent will give the comfort to climb every hill and confidence to charge back down.

Features:

- 13 massive dual shell air vents to increase cooling.
- Ample rear coverage for added protection.
- Adjustable angle visor.
- Easy to adjust fit system to optimize fit and comfort.
- Goggle compatibility.
- MIPS option available.

Color	S/M 52-58cm	L/XL 56-62cm
Black/Black	CH4150U11SM	CH4150U11LX
White/Black	CH4150U41SM	CH4150U41LX
Volt/Black	CH4150U71SM	CH4150U71LX
Grey/Black	CH4150U61SM	CH4150U61LX
Green/Black	CH4150U31SM	CH4150U31LX

Color	S/M 52-58cm	L/XL 56-62cm
Black/Black	CH4100U11SM	CH4100U11LX
White/Black	CH4100U41SM	CH4100U41LX
Volt/Black	CH4100U71SM	CH4100U71LX
Grey/Black	CH4100U61SM	CH4100U61LX
Green/Black	CH4100U31SM	CH4100U31LX



Black/Black



White/Black



Volt/Black



Grey/Black



Green/Black

Trail

The Trail is an off-road, all-purpose helmet, with 16 large vents for superb comfort, with a lightweight, modern design. The one-hand adjustment helps make the Trail fit perfectly, and the extra rear coverage gives you additional protection when you need it most. Fit, comfort and safety all built in, wherever you ride.

Features:

- Increased Rear Coverage for extra protection. Ample rear coverage for added protection.
- 16 Large Air Vents for free air-flow and cooling.
- Easy one-handed adjustment makes fitting easy.
- One-piece visor keeps the sun out of your eyes.



Color CE EN	S/M	L/XL
Black	CH4351U10SM	CH4351U10LX
White	CH4351U20SM	CH4351U20LX
Grey	CH4351U30SM	CH4351U30LX
Highlighter	CH4351U40SM	CH4351U40LX



Black



White



Stealth Grey



Highlighter



Junction

The Junction is a go anywhere road and mountain helmet, with 23 vents and a low-profile lightweight design. Its one-hand adjustment helps make the Junction super-comfortable, and the extra rear coverage gives you extra protection when you need it most. Complete with a mini visor it fits a more relaxed modern look for all day comfort and adventure.

Features:

- Increased Rear Coverage for extra protection.
- 23 Air Vents for great air-flow and cooling
- Easy one-handed adjustment makes fitting easy.
- One-piece visor keeps the sun out of your eyes.

	Color CE EN	S/M	L/XL
	Black	CH4651U10SM	CH4651U10LX
	Stealth Grey	CH4651U20SM	CH4651U20LX
	Black Cherry	CH4651U30SM	CH4651U30LX
	Abyss Blue	CH4651U40SM	CH4651U40LX
	Quicksand	CH4651U50SM	CH4651U50LX



Black



Stealth Grey



Black Cherry



Abyss Blue



Quicksand



Quick

A modern and capable helmet that is lightweight, cool and packed with features.

Features:

- Single-Mold Polycarbonate shell technology bonds the outer shell with the EPS shell for one-piece integrated design
- 19 flow-through vents control comfort by maintaining airflow through the helmet
- Heat-sealed moisture wicking pads keep the sweat under control
- System Integrated micro dial w/ Ergo-fit EVA occipital pad offers a precise fit
- Comfortable soft-touch webbing with cam-lock dividers offers secure adjustment and all-day wearability
- Removable visor

Color	S/M 52-58cm	L/XL 56-62cm
BK-CE EN	CH4551U30SM	CH4551U30LX
GY-CE EN	CH4551U20SM	CH4551U20LX
RD-CE EN	CH4551U50SM	CH4551U50LX
VL-CE EN	CH4551U40SM	CH4551U40LX
WH-CE EN	CH4551U10SM	CH4501U10LX



Black



Grey



Red



Volt



White

Quick

Quick is an urban sport helmet that won't look out of place off-road, updated with a modern shape and the added safety feature of a rear light for extra be-seen visibility. 19 large air-vents will keep your head cool on the hottest of days, with the added reflective straps and logo you will be safe, stylish and comfortable at the same time.

Features:

- Easy one-handed adjustment makes fitting easy.
- USB-chargeable 3-function rear safety light
- 19 flow-through vents control comfort by maintaining airflow through the helmet.
- Reflective logos and straps for added visibility.
- Visor to keep sun out of your eyes.



Color CE EN	S/M 52-58cm	L/XL 58-62cm
Matte Black	CH4751U10SM	CH4751U10LX
Matte White	CH4751U20SM	CH4751U20LX
Fine Silver	CH4751U30SM	CH4751U30LX
Black Cherry	CH4751U40SM	CH4751U40LX
Highlighter	CH4751U50SM	CH4751U50LX



Matte Black



Matte White



Fine Silver



Black Cherry



Highlighter

Quick Junior

Bold, exciting colors and In-Fusion mold technology make this durable and lightweight helmet a perfect match for kids.

Features:

- In Fusion mold technology makes this helmet very durable and light-weight
- Easy Fit System with micro-dial and plush padding makes adjusting the helmet size effortless and precise
- Vent Screens stop bugs, not air flow
- Comfortable soft-touch webbing w/pinch guard allows for quick connect and a comfortable ride



Color	XS/S 48-54cm	SM/M 52-57cm
Gecko Green	CH4359U10XS	CH4359U10SM
Hot Pink	CH4359U30XS	CH4359U30SM
Highlighter	CH4359U60XS	CH4359U60SM
Quick Blue	CH4359U20XS	CH4359U20SM
Quick White	CH4359U40XS	CH4359U40SM
Quick Red	CH4359U50XS	CH4359U50SM



Gecko Green



Hot Pink



Highlighter



Quick Blue



Quick White



Quick Red

Kids

Four fun designs and three exciting colors in this durable and lightweight helmet thanks to In-Fusion mold technology.

Features:

- In Fusion mold technology makes this helmet very durable and light-weight
- Easy Fit System with micro-dial and plush padding makes adjusting the helmet size effortless and precise
- Vent Screens stop bugs, not air flow
- Comfortable soft-touch webbing w/pinch guard allows for quick connect and a comfortable ride
- Jon Burgerman design collaboration



Color	XS/S	S/M
Burgerman Black	CH4707U30XS	CH4707U30SM
Burgerman Yellow	CH4707U70XS	CH4707U70SM
Burgerman Teal	CH4707U35XS	CH4707U35SM
Burgerman White	CH4707U40XS	CH4707U40SM



Burgerman White



Burgerman Black



Burgerman Teal



Burgerman Yellow

Eileen™ 2 Rear-Mount Kickstand

A versatile rear-mount kickstand that is stylish and smartly equipped.

- Lightweight and durable aluminum construction
- Designed for flat-sided tubes up to 23mm thick
- Firm spring prevents movement while riding
- Two bracket options to better fit small and large frames
- Telescoping leg that offers expanded versatility to fit a wide range of bicycles
- Equipped with a firm spring that prevents movement while riding

Color	Code
Black	C4KSRM01BLK



Eileen™ 3 Center-Mount Kickstand

A versatile rear-mount kickstand that is stylish and smartly equipped.

- Telescoping leg that offers expanded versatility to fit a wide range of bicycles
- Crafted of lightweight and durable aluminum alloy
- Equipped with a firm spring that prevents movement while riding
- Lightweight and durable aluminum construction
- Includes a retro-adaptor plate

Color	Code
Black	C4KSCM01BLK



Si Kickstand

A durable kickstand for Cannondale Si dropouts that is stylish and smartly equipped.

- For Cannondale frames with Si dropouts
- Forged one-piece leg
- Lightweight and durable aluminium construction
- Remount kickstand
- Post mount and flat mount

Mount Type	Code
Flat/Post Rear Brake	CP1619U10OS



Si Kickstand v2

- Telescoping leg that offers expanded versatility to fit a wide range of bicycles
- For Cannondale frames with Si dropouts (2017 and earlier)
- Adjustable, telescopic leg
- Lightweight and durable aluminium construction

Color	Code
Black	CP1607U00OS




Treadwell Front Rack w/ Bamboo Tray

A strong and stylish front-mounted rack, perfect for grocery store runs and commuting.

- Equip any Treadwell
- 10kg weight limit

Code

K13000



HollowGram™ KNØT SystemBar

Provides the low drag and sleek look of a one-piece system, with the fit and interchangeability benefits of a two-piece bar and stem. 8 degrees of pitch adjustment. Narrow bar width with flared drops brings your arms closer together when on the hoods for lower drag.

- Look and speed of a 1-piece system
- Adjustability of a 2-piece system 6 watts faster than traditional cockpits when paired with SAVE Stem

Width	Code
38cm	CP2650U1038
40cm	CP2650U1040
42cm	CP2650U1042
44cm	CP2650U1044



HollowGram KNØT Stem -6 Deg

Provides the low drag and sleek look of a one-piece system, with the fit and interchangeability benefits of a two-piece bar and stem. 8 degrees of pitch adjustment.

- 1-piece look and speed w/ 2-piece adjustability
- Cable cover for SuperSix EVO included
- 80-120mm lengths available

Length	Code
80mm	CP2250U1080
90mm	CP2250U1090
100mm	CP2250U1010
110mm	CP2250U1011
120mm	CP2250U1012



HollowGram KNØT Stem -17 Deg

Provides the low drag and sleek look of a one-piece system, with the fit and interchangeability benefits of a two-piece bar and stem. 8 degrees of pitch adjustment.

- 1-piece look and speed w/ 2-piece adjustability
- Cable covers for SystemSix and SuperSix EVO included
- 80-120mm lengths available

Length	Code
80mm	CP2300U1080
90mm	CP2300U1090
100mm	CP2300U1010
110mm	CP2300U1011
120mm	CP2300U1012



HollowGram™ SAVE SystemBar

Our engineering wizards managed to maintain all of the benefits of a one-piece bar/stem while offering eight degrees of adjustment to the pitch of the bar. All the speed, all the comfort. The SAVE system is compatible with not just our bikes, but any bike with an 1" 1/8 steerer tube. It's an upgrade that can make rides quicker and your bike much better looking.

- Look and speed of a 1-piece system
- Adjustability of a 2-piece system
- Ergonomic flat top section

Width	Code
36cm	CP2600U1036
38cm	CP2600U1038
40cm	CP2600U1040
42cm	CP2600U1042
44cm	CP2600U1044



HollowGram SAVE Stem -6 Deg

Paired with the SAVE or KNØT SystemBar, you end up with the speed and good looks of a one-piece system with the adjustability of a two-piece. The SAVE system is compatible with not just our bikes, but any other bike out there with an inch 1/8 steer tube.

- 1-piece look and speed w/ 2-piece adjustability
- External cable routing is compatible with any frame
- 80-130mm lengths available

Length	Code
80mm	CP2000U1080
90mm	CP2000U1090
100mm	CP2000U1010
110mm	CP2000U1011
120mm	CP2000U1012
130mm	CP2000U1030



HollowGram SAVE Stem +6 Deg

Paired with the SAVE or KNØT SystemBar, you end up with the speed and good looks of a one-piece system with the adjustability of a two-piece. The SAVE system is compatible with not just our bikes, but any other bike out there with an inch 1/8 steer tube.

- 1-piece look and speed w/ 2-piece adjustability
- External cable routing is compatible with any frame
- 80-110mm lengths available

Length	Code
80mm	CP2100U1080
90mm	CP2100U1090
100mm	CP2100U1010
110mm	CP2100U1011



Cannondale One Stem 7 Deg 31.8mm

Whether you're upgrading your stock parts or looking for something a bit more eye catching, the alloy ONE stem delivers.

- 7050 Aluminium
- 60-120mm lengths available

Length	Code
60mm	CP2350U1060
70mm	CP2350U1070
80mm	CP2350U1080
90mm	CP2350U1090
100mm	CP2350U1010
110mm	CP2350U1011
120mm	CP2350U1012



Cannondale Three Stem w/ Intellimount

A convenient mount on the stem securely holds SP-Connect compatible smartphone cases to put all of your data in an optimal position. When using an SP-Connect case to mount your smartphone on the stem you can have digital dashboard showing speed, mileage and more when using the Cannondale App.

- Compatible with Intellimount Mounting Solutions
- Compatible with High Direct Light Mount
- 60-90mm lengths available
- +6 Degrees

Length	Code
60mm	CP2200U1060
70mm	CP2200U1070
80mm	CP2200U1080
90mm	CP2200U1090



Cannondale One 35 Stem

The perfect match for the HollowGram™ SAVE Riser Bar on a trail or enduro bike. Descend with confidence.

- 35mm clamp
- 37mm length
- 0° Degrees

Length	Code
37mm	CP2901U1037



Intellimount Adhesive Mount and Hardware

This SP Connect kit allows any smartphone case to be connected to the Intellimount Stem for a tidy dashboard on your bike.

- Pair with the Cannondale App and Wheel Sensor to keep track of all of your ride data and bike service needs
- Includes adhesive mount, Intellimount adapter, microrail adhesive mount and stand tool.

Code

CP1300U100S



Cannondale One 31.8 Carbon Riser Bar

A lightweight carbon MTB riser bar born to rip.

- Carbon Fiber Construction
- 780mm Width
- 9 Degree Backsweep, 4 Degree Upsweep
- 15mm Rise
- 215g



Width **Code**

780mm CP2500U1078

HollowGram SAVE 30mm Riser Mtn Bars BK 35×800mm

A lightweight carbon MTB riser bar born to rip.

- SAVES rider from arm pump
- 35mm clamp
- 210g-Lightest 35mm clamp riser bar
- 800mm width, 30mm rise
- 8° backsweep, 5° upsweep



Width **Code**

800mm CP2301U1080

Cannondale One 31.8 Alloy Road Bar

Whether your upgrading your stock parts or looking for something a bit more eye catching, the alloy ONE bar delivers.

- 7050 Aluminium
- 38-44cm widths available
- 76mm reach, 125mm drop

Width **Code**

38cm CP2400U1038

40cm CP2400U1040

42cm CP2400U1042

44cm CP2400U1044



IQ200 Wireless Computer

Keeping it simple and focused, the IQ200 wireless computer captures all of the pertinent riding data in a clean and tidy package.

- Wireless mounting for easy set up and use
- Head unit mounting bracket
- Front wheel sensor unit
- Wheel magnet assembly

Code

CP1700U100S



Cannondale Wheel Sensor

With the Cannondale Wheel Sensor you can connect your Cannondale, or any other bike, to the Cannondale App to track ride and bike data.

- Connect to the Cannondale App to access community and product details
- The Cannondale App will automatically remind you of service needs
- Hassle-free ride tracking

Code

CP1500U100S



Wheel Sensor Mounting Adapters

Easy-to-install mounting adapters that fit a wide range of hub and spoke configurations.

- Various adapters for the Cannondale Wheel Sensor

Code

CP1400U100S



2-In-1 Trainer Axle

Keep the ride going and put your Cannondale on a trainer with the 2-in-1 trainer axle.

- Compatible with all current thru-axle Cannondale road bikes

Code

Code	Size
CP2851U100S	TA 142×12 2Ld SpeedRel 160L
CP2801U100S	TA 142×12 Syntace 160L

Size

IMAGE NOT AVAILABLE

DownLow Dropper Post

Our DownLow dropper post is an infinitely adjustable, easily serviceable, air/hydraulic unit with a sweet cable remote. It goes up. It goes down. You need one.

- Travel: 100mm, 125mm, 150mm, 170mm
- Weight: 570g (150mm travel)
- Diameter: 31.6
- 1x DownLow remote included
- Band clamp and MatchMaker mounts included
- Internal routing
- Offset: 0mm
- Compatible with round, oval, and both metal and carbon rails.

Code	Travel	Length
CP2151U1048	170mm	480mm
CP2151U1044	150mm	440mm
CP2121U1039	125mm	390mm
CP2101U1034	100mm	340mm



DownLow Matchmaker Remote Kit

Clean up the cockpit of your mountain bike with this sleek and integrated dropper remote.

- SRAM Matchmaker compatible remote kit for the DownLow Dropper Post

Code
CP2201U100S



HollowGram MTB Seatpost

A full-carbon XC seatpost. Light, strong and incredibly functional

- Reflective decal on rear
- 31.6mm diameter
- 0mm offset
- 190g
- Compatible with round, oval, and both metal and carbon rails.

Code	Size
CP2601U1040	31.6×400mm



Cannondale Two Seatpost

Carbon shaft to minimize road vibration and an alloy head for a rock solid platform for your saddle. Low-profile twin-bolt head for infinite seat angle adjustment.

- Material: Carbon
- Length: 300, 350, 400mm
- Offset: 15mm
- Diameter: 25.4mm
- Compatible with round, oval, and both metal and carbon rails.

Code	Size
CU42112530	25.4×300mm
CU42112540	25.4×400mm



SAVE Carbon Road Seatpost

The SAVE Carbon seatpost has been proven in the worlds most challenging bike races. Light, comfortable and incredibly functional.

- Ultra-light continuous carbon fiber layup offers just enough compliance to take the edge off without sacrificing power transfer
- Easy adjust two bolt head for fine tuning ride position
- 270 grams
- Offset: 15mm
- Compatible with round, oval, and both metal and carbon rails.

Code	Size
CP2700U1040	27.2 × 400mm
CP2750U1040	25.4 × 400mm



Lefty Ocho

The Lefty Ocho is for the XC rider who believes in results. The incredibly smooth suspension action that results from the lowest friction of any fork structure out there.

The climb-crushing speed that results from having one of the lightest suspension forks in the world. The line-owning precision that results from having best-in-class overall stiffness, tuned for maximum control. And the confidence that results from knowing you're on the most advanced, ground-breaking, preconceived-notion-destroying, XC-race-winning fork ever created. They're the kind of results that result in...well...real results.

- Upper Material: Carbon
- Wheel Size: 29", 27.5"
- Travel: 100mm
- Weight: 1446g (29")
- Offset: 55mm (29"), 50mm (27.5")
- Adjustments: Compression, rebound, remote actuated lockout

Code

CP9100U1029	29
-------------	----



- Upper Material: Alloy
- Wheel Size: 29", 27.5"
- Travel: 100mm
- Weight: 1735g (29")
- Offset: 55mm (29"), 50mm (27.5")
- Adjustments: Compression, rebound, remote actuated lockout

Code

CP9200U1029	29
-------------	----



Lefty Ocho 120

The ultimate lightweight trail suspension fork. Lefty Ocho 120 takes all the queues of stiffness and precision control from Lefty Ocho, and increases the trail-owning capabilities.

- Upper Material: Carbon
- Wheel Size: 29in
- Travel: 120mm
- Weight: 1550g
- Offset: 50mm
- Adjustments: Air pressure, rebound, lockout, low speed compression

Code

CP9401U1029



Lefty Oliver

The ultimate built-for-gravel suspension fork. With 30mm of smooth, bump-taming suspension and an incredibly stiff, precise-handling structure, this lightweight fork lets you push it harder, and ride smoother than ever.

- Upper Material: Carbon
- Wheel Size: 650b, 700c
- Travel: 30mm
- Weight: 1340g
- Offset: 55mm
- Adjustments: Air pressure, rebound, crown mounted lockout
- Maximum tire size: 650b - 47mm, 700c - 45mm

Code

CP9001U6070	700c
CP9001U6065	650b



HollowGram™ Crank Arm

The hollow Si crankset, paired with the any OPI SpideRing, is an impressive upgrade for any mountain or road bike.

- 172g/arm including hardware
- Compatible with all SpideRings and HollowGram spindles
- Self extracting bolts for tool-free removal
- Compatible with reflective HG crank boots



Code	Length
CP2001U1065	Left - 165mm
CP2011U1065	Right - 165mm
CP2001U1070	Left - 170mm
CP2011U1070	Right - 170mm
CP2001U1072	Left - 172.5mm
CP2011U1072	Right - 172.5mm
CP2001U1075	Left - 175mm
CP2011U1075	Right - 175mm

HollowGram™ Crank Boot Reflective

Crank Insurance compatible with HollowGram cranks.

- Protects HollowGram crank arm from rock strikes
- Reflective strip keeps riders visible



Code
CP2401U100S

HollowGram MTB Spiderring SL

Ultralight, durable SpideRing tech for the MTB world. 10-arm, radial arm design with an updated MegaTooth thick/thin tooth profiles for chain retention. The crankarm interface on these rings is not keyed, so the rings can be rotated 90 degrees for maximum longevity.

- Weight: 46 grams (30t)



Code	
CP2551U1030	Spiderring 30t 55CL
CP2551U1032	Spiderring 32t 55CL
CP2551U1034	Spiderring 34t 55CL
CP2551U1036	Spiderring 36t 55CL

OPI Spiderring Si

The original SpideRing. Featuring a 3D-forged, 10-arm design and obsessive weight-saving machining throughout, this spider/rings combo is the best shifting ultralight chainring set on the market. Available in 53/39, 52/36 and 50/34 chainring combinations. Weight: 160 grams (50/34)

Code

KP244/	Spiderring 53/39 Si
CU4042SI52	Spiderring 52/36 Si
KP245/	Spiderring 50/34 Si



OPI Spiderring

This SpideRing is a 3D-forged, 8-arm design that delivers exceptional shifting performance.

Code

KP408/	SpideRing 8 Arm 52/36
KP407/	SpideRing 8 Arm 50/34
CP2319U10OS	Spiderring 8 Arm 46/30



OPI 1x MTB Spiderring

Ultralight, durable SpideRing tech for the MTB world. 10-arm, radial arm design with X-Synch thick/thin tooth profiles for chain retention. The crankarm interface on these rings is not keyed, so the rings can be rotated 90 degrees for maximum longevity.

Code

CU4041SI44	SpideRing 44 X-Sync
CP2329U10OS	SpideRing 42 X-Sync BK
CU4041SI40	SpideRing 40 X-Sync



HollowGram™ 64 SL KNØT Wheel

Extremely low drag, a wide rim and an optimized tire width make these road wheels some of the fastest on the planet. Incredibly aerodynamic, lightweight, tubeless compatible and purpose built, the gains you'll see from these wheels are the opposite of marginal. They tick all the boxes, and then some. Optimized for speed using a tire measuring 26mm wide also means more air volume for a smoother ride. Available as disc brake only with ultra-reliable HollowGram hubs with DT Swiss rear internals.

- 64mm deep, disc brake specific, full carbon rims
- Rim width: 21mm internal / 32mm external
- HollowGram by DT Swiss rear hub, DT 240 internals, Center Lock disc
- DT Swiss Aerolite spokes
- Tubeless compatible
- Shimano and SRAM XDR freehub body versions available
- 1640g

Spec	Size	Code
100×12 CL	700c	CP8000U1070
142×12 CL SH	700c	CP8050U1070



HollowGram™ 45 SL KNØT Wheel

A Carbon road wheels that crave it all. No matter where you ride - flats, rollers, climbs or the descents - they are a quiver killer. These 45mm deep wheels are perfectly balanced to excel everywhere the tarmac takes you. The versatile depth and lightweight package means you have the perfect weapon for any fight. Optimized for speed using a tire measuring 26mm wide (or wider) also means more air volume and smoother ride. Available in disc brake only with ultra-reliable HollowGram hubs with DT Swiss rear internal.

- 45mm deep, disc brake specific, full carbon rims
- Rim width: 21mm internal / 32mm external
- HollowGram by DT Swiss rear hub, DT 240 internals, Center Lock disc
- DT Swiss Aerolite spokes
- Tubeless compatible
- Shimano and SRAM XDR freehub body versions available
- 1540g

Spec	Size	Code
100×12 CL	700c	CP8150U1070
142×12 CL SH	700c	CP8200U1070



HollowGram™ 25 SL Wheel

Designed to fly up the hills and rip the corners, this durable, lightweight XC/trail focused carbon wheelset shreds. The carbon rim, with a 25mm internal rim width, is both lightweight and perfect suited for XC tire widths. They spin up quick and float up the climbs, while still smoothing out the descents. DT Swiss Aerolite spokes and HollowGram hubs featuring DT Swiss 240 internals are tough and buttery smooth. Ultra-reliable HollowGram hubs with DT Swiss internals and compatible with Shimano and SRAM XD.

- HollowGram by DT Swiss rear hub, DT 240 internals, 6 bolt disc
- DT Swiss Aerolite spokes
- 25mm internal width
- Tubeless compatible
- 1470g

Spec	Size	Code
HG SL 25 148×12 6B MS Ai3 Wheel	29	CP8001U1029
HG SL 25 Lefty 60 6B Wheel	29	CP8031U1029

